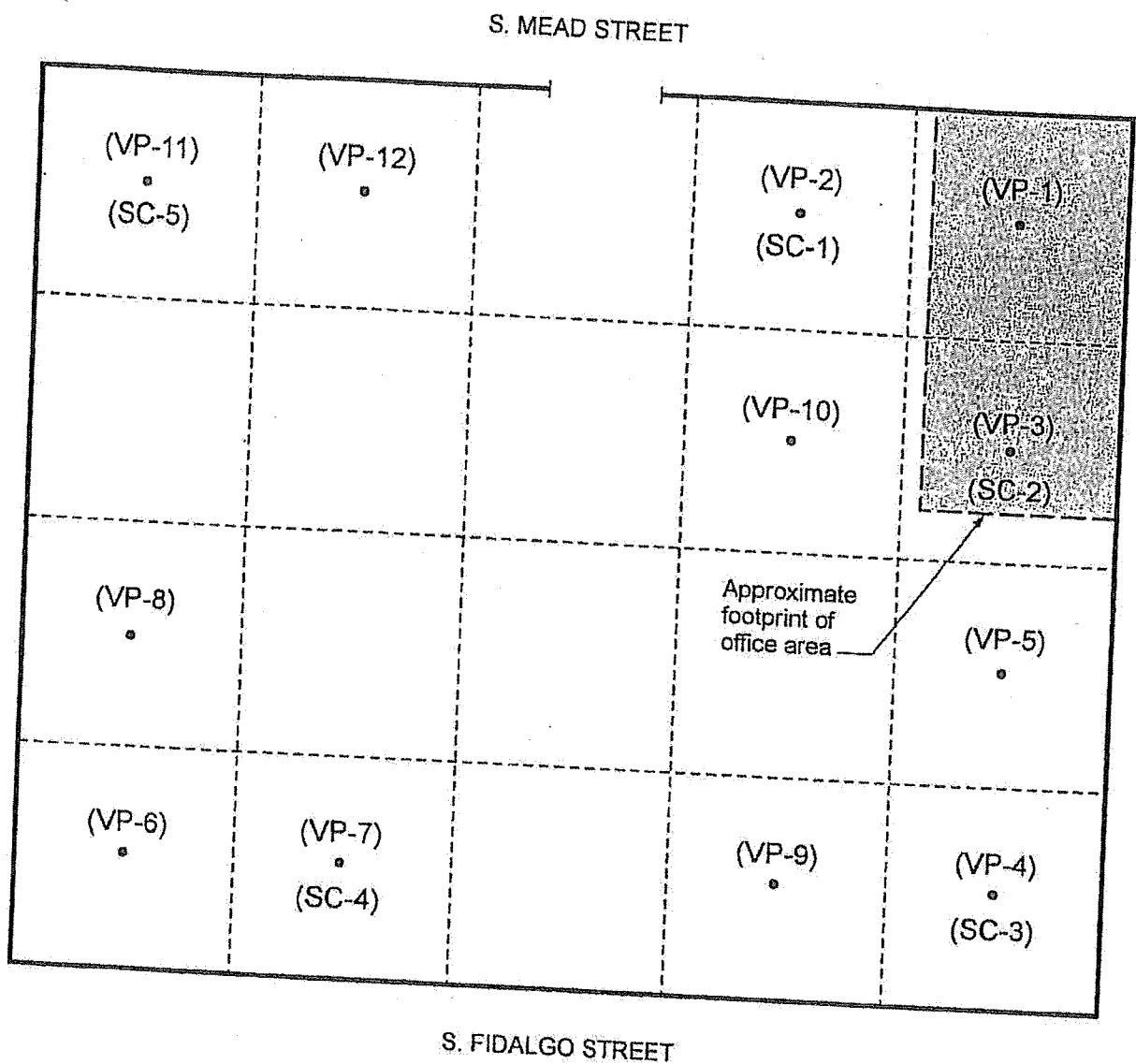


APPENDIX E
SOIL VAPOR AND GORE SORBER SAMPLE LOCATIONS
AND ANALYTICAL RESULTS

REMEDIAL INVESTIGATION WORK PLAN
Capital Industries, Inc.
5801 Third Avenue South
Seattle, Washington

Farallon PN: 457-004



LEGEND

- Sample Location
- (VP) On-Site Lab Soil Vapor Sample
- (SC) Off-Site Lab Summa Canister Sample

NOT TO SCALE



Environmental Consulting Services, Inc.	Capital Industries, Inc. Seattle, Washington	Location of Soil Vapor Samples Beneath Plant 2
--	---	---

Table 4-1
Soil Vapor Results Below Plant 2

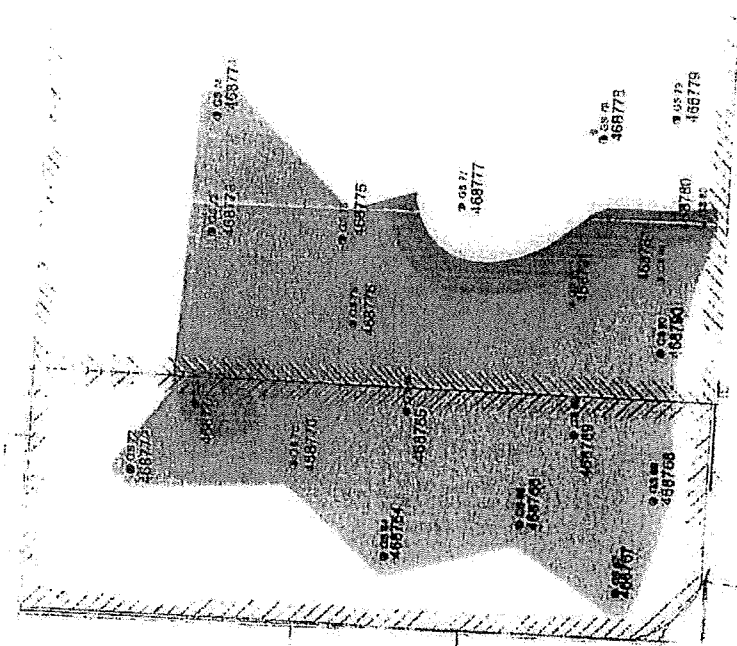
Sample Number	VP-1	VP-2	VP-3	VP-4	VP-5	VP-6	VP-7	VP-8	VP-9	VP-10	VP-11	VP-12	Average
Compound													
Benzene	4.9	5	5	5	5	5	5	5	5	5	5	5	5
Toluene	5.7	6	6	180	498	6	6	6	6	6	38	6	64
Ethyl Benzene	6.6	7	7	530	1236	146	7	7	7	7	7	7	164
Total Xylenes	6.6	7	7	1059	5739	7	7	7	181	7	119	7	596
Cis-12DCE	6.0	6	6	76	6	6	6	6	6	6	6	6	12
Trans-12DE	6.03	6	6	442	6	6	6	6	6	6	6	6	42
TCE	8.19	8	8	8	8	8	60	8	8	8	36	8	15
PCE	10.3	10	83	614	35	248	145	117	214	179	172	165	166
VC	52.0	52	52	52	52	52	52	52	52	52	52	52	52

Notes:

Units in $\mu\text{g}/\text{m}^3$.

Bold numbers = results above MDL.

322.107	PCE
202.518	[ug]
127.321	
80.048	
50.327	
31.641	
19.893	
12.507	
7.863	
4.954	
3.108	
1.954	
1.228	
0.772	
0.486	
0.305	
0.192	
0.121	
0.076	
0.048	
0.030	



GORETAM Module
Location
3808 2
4901-74

Map: The firm has been used in the past to provide environmental consulting services to various clients in the Puget Sound area.

Environmental
Consulting
Services, Inc.

Capital Industries
Seattle Washington

Figure 5-6a
PCE in Ground Sorbers, Plant 2 and Plant 2 Canopy

5.628
5.547
0.477
0.416
0.362
0.216
0.276
0.206
0.192
0.158
0.138
0.120
0.105
0.091
0.080
0.069
0.060
0.053
0.046
0.040
1.1-1-TCA Tugl

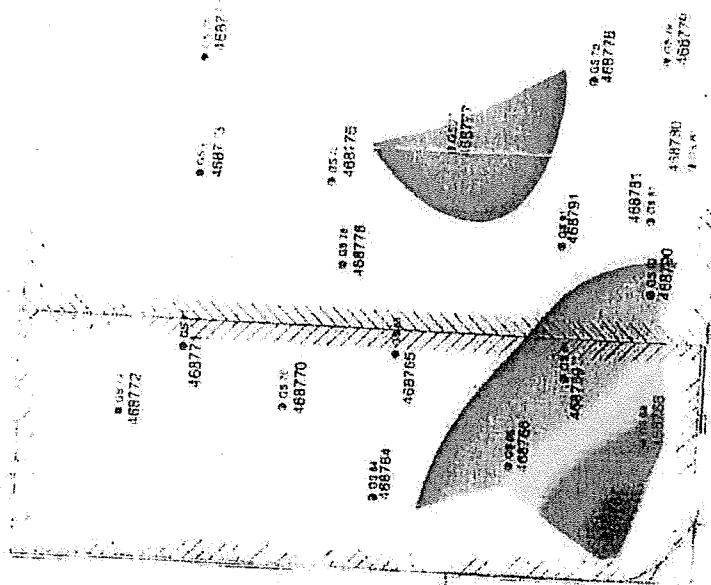


Figure 5-8b
TCA in Gore Soma's Plant and Plant 2 Campov

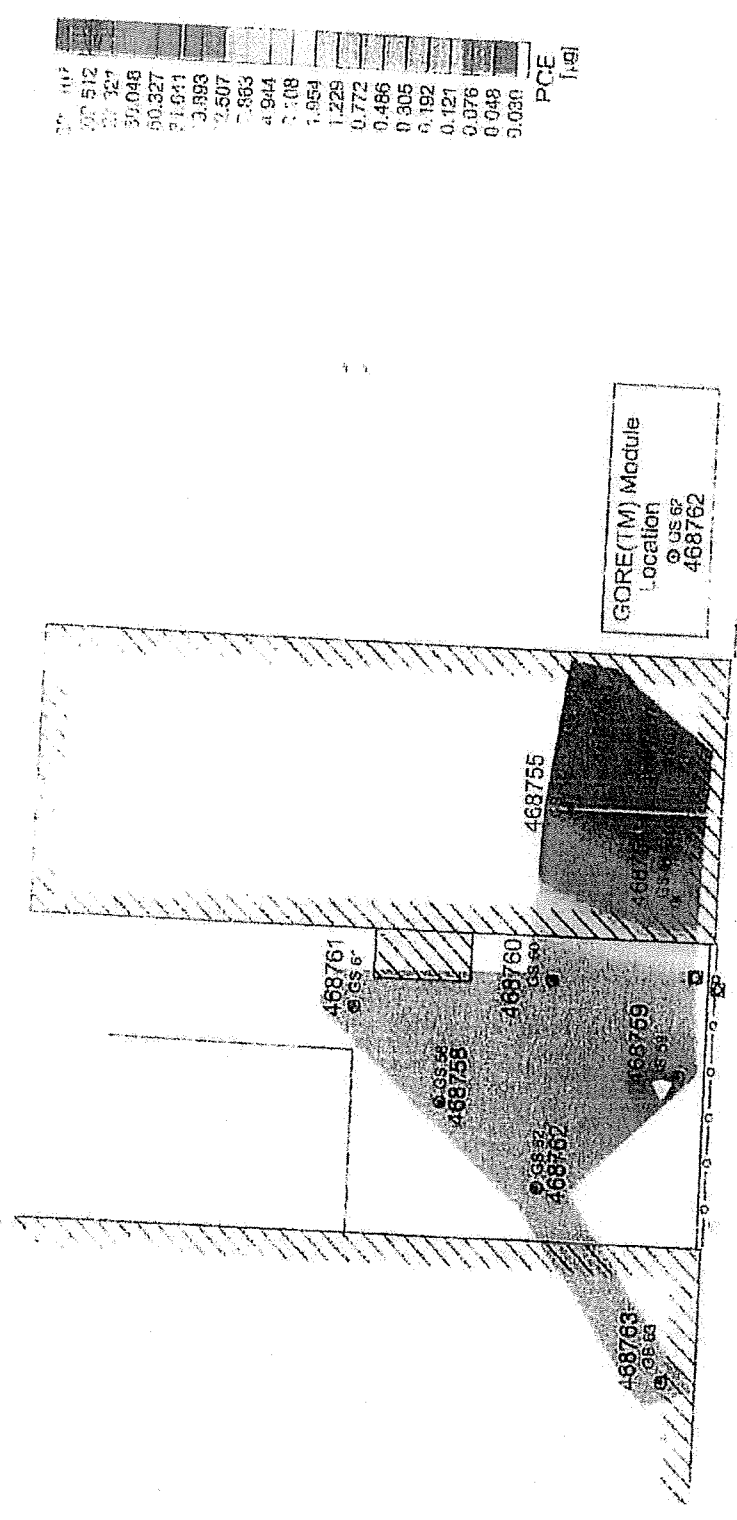
Capital Industries
Seattle, Washington

40 AVENUE B

CORE/ITM Module
Localities
U.S.A.
150774

From this figure please take the following data for the following table:

Environmental
Consulting
Services, Inc.



30	107
30	512
30	327
30	048
60	327
21	511
3	893
12	507
7	863
4	944
2	108
1	954
1	229
0	772
0	486
0	305
0	192
0	121
0	076
0	048
0	030
PCE	
[in]	

GORE(TM) Module
Location
① US 62
468762

5 1994L20 91

with all the data from this report, please refer to the Appendix for more information.
Revised: 10/10/94

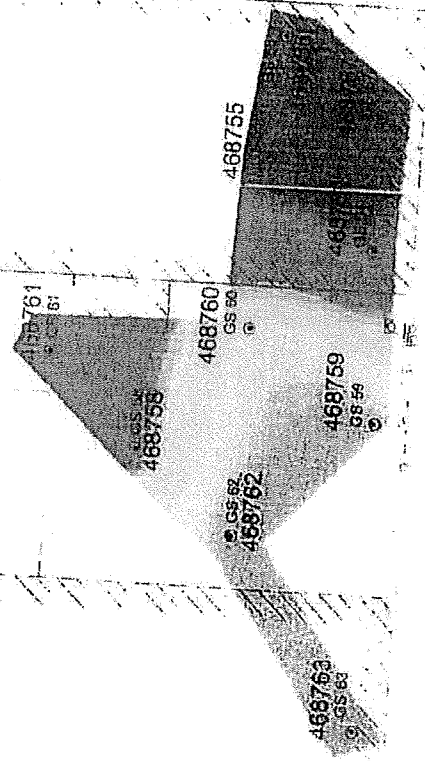
**Environmental
Consulting
Services Inc.**

Capital Institute
Seattle, Washington

Figure 5.2a
PCE in GORE Subbers - Plant and Plant at Canyon

371.535
227.374
39.027
85.545
32.024
31.924
18.467
11.908
7.285
4.456
2.726
1.667
1.020
0.624
0.382
0.238
0.143
0.087
0.053
0.033
0.020
TCE
(19)

GORE(TM) Module
 Location
 GS 52
 468762



5 4046 00 51

Capital Industries
 Seattle Washington

Notes: This figure is for informational purposes only. It is not intended to be used for any legal or regulatory purposes. The information is provided as is and is not a guarantee of accuracy.

Environmental
 Consulting
 Services, Inc.

1000 1st Avenue
 Seattle, WA 98101

Figure 5.7b
 TCE Module Storage Plant & amp; Plant 2 Campy