August 11, 2016

Mr. Ed Jones
Washington State Department of Ecology, NWRO
3190 160th Avenue SE
Bellevue, Washington 98008-5452

Re: West of 4th Site Agreed Order #DE10402
Remedial Investigation Data Gap Resolution, Summary Report, Site Unit 2

Dear Mr. Jones:

Please find enclosed the Remedial Investigation Data Gap Resolution, Summary Report for the Capital Industries, Inc. area of investigation. This report was prepared by Farallon Consulting on behalf of the four potentially liable persons (PLPs) [Art Brass Plating, Blaser Die Casting, Capital Industries, and PSC Environmental Services, LLC] identified by Ecology in the Agreed Order #DE10402 for the West of 4th Site.

Sincerely,

Aspect consulting, LLC

Dana Cannon

Dana Cannon, LHG
W4 Project Coordinator
dcannon@aspectconsulting.com

Attachments: Remedial Investigation Data Gap Resolution, Summary Report

S:\Art Brass Plating 050067\W4 Ecology Correspondence\Cover Letters\CapitalRIDataGapReport_Cover081116.docx

FARALLON CONSULTING

Washington
Issaquah | Bellingham | Seattle
Oregon
Portland | Bend | Baker City
California
Oakland | Sacramento | Irvine

APPENDIX J
REMEDIAL INVESTIGATION DATA GAP RESOLUTION SUMMARY REPORT

SITE UNIT 2
SEATTLE, WASHINGTON

Submitted by:
Farallon Consulting, L.L.C.
975 5th Avenue Northwest
Issaquah, Washington 98027

Farallon PN: 457-007

For:
Capital Industries, Inc.
5801 Third Avenue South
Seattle, Washington

August 11, 2016

Prepared by:

Jennifer Moore
Associate Scientist

Reviewed by:



Jeffrey Kaspar, L.G., L.H.G.
Principal Geologist

TABLE OF CONTENTS

1.0 INTRODUCTION 1-1

2.0 BACKGROUND 2-1

3.0 INVESTIGATION ACTIVITES AND METHODS 3-1
3.1 UTILITY MAPPING 3-1
3.2 GROUNDWATER INVESTIGATION 3-1
3.3 SOIL INVESTIGATION AT CI PLANTS 2 AND 4 3-4
3.3.1 Passive Soil Gas Survey 3-4
3.3.2 Drilling and Soil Sampling Methods 3-5
3.3.3 CI Plant 2 Subsurface Investigation 3-6
3.3.4 CI Plant 4 Subsurface Investigation 3-6
3.4 WASTE DISPOSAL 3-6

4.0 RESULTS 4-1
4.1 MONITORING WELL CI-20-80 SAMPLING 4-1
4.2 CI PLANT 2 4-2
4.3 CI PLANT 4 4-2
4.4 DATA QUALITY AND USABILITY 4-3
4.4.1 Laboratory Data Validation 4-4
4.4.2 Field Parameter Data 4-4

5.0 CONCLUSIONS 5-1
5.1 UTILITY MAPPING 5-1
5.2 GROUNDWATER INVESTIGATION 5-1
5.3 SOIL INVESTIGATION AT CI PLANTS 2 AND 4 5-2

6.0 REFERENCES 6-1

FIGURES

Figure 1 *Site Diagram*
Figure 2 *Site Unit 2 Groundwater Monitoring Well Locations*
Figure 3 *Stormwater Utility Lines and Features*
Figure 4 *Sanitary Sewer Utility Lines and Features*
Figure 5 *Water Utility Lines and Features*
Figure 6 *Soil Results – Monitoring Well CI-20-80*
Figure 7 *Groundwater Results – Monitoring Well CI-20-80*
Figure 8 *Plant 2 Soil Sampling Locations and Analytical Results*
Figure 9 *Plant 4 Soil Sampling Locations and Tetrachloroethene Soil Gas Results*
Figure 10 *Plant 4 Soil Sampling Locations and Trichloroethene Soil Gas Results*
Figure 11 *Plant 4 Soil Sampling Locations and cis-1,2-Dichloroethene Soil Gas Results*

TABLES

Table 1 *Summary of Monitoring Well CI-20-80 Soil Analytical Results*
Table 2 *Summary of Monitoring Well CI-20-80 Groundwater Analytical Results*
Table 3 *Summary of Natural Attenuation and Water Quality Parameters*
Table 4 *Summary of Plant 2 Soil Analytical Results*
Table 5 *Summary of Plant 4 Soil Analytical Results*

APPENDICES

Appendix A Revised Data Gap Memorandum for Site Unit 2
Appendix B Groundwater Monitoring Well Installation and Sampling Plan
Appendix C Revised Soil Investigation Work Plan
Appendix D Boring Logs
Appendix E Passive Soil Gas Survey Report
Appendix F Laboratory Analytical Results

ACRONYMS AND ABBREVIATIONS

AGI	Amplified Geochemical Imaging, LLC
Agreed Order	Agreed Order No. DE 10402 entered into by the West of 4th Group and the Washington State Department of Ecology in April 2014
bgs	below ground surface
Chevron station property	Chevron station at 5940 East Marginal Way South in Seattle, Washington
CI	Capital Industries, Inc.
cis-1,2-DCE	cis-1,2-dichloroethene
COCs	constituents of concern
Data Gaps Memo	Revised Data Gap Memorandum for Site Unit 2 dated March 2, 2015, prepared by Farallon
DQO	Data Quality Objective
Ecology	Washington State Department of Ecology
EPA	U.S. Environmental Protection Agency
Farallon	Farallon Consulting, L.L.C.
FS	Feasibility Study
PCE	tetrachloroethene
PID	photoionization detector
PQLs	practical quantitation limits
PCULs	preliminary cleanup levels
QA/QC	quality assurance/quality control
RI Report	*Revised Draft Remedial Investigation Report, Capital Industries, Inc., 5801 3rd Avenue South, Seattle, Washington,*

	Agreed Order No. DE 5348 dated October 2012, prepared by Farallon
Soil Investigation Work Plan	*Revised Soil Investigation Work Plan* dated August 10, 2015, prepared by Farallon
SU1	Site Unit 1
SU2	Site Unit 2
Summary Report	*Remedial Investigation Data Gap Resolution Summary Report* dated August 11, 2016, prepared by Farallon (this document)
TCE	trichloroethene
trans-1,2-DCE	trans-1,2-dichloroethene
West of 4th Group	Art Brass Plating, Inc.; Blaser Die Casting Co.; Capital Industries, Inc.; and PSC Environmental Services, LLC

1.0 INTRODUCTION

Farallon Consulting, L.L.C. (Farallon) has prepared this Remedial Investigation Data Gap Resolution Summary Report (Summary Report) on behalf of Art Brass Plating, Inc.; Blaser Die Casting Co.; Capital Industries, Inc. (CI); and PSC Environmental Services, LLC (collectively referred to herein as the West of 4th Group). The Summary Report has been prepared in accordance with the requirements of Agreed Order No. DE 10402 entered into by the West of 4th Group and the Washington State Department of Ecology (Ecology) in April 2014 (Agreed Order) and the Washington State Model Toxics Control Act Cleanup Regulation as established in Chapter 173-340 of the Washington Administrative Code.

The West of 4th Group Site (herein referred to as the Site) consists of Site Unit 1 (SU1) and Site Unit 2 (SU2) as depicted on Figure 1. The Art Brass Plating, Inc. property is located at SU1. The CI and Blaser Die Casting Co. properties are located at SU2. The CI property comprises five buildings identified as Plant 1 through Plant 5 (Figure 2).

The purpose of the Summary Report is to provide the results of field work conducted to resolve data gaps described in the *Revised Data Gap Memorandum for Site Unit 2, W4 Joint Deliverable, Seattle, Washington* dated March 2, 2015, prepared by Farallon (2015a) (Data Gaps Memo) (Appendix A). These results were used in combination with soil, groundwater, and soil gas data presented in *Revised Draft Remedial Investigation Report, Capital Industries, Inc., 5801 3rd Avenue South, Seattle, Washington, Agreed Order No. DE 5348* dated October 2012, prepared by Farallon (2012) (RI Report), to evaluate technically feasible remedial alternatives for the CI Plant 2 and CI Plant 4 source areas. The remedial alternatives will be presented in the forthcoming Feasibility Study (FS) for SU2.

2.0 BACKGROUND

This Summary Report describes the results of work conducted to resolve data gaps described in the Data Gaps Memo. These data gaps included the following:

- The subsurface utilities at Site Unit 2 were not fully mapped during the remedial investigation (RI) work;
- The distribution of constituents of concern (COCs), including trichloroethene (TCE), cis-1,2-dichloroethene (cis-1,2-DCE), trans-1,2-dichloroethene (trans-1,2-DCE), and vinyl chloride, at depths greater than 60 feet below ground surface (bgs) proximate to monitoring wells CI-15-40 and CI-15-60 (Figure 2) required further evaluation;
- Potential sources of concentrations of TCE present in groundwater below CI Plant 2 required further evaluation; and
- The lateral and vertical distribution of tetrachloroethene (PCE) and TCE in soil beneath CI Plant 4 required further delineation.

Ecology stated that the need to locate utilities with the potential to represent preferential pathways for soil gas and/or groundwater transport of COCs represents a data need for the FS. According to the Data Gaps Memo, CI planned to complete identification of existing utilities, and would include data regarding the depths of utilities and trenches, the types and diameters of piping, and the trenching backfill types where the information was readily available.

Details regarding the planned installation of monitoring well CI-20 were provided in *Groundwater Monitoring Well Installation and Sampling Plan* dated May 21, 2015, prepared by Farallon (2015b) (Groundwater Investigation Work Plan) (Appendix B). This scope of work included the installation of monitoring well CI-20 to a planned total depth ranging from 75 to 80 feet bgs at the Chevron station at 5940 East Marginal Way South in Seattle, Washington (Chevron station property). Subsequent groundwater sampling results at monitoring well CI-20 would be used to confirm the vertical limits of COCs in groundwater.

During subsurface investigations conducted at CI Plants 2 and 4 during the RI, TCE and PCE were not detected at concentrations that accounted for the impacts to groundwater quality that occurred at and down-gradient of CI Plants 2 and 4 in soil samples collected from previous boring/monitoring well locations. COCs were detected in groundwater samples collected from the water table and/or shallow water-bearing zones near the suspected source areas previously identified at the CI property at concentrations that suggest there may be unidentified areas where COCs are present in soil at concentrations greater than those detected during the RI. Therefore, Ecology required that additional investigation be conducted at CI Plants 2 and 4 as an addendum to the RI, prior to completion of the FS. Details regarding the scope of work for subsurface investigation activities at CI Plants 2 and 4 were provided in *Revised Soil Investigation Work Plan*

dated August 10, 2015, prepared by Farallon (2015d) (Soil Investigation Work Plan) (Appendix C). The scope of work discussed in the Soil Investigation Work Plan included:

- Advancing borings within CI Plant 2 and the CI Plant 2 Canopy to further assess potential sources of COCs in groundwater.
- Completing a passive soil gas survey at CI Plant 4 to assess concentrations of COCs in soil gas and identify boring locations.
- Advancing borings within and proximate to CI Plant 4 to investigate areas at which elevated concentrations of COCs in soil gas were identified during the planned passive soil gas survey. The soil data would be used to further assess potential sources of COCs affecting groundwater at and down-gradient of CI Plant 4.

3.0 INVESTIGATION ACTIVITES AND METHODS

Farallon conducted the RI data gap work between September and October 2015. Details regarding this work are provided below.

3.1 UTILITY MAPPING

Farallon coordinated with the GIS Products and Services Department of Seattle Public Utilities to obtain utility locations for water, sanitary sewer, and storm sewer lines and structures at SU2 (Figure 1). This information was provided in the form of GIS vector files that were imported into ESRI ArcGIS for mapping purposes. The attached Figures 3 through 5 depict these utility features in the area of SU2 that is bounded by the Duwamish River, Lucille Street, Corson Avenue South, and South River Street.

3.2 GROUNDWATER INVESTIGATION

Farallon completed the drilling for monitoring well CI-20 on the Chevron station property on September 15 and 16, 2015 (Figures 6 and 7), in general accordance with the Groundwater Investigation Work Plan (Appendix B). The boring location was cleared for public and private utilities prior to drilling. The borehole was cleared with an air knife and a vacuum excavator to a depth of 8 feet bgs prior to drilling. The borehole was drilled to a total depth of 80 feet bgs using a limited-access Terra Sonic drill rig operated by Holt Services, Inc. of Edgewood, Washington.

Soil cores were collected continuously from a depth of approximately 8 to 80 feet bgs in 10-foot sections using polyethylene bag liners within the core sampler. A Farallon Field Scientist observed subsurface conditions during drilling. Information recorded included a Unified Soil Classification System soil description, visual and olfactory indications of soil contamination, and evidence of volatile organic vapors in each sample as measured using a photoionization detector (PID). Soil descriptions, visual and olfactory observations, and photoionization detector readings were recorded on Farallon's Log of Boring form provided in Appendix D.

The soil samples were collected and handled in general accordance with the following procedures:

- Soil samples were collected directly from the polyethylene bag liners using either stainless steel or plastic sampling tools. All non-dedicated sampling equipment was decontaminated between uses, as appropriate.
- Soil samples selected for laboratory analysis were transferred immediately into laboratory-supplied sample containers. Samples were collected in accordance with U.S. Environmental Protection Agency (EPA) Method 5035A. This sampling method entails collecting approximately 5 grams of a representative soil sample using a dedicated sampling tool from target locations and placed in a standard 40-milliliter, septum-sealed, threaded, screw-capped glass vial containing a laboratory-provided preservative.

- The sample container was labeled with the client name, project name and number, date and time of collection, sample identification, sampler's initials, and analysis. Sample identification included the boring designation, sample depth, and date collected.
- The sample was logged on a Chain of Custody form and placed into a cooler with ice to maintain a temperature of approximately 4 degrees Celsius. The samples were submitted to the laboratory for analysis for COCs by EPA Method 8260C within 24 to 48 hours of collection. The typical hold time for EPA Method 5035A preserved samples chilled to 4 degrees Celsius is 14 days.
- Disposable sampling and health and safety supplies and equipment were discarded in an appropriate waste dumpster.

Farallon contracted Professional Land Surveyors, Inc. of Issaquah, Washington to survey the top of the monitoring well casing relative to the existing datum established at the Site with an accuracy of 0.01 foot to facilitate estimation of the direction of the groundwater gradient and flow. The surveyor also recorded the latitude and longitude of the monitoring well. The monitoring well was designated CI-20-80.

Monitoring well CI-20-80 was constructed using 2-inch-diameter Schedule 40 polyvinyl chloride casing with a 5-foot section of 0.010-inch slotted screen placed at a depth of 75 to 80 feet bgs and blank casing from just below the ground surface to a depth of 75 feet bgs. The annular space of the screened section was completed with 20/40 washed sand at depths of 72 to 80 feet bgs and sealed with bentonite to within approximately 1 foot of the ground surface. A concrete surface seal was completed above the bentonite seal. The monitoring well construction details are included on the Log of Boring form provided in Appendix D.

Heaving sands were encountered at depths ranging from 36 to 80 feet bgs and approximately 175 gallons of water were added to the drilling casing during drilling and well installation to maintain an open borehole and allow installation of the monitoring well and sand filter pack. Monitoring well CI-20-80 was developed by Holt Services, Inc. following installation using surge block and pumping approximately 275 gallons of water from the monitoring well and surrounding formation.

Farallon conducted a sampling event at monitoring well CI-20-80 on September 24, 2015 as part of the West of 4th Group semiannual groundwater monitoring event. Ecology requested that the monitoring well be sampled quarterly for a period of one year. Sampling events were conducted on December 18, 2015, March 23, 2016, and June 28, 2016.

Groundwater samples were collected and handled in accordance with EPA guidance on Low-Flow Ground-Water Sampling Procedures and following the protocols established in *West of 4th Site*

Agreed Order #DE10402, Revised Groundwater Monitoring Program Plan dated December 23, 2014, prepared by Pacific Groundwater Group (2014).

The groundwater samples were collected and handled in accordance with the following procedures:

- The locking well cap was removed and the groundwater level allowed to equilibrate to atmospheric pressure for at least 15 minutes. Depth-to-groundwater measurements were taken periodically to determine when water levels had stabilized.
- The depth to groundwater was measured from the surveyed location on the top of the well casing, as indicated by the black line/notch on the north side of the well casing, to the nearest 0.01 foot using an electronic water level measuring device. The depth to the bottom of the monitoring well also was measured to evaluate siltation. All reusable equipment was decontaminated between uses.
- Monitoring well CI-20-80 was purged at a low-flow rate (i.e., 100 to 300 milliliters per minute) using a peristaltic pump. The pump intake was placed near the center of the monitoring well screen interval. Temperature, pH, dissolved oxygen, and conductivity were monitored while purging using a water quality meter equipped with a flow-through cell to determine when stabilization of these parameters occured. Oxidation-reduction potential also was measured to assess groundwater geochemistry.
- Groundwater samples were collected directly from the pump outlet following stabilization of temperature, pH, dissolved oxygen, and conductivity.
- Samples were placed directly into laboratory-supplied sample containers, taking care to minimize turbulence and to prevent handling the seal and/or lid of the container when placing samples in the containers. The containers were completely filled to eliminate any headspace, and the seal and/or lid was secured.
- Each sample container was labeled with the date and time sampled, well identification and number, project number, and preservative(s), if any. The sample identification included the well identification as the prefix and the date sampled as the suffix.
- Sampling information was documented on a Chain of Custody form, and the samples were placed in a chilled cooler at approximately 4 degrees Celsius for transport to the laboratory. Chain-of-custody protocols were maintained during sample transport and submittal to the laboratory. The samples were submitted to the laboratory for analysis for COCs by EPA Method 8260C within 24 to 48 hours of collection.
- All purge water was placed in labeled containers and stored at the CI Plant 2 building, where it was secured pending receipt of the waste profiling results. The waste soil and groundwater generated during the well installation, development, and sampling activities were disposed of at a licensed treatment, storage, and disposal facility within 90 days of the date of generation.

- All sampling and health and safety supplies and equipment were disposed of in an appropriate waste dumpster.
- The well cap and monument were secured following sampling.

3.3 SOIL INVESTIGATION AT CI PLANTS 2 AND 4

Farallon conducted the passive soil gas survey at CI Plant 4 between September 10 and 15, 2015. Drilling and soil sampling at CI Plant 2 was conducted on October 10 and 11, 2015. Drilling and soil sampling at CI Plant 4 was conducted on October 17, 2015. The work was conducted in general accordance with the Soil Investigation Work Plan (Appendix C). Figures 8 through 11 depict the locations of the soil gas survey and soil borings.

3.3.1 Passive Soil Gas Survey

Farallon conducted a passive soil gas survey at CI Plant 4 prior to conducting subsurface investigation activities. The soil gas data were used in a qualitative manner to identify areas at or proximate to CI Plant 4 at which elevated concentrations of PCE, TCE, and/or cis-1,2-DCE warranted collection of soil samples for laboratory analysis to delineate the nature and extent of COCs in soil at concentrations that may exceed preliminary cleanup levels (PCULs) established in *Revised Preliminary Cleanup Standards Memorandum, W4 Joint Deliverable, Seattle, Washington* dated September 12, 2014, prepared by Farallon.

The passive soil gas survey included installation of 15 Gore Sorbent modules at CI Plant 4. The Gore Sorbent modules, manufactured by Amplified Geochemical Imaging, LLC of Elkton, Maryland (AGI), were installed using a hand-held roto-hammer equipped with a small-diameter drill bit at a depth of approximately 2 to 3 feet bgs, the standard depth recommended by AGI. The boring locations were cleared for public and private utilities prior to advancing the borings and installing the Gore Sorbent modules. The Gore Sorbent modules were sealed in the boreholes and allowed to absorb soil gas for 5 days, per AGI guidelines. The Gore Sorbent modules were retrieved, and the soil gas samples were returned to AGI for analysis for PCE, TCE, and cis-DCE. One of the Gore Sorbent modules was removed from its borehole and left on the ground by an unknown individual during the 5-day sampling period, and therefore was excluded from analysis. Upon completion of the soil gas survey, the boreholes were backfilled with bentonite. A surface seal of either concrete or cold-patch asphalt matching the existing surface material was placed at each location.

The analytical data package provided by AGI included colorized isoconcentration-type contour maps depicting the distribution of PCE, TCE, and cis-1,2-DCE in the subsurface within the survey area as well as estimated concentrations of COCs. These isoconcentration-type contour data were added to Figures 9 through 11. The AGI report is provided as Appendix E.

3.3.2 Drilling and Soil Sampling Methods

The boring locations at CI Plants 2 and 4 were cleared for public and private utilities prior to drilling. A Farallon Field Scientist observed subsurface conditions during drilling. Information recorded included Unified Soil Classification System soil description, visual and olfactory indications of soil contamination, and evidence of volatile organic vapors in each sample as measured using a PID. Soil descriptions, visual and olfactory observations of potential contamination, PID readings, and latitude and longitude were recorded on Farallon's Log of Boring. Upon completion of the soil sampling, the boreholes were backfilled with bentonite. A surface seal of either concrete or cold-patch asphalt matching the existing surface material was placed at each location.

The soil samples were collected and handled in accordance with the following procedures:

- Soil samples were collected directly from the split-spoon sampler or sampling sleeve using either stainless steel or plastic sampling tools. All non-dedicated sampling equipment was decontaminated between uses, as appropriate.
- The soil samples were transferred immediately into laboratory-supplied sample containers. Samples were collected in accordance with EPA Method 5035A, as previously described.
- The sample containers were labeled with the client name, project name and number, date and time sampled, sample identification, sampler's initials, analysis, and analyte preservative(s), if any. Sample identification included the boring designation, sample depth, and date collected.
- The samples were logged on a Chain of Custody form and placed into a cooler at approximately 4 degrees Celsius for transport to the laboratory under chain-of-custody protocols. The samples were submitted to the laboratory for analysis for COCs by EPA Method 8260C within 24 to 48 hours of collection.
- Laboratory quality assurance/quality control (QA/QC) samples were submitted as described in *Quality Assurance Project Plan* dated August 10, 2015, prepared by Farallon, included in the Soil Investigation Work Plan. One QA/QC sample was submitted for every 10 soil samples submitted for laboratory analysis per area of investigation (i.e., CI Plants 2 and 4). QA/QC samples included a combination of field rinsate blanks and/or trip blanks. A field duplicate soil sample for volatile constituents was not collected due to the heterogeneity of the sample matrix, which seldom yields a representative measure of precision and/or accuracy.
- Disposable sampling and health and safety supplies and equipment were discarded in an appropriate waste dumpster.
- The sample locations were determined relative to a landmark at the Site using a measuring tape or other measuring device, and plotted on a scaled map (Figures 8 through 11).

3.3.3 CI Plant 2 Subsurface Investigation

Farallon advanced borings P2-1 through P2-17 at CI Plant 2 and the CI Plant 2 Canopy on October 10 and 11, 2015 (Figure 8). Each boring was advanced to a total depth of approximately 10 feet bgs using a direct-push drilling rig operated by ESN Northwest of Olympia, Washington. Four soil samples were collected from each boring for laboratory analysis at depths of 1, 3, 5, and 8 feet bgs. The final sampling depth varied and was based on field indications of the depth to groundwater. The final soil sample was collected immediately above the depth that groundwater was encountered, due to the potential for COCs present in groundwater to bias the soil analytical results.

3.3.4 CI Plant 4 Subsurface Investigation

Farallon conducted the passive soil gas survey at CI Plant 4 described in Section 3.3.1, Passive Soil Gas Survey, between September 10 and 15, 2015. The results, summarized on Figures 9 through 11, were presented to Ecology for discussion. The passive soil gas survey results were used to identify the boring locations at CI Plant 4 necessary to investigate the nature and extent of soil contamination in areas where elevated concentrations of PCE, TCE, and/or cis-1,2-DCE were identified. The boring locations are depicted on Figures 9 through 11.

Farallon advanced 14 borings at CI Plant 4 and in the south-adjacent right-of-way of South Fidalgo Street to a total depth of approximately 10 feet bgs using a direct-push drilling rig operated by ESN Northwest of Olympia, Washington. Prior to drilling, Farallon obtained a Street Use Permit from the City of Seattle for sampling within the right-of-way of South Fidalgo Street. Four soil samples were collected from each boring for laboratory analysis at depths of 1, 3, 5, and 8 feet bgs. The final sampling depth varied and was based on field indications of the depth to groundwater. The final soil sample was collected immediately above the depth that groundwater was encountered, due to the potential for COCs present in groundwater to bias the soil analytical results.

3.4 WASTE DISPOSAL

Soil cuttings, well development water, and decontamination water generated during installation of the monitoring well on the Chevron station property and advancement of the borings at CI Plants 2 and 4 were placed into labeled 55-gallon steel drums and stored at CI Plant 2, where they were secured pending receipt of the waste profiling results. The waste was profiled and removed in November 2015. The waste water generated was removed by Emerald Services, Inc. of Seattle, Washington for treatment and disposal at its facility. The soil was removed by Stericycle Environmental Solutions of Kent, Washington for treatment and disposal.

4.0 RESULTS

The following sections present the results of soil gas, soil, and groundwater sampling conducted to complete the RI Data Gap work and QA/QC procedures and results.

4.1 MONITORING WELL CI-20-80 SAMPLING

Soil analytical results are summarized in Table 1 and on Figure 6. Groundwater analytical results are summarized in Tables 2 and 3 and on Figure 7. The laboratory analytical report is provided in Appendix F. The boring log and well construction log are provided in Appendix D.

Soil at boring CI-20-80 consisted of approximately 13.5 feet of poorly graded sand underlain by silty sand to the maximum depth of drilling of 80 feet bgs. An exception included a poorly graded sand layer present at a depth of between 42 to 49 feet bgs. Groundwater was encountered during drilling at an approximate depth of 37 feet bgs. Field screening did not identify obvious signs of potential contamination, such as odors, stained soil, or elevated PID readings.

The depth to water at the time of drilling could not be compared with nearby wells completed during the RI. Surrounding area wells were not logged for lithology or depth to groundwater during drilling due to notations of encountering heaving sands and plugging the hollow stem auger during drilling to install the monitoring wells. Groundwater elevations measured during the quarterly sampling events ranged from 6.98 feet to 9.97 feet below mean sea level. The groundwater elevations are consistent with surrounding monitoring wells screened within the intermediate groundwater interval.

Select soil samples were collected and analyzed from boring CI-20-80 at depths of 8, 20, 40, 55, 70, 75, and 80 feet bgs. PCE, TCE, cis-1,2-DCE, and trans-1,2-DCE were not detected at concentrations exceeding the laboratory practical quantitation limits (PQLs) in the soil samples analyzed from boring CI-20-80. Vinyl chloride was detected at a concentration of 0.048 milligrams per kilogram (mg/kg) in the soil sample collected at a depth of 40 feet bgs. Vinyl chloride was not detected at concentrations exceeding the laboratory PQLs in the remaining soil samples analyzed from boring CI-20-80.

Farallon collected groundwater samples from monitoring well CI-20-80 on September 24 and December 18, 2015, and March 23 and June 28, 2016. The depth to water ranged from 8.56 to 9.97 feet below the top of the well casing.

PCE, TCE, cis-1,2-DCE, trans-1,2-DCE, and vinyl chloride were not detected at concentrations exceeding the laboratory PQLs in the groundwater samples analyzed from monitoring well CI-20-80 for four consecutive quarterly sampling events.

4.2 CI PLANT 2

Soil sample results for CI Plant 2 are summarized in Table 4 and on Figure 8. Analytical reports are provided in Appendix F. Boring logs are provided in Appendix D.

Soil conditions at CI Plant 2 generally consisted of fill material, including a mixture of sand and silty sand layers, some of which included wood, brick, and other building materials, to the maximum depth of exploration of approximately 10 feet bgs. The debris is inferred to be associated with the previous CI Plant 2 building that was destroyed in the 2004 fire (Farallon 2012). Groundwater was generally encountered at a depth of between 8 to 9 feet bgs. Field screening did not identify obvious signs of potential contamination, such as odors, stained soil, or elevated PID readings, with the exception of boring P2-13. Soil at a depth of between 0.5 and 8 feet bgs exhibited a sweet chemical odor and elevated PID readings. Borings P2-12, P2-14, P2-15, and P2-16, located in an area similar that of to boring P2-13 (Figure 8), did not include soil with a similar odor or elevated PID readings.

TCE was detected at concentrations of 0.0015 and 0.0042 mg/kg and cis-1,2-DCE was detected at concentrations of 0.0063 and 0.0081 mg/kg in soil collected from boring P2-7 at depths of 5 and 7.5 feet bgs, respectively. Trans-1,2-TCE was detected at a concentration of 0.0013 mg/kg in boring P2-7 at a depth of 7.5 feet bgs. PCE was detected at a concentration of 0.0032 mg/kg in soil collected from boring P2-9 at a depth of 3 feet bgs. These concentrations are less than the PCULs and not indicative of an existing source area of contamination to groundwater. Vinyl chloride was not detected at the laboratory PQLs in the soil samples analyzed from CI Plant 2.

4.3 CI PLANT 4

The passive soil gas survey report by AGI is provided in Appendix E. Soil sample results for CI Plant 4 are summarized in Table 5 and on Figures 9 through 11. Figures 9 through 11 also depict the soil gas isoconcentration data. Analytical reports are provided in Appendix F.

The soil gas survey results indicated that the highest concentrations of PCE in soil gas were present in an area extending from the east-central portion of CI Plant 4 to the south-southwestern portion of the building (Figure 10). These locations do not correlate with locations of historical solvent use/storage, which included a former drum storage area in the west-central portion of the building and a former degreaser unit in the south-central portion of the building (Figure 9).

The locations with the highest concentrations of TCE in soil gas correlated with the locations with the highest concentrations of PCE in soil gas. Elevated concentrations of TCE also were detected in the approximate location of the drum storage area (Figure 10).

The highest concentration of cis-1,2-DCE in soil gas was detected at the east-central portion of CI Plant 4 and correlates with the locations of the highest concentrations of PCE and TCE (Figure 11). The PCE, TCE, and cis-1,2-DCE data indicate potential releases at the west-central portion of CI Plant 4 associated with the former drum storage area, at the former degreaser unit area at the

south-central portion of the building, and at the east-central portion of the building. Soil sampling at these locations was conducted to supplement the soil data presented in the RI Report and further evaluate the nature and extent of COCs in soil.

Soil conditions at CI Plant 4 consisted of approximately 1 foot of silty sand underlain by silt to depths ranging from approximately 6 to 7.5 feet bgs, underlain by sand with silt to the maximum depth explored of 10 feet bgs. Groundwater generally was encountered at a depth of between 8 to 9 feet bgs. Field screening did not identify obvious signs of potential contamination, such as odors or stained soil. However, PID readings above background levels were measured in soil samples collected from borings P4-6, P4-7, P4-8, and P4-10. Borings P4-6 through P4-8 are at the southeastern portion of CI Plant 4. Boring P4-10 is south of the Pacific Food Systems South Building, on the south side of South Fidalgo Street. PCE was detected in soil samples collected from borings P4-1 and P4-5 through P4-14 (Table 5; Figure 9). PCE was detected at concentrations exceeding the PCUL for air quality protection in soil samples collected from borings P4-6 through P4-8 at a depth of 1 foot bgs. PCE was detected at concentrations less than the PCULs protective of air and surface water in samples collected from below a depth of 1 foot bgs. The maximum PCE concentration detected was 0.64 mg/kg at boring P4-6 at the southeastern portion of CI Plant 4 east of the former degreasing unit.

TCE was detected in soil samples collected from all borings, with the exception of boring P4-10 (Table 5; Figure 10). Boring P4-10 is located southeast of CI Plant 4 and south of the Pacific Food Systems South Building. TCE was detected at concentrations exceeding the PCUL for air quality protection in soil samples collected from borings P4-1, P4-6, P4-7, and P4-8 at depths ranging from 1 foot bgs up to approximately 5.7 feet bgs. TCE was detected at concentrations exceeding the PCUL for groundwater protection in soil samples collected from borings P4-4, P4-6, P4-7, and P4-8 at depths ranging from 1 foot bgs to approximately 5 feet bgs. The maximum TCE concentration detected was 0.48 mg/kg at boring P4-7 at the central portion of CI Plant 4.

Cis-1,2-DCE, where detected at concentrations exceeding the laboratory PQL, was detected at concentrations less than the PCULs (Table 5; Figure 11). Vinyl chloride was not detected at concentrations exceeding the laboratory PQLs at any boring location.

4.4 DATA QUALITY AND USABILITY

Farallon performed data review and validation of analytical data received from the RI data gap work in accordance with the *Quality Assurance Project Plan* as Appendix B to *Remedial Investigation Work Plan, Capital Industries, Inc., 5801 Third Avenue South, Seattle, Washington* dated September 16, 2008, prepared by Farallon (2008) and with the *Quality Assurance Project Plan* as Appendix A to the Soil Investigation Work Plan (Farallon 2015c).

The data quality objectives (DQOs) were developed to ensure that the data collected are of sufficient quality to adequately address the objectives of the Soil Investigation Work Plan. The observations and measurements were made and recorded in a manner to yield results representative of the media and conditions observed and/or measured. Goals for representativeness were met by

ensuring that sampling locations were selected properly, a sufficient number of samples were collected, and field screening and laboratory analyses were conducted properly.

The passive soil gas survey data is semi-quantitative but was used in a qualitative manner and not for direct comparison with any of the preliminary cleanup levels or soil gas screening levels for evaluation of potential air quality risk. Data validation procedures were applied to review of the soil gas data package, although the PQLs or MDLs for soil gas are not listed herein.

4.4.1 Laboratory Data Validation

The quality of the laboratory data was assessed according to the parameters of precision, accuracy, representativeness, completeness, and comparability. Analytical data validation for soil samples collected under the scope of work of the Soil Investigation Work Plan was performed by Farallon. Laboratory DQOs have been established by the analytical laboratory and by AGI. Laboratory analytical reports with QA/QC information are provided by AGI in Appendix E and by the analytical laboratory in Appendix F.

The following quality control information was reviewed during the data review and validation:

- Method deviations;
- Sample extraction and holding times;
- Method reporting limits;
- Blank samples (equipment rinsate and laboratory method);
- Duplicate samples;
- Matrix spike/matrix spike duplicate samples (accuracy);
- Surrogate recoveries;
- Percent completeness and relative percent difference (precision); and
- Final analytical data packages for samples collected during the subsurface investigation.

The laboratory QA/QC data were within acceptable ranges of tolerance, and the analytical data are acceptable for use as described by the DQOs.

4.4.2 Field Parameter Data

Farallon reviewed field records and results of field observations and measurements to ensure that procedures were properly performed and documented. The review of field procedures included the following factors:

- Completeness and legibility of field logs;
- Preparation and frequency of field quality control samples;

- Equipment calibration and maintenance; and
- Chain of Custody forms.

No violations or deviations from established field protocols were noted.

5.0 CONCLUSIONS

Farallon has conducted field work to resolve the data gaps identified in the Data Gaps Memo. This work included the following tasks:

- Mapping utility locations that could represent preferential pathways for migration of soil gas and groundwater containing COCs;
- Installing monitoring well CI-20-80 in the intermediate water bearing zone to evaluate the vertical distribution of vinyl chloride down-gradient of the areas of SU1 and SU2 at which the highest concentrations have been detected in groundwater to a depth of at least 60 feet bgs;
- Conducting additional soil investigation at CI Plant 2 and the CI Plant 2 Canopy areas to supplement soil gas and soil data collected during the remedial investigation and evaluate the lateral and vertical distribution of COCs; and
- Conducting additional soil gas and soil investigation at CI Plant 4 to supplement soil gas and soil data collected during the remedial investigation and evaluate the lateral and vertical distribution of COCs.

The conclusions that follow are drawn from the results of collective remedial investigation and data gap investigation work performed to date.

5.1 UTILITY MAPPING

The results of the utility mapping were compared to the distribution of COCs in the various media of concern. The distribution of COCs in soil and groundwater at CI Plants 2 and 4 does not correlate with locations of utilities that could represent sources of releases, including sanitary and stormwater utilities. The plume geometry from potential sources associated with historical activities at CI Plants 2 and 4 aligns with groundwater flow direction, indicating that the utility corridors do not appear to be preferential pathways for transport of dissolved phase COCs in groundwater. No further assessment of utility locations throughout SU2 is necessary. Ongoing monitoring and cleanup activities will continue to consider utility location information and their potential as preferential pathways for transport of COCs in soil gas and groundwater where appropriate.

5.2 GROUNDWATER INVESTIGATION

The results of the installation of supplemental deep monitoring well CI-20-80 indicate that the distribution of vinyl chloride does not extend to a depth of 75 to 80 feet bgs, the depth to which monitoring well CI-20-80 is screened. Four consecutive quarterly sampling events were performed between September 2015 and June 2016, during which COCs were not detected at concentrations exceeding the laboratory PQLs. Monitoring well CI-20-80 will continue to be sampled with ongoing semiannual groundwater sampling events through September 2016; the

sampling frequency thereafter will be reviewed with Ecology. No further investigation of the vertical distribution of vinyl chloride is necessary at this time to proceed with completing the FS.

5.3 SOIL INVESTIGATION AT CI PLANTS 2 AND 4

The results from the remedial and data gap investigation work show that COC was detected at concentrations less than the PCULs established for the FS in soil beneath CI Plant 2. Borings have been located throughout areas of CI Plant 2 and the CI Plant 2 Canopy in locations at which potential sources of contamination existed prior to and following reconstruction of CI Plant 2, including areas of utilities such as drains and sanitary sewer piping. The boring locations also coincided with the areas at which COCs are present in groundwater. The northern and northeastern portions of CI Plant 2 were not investigated further due to their historical use as offices or other uses not directly related to manufacturing and/or chemical storage.

The absence of a current source of COCs in soil at CI Plant 2 may indicate that the source was remediated during reconstruction activities, the fire volatilized shallow soil contamination, or a source of COCs was never present, indicating that groundwater contamination is associated with an up-gradient source. No further soil investigation work is necessary at CI Plant 2 to proceed with completing the FS.

The soil gas and soil investigation results at CI Plant 4 provided supplemental data regarding the nature and extent of COCs. The soil analytical results indicate that the highest concentrations of COCs are present immediately beneath the building slab and attenuate with depth. PCE and TCE were detected at low concentrations at CI Plant 4, which confirms that there was not a significant or extensive release of PCE or TCE at CI Plant 4. The groundwater data from the RI Report and post-remedial investigation sampling also support the conclusions drawn from the soil data. The concentrations of COCs in the water table zone are not indicative of a major release of PCE or TCE. PCE and TCE were not detected in the shallow or intermediate groundwater zones, indicating the release(s) of PCE and TCE that did occur were of insufficient mass/volume to affect deeper groundwater. The soil gas and soil results are inconclusive as to whether a source of a release of PCE and/or TCE exists east of CI Plant 4. Additional soil investigation would be necessary at the Pacific Food Systems property east of and adjacent to CI Plant 4 to evaluate whether a release of PCE and/or TCE exists and is affecting groundwater and air quality east of CI Plant 4. However, sufficient soil data has been collected at CI Plant 4 to evaluate potential cleanup technologies for the FS in areas at which COCs have been detected at concentrations exceeding the PCULs protective of air and groundwater in soil. No further soil investigation work is planned.

The data collected herein was necessary prior to completion of the FS to evaluate soil and groundwater cleanup technologies appropriate for the types and locations of contaminated media identified, as well as to understand the potential fate and transport of COCs through utility corridors that may represent preferential pathways. The combination of the data presented in the RI Report and collected to address the remedial investigation data gaps is sufficient to proceed with completing the FS. No further remedial investigation work is planned.

6.0 REFERENCES

Farallon Consulting, L.L.C. (Farallon). 2008. *Quality Assurance Project Plan.* Appendix B to *Remedial Investigation Work Plan, Capital Inducstries, Inc., 5801 Third Avenue South, Seattle, Washington.* September 16.

_____. 2012. *Revised Draft Remedial Investigation Report, Capital Industries, Inc., 5801 3rd Avenue South, Seattle, Washington, Agreed Order No. E 5348.* Prepared for Capital Industries, Inc. October.

_____. 2014. *Revised Preliminary Cleanup Standards Memorandum, W4 Joint Deliverable, Seattle, Washington.* Prepared for the Washington State Department of Ecology. September 12.

_____. 2015a. *Revised Data Gap Memorandum for Site Unit 2, W4 Joint Deliverable, Seattle, Washington.* Prepared for Capital Industries, Inc. March 2.

_____. 2015b. *Groundwater Monitoring Well Installation and Sampling Plan, Site Unit 2 Data Gap Resolution, Seattle, Washington*. Prepared for Capital Industries, Inc. May 21.

_____. 2015c. *Quality Assurance Project Plan.* Appendix A to *Revised Soil Investigation Work Plan, Site Unit 2 Data Gap Resolution, Seattle, Washington*. Prepared for Capital Industries, Inc. August 10.

_____. 2015d. *Revised Soil Investigation Work Plan, Site Unit 2 Data Gap Resolution, Seattle, Washington*. Prepared for Capital Industries, Inc. August 10.

Pacific Groundwater Group. 2014. *West of 4th Site Agreed Order #DE10402, Revised Groundwater Monitoring Program Plan.* December 23.

FIGURES

REMEDIAL INVESTIGATION DATA GAP RESOLUTION
SUMMARY REPORT
Capital Industries, Inc.
Site Unit 2
Seattle, Washington

Farallon PN: 457-007

Site Diagram

Seattle, Washington

Aspect CONSULTING	MAR-2014	BY: PPW	FIGURE: 1
	PROJECT NO. 050067	REV BY: PPW	

GIS Path: T:\projects_8\Artbrass\FS\Delivered\DataGaps\IP2014\Fig 1 Site Diagram.mxd || Coordinate System: NAD83 HARN Washington North || Date Saved: 3/27/2014 || User: pwitman || Print Date: 10/10/2014

ORCAS SOUTH STREET

SOUTH ORCAS STREET

5th AVENUE

BLASER DIE CASTING (BDC) FACILITY

CAPITAL PROPERTY

CAPITAL PROPERTY

SOUTH FIDALGO STREET

6th AVENUE SOUTH

4th AVENUE SOUTH

3rd AVENUE SOUTH

2nd AVENUE SOUTH

1st AVENUE SOUTH

SOUTH MEAD STREET

SOUTH FIDALGO STREET

EAST MARGINAL WAY

SOUTH FIDALGO STREET

BLASER DIE CASTING FACILITY

VACANT HOUSE

CHINESE RESTAURANT

PFS-NORTHERN BUILDING

PFS-SOUTHERN BUILDING

PLANT 5

PLANT 1

PLANT 2 CANOPY

PLANT 2

PLANT 3

PLANT 4 CANOPY

PLANT 4

MW-8

MW-2

MW-3

MW-4

MW-6

MW-7

MW-5

BDC-1-WT

BDC-4-WT

BDC-10-60

BDC-10-40

BDC-3-60

BDC-3-40

BDC-3-WT

BDC-7-WT

BDC-7-60

BDC-7-40

BDC-2-WT

BDC-6-WT

BDC-6-30

BDC-6-60

BDC-11-WT

BDC-11-60

BDC-11-40

CG-136-40

CG-136-WT

CI-MW-1-WT

CI-MW-1-40

CI-MW-1-60

CI-8-40

CI-8-60

CG-137-WT

CI-137-50

CG-137-40

CI-7-40

CI-7-60

MW-17-40

MW-17-60

MW-19-40

MW-19-60

MARTIN SIGN FABRICATION

NORTHWEST SALES GROUP

STONE CRAFT

CITY LIGHT ELECTRICAL SUPPLY

COMMERCIAL BUILDING

MEAD BUILDING

FRAY EQUIPMENT COMPANY

CG-141-WT

CG-141-40

CG-141-50

SP0-42

CG-140-WT

CG-140-30

CG-140-40

ABP

CG-140-70

OTT REAL ESTATE PROPERTY (JACK IN THE BOX)

CI-15-40

CI-15-60

CI-20-80

LONGVIEW FIBRE AND PACK

CERTAIN TEED GYPSUM

CI-19-WT

CI-19-30

CAL PORTLAND

CI-18-WT

CI-18-30

CI-13-30

CI-13-WT

CI-13-60

CI-12-WT

CI-12-30

CI-12-60

SLIP 2

CI-17-30

CI-17-WT

CI-16-60

CI-16-30

CI-16-WT

CAPITAL AREA OF INVESTIGATION

OLYMPIC MEDICAL BUILDING

MOBILE CRANE OFFICE BUILDING

MOBILE CRANE COMPANY

CI-9-40

CI-9-WT

CI-9-70

GULL INDUSTRIES BUILDING/ AM INTERNATIONAL

BUCKNER WEATHERBY BUILDING

CI-10-WT

CI-10-35

CI-10-65(50'-65")

BECKWITH AND KUFFEL BUILDING

PACIFIC LAMP SUPPLY

B & OI

ALEVTIANS CONSTRUCTORS

CHRISTIFERSON RADER & KIEF BUILDING

CI-14-WT

CI-14-35

CI-14-70

MULTI-TENANT WAREHOUSE

MULTI-TENANT WAREHOUSE

MULTI-TENANT WAREHOUSE

FITTINGS INC. COMPANY

CI-11-60

CI-11-WT

CI-11-30

0 200

APPROXIMATE SCALE IN FEET

LEGEND

CAPITAL INDUSTRIES MONITORING WELL

BLASER DIE CASTING BORING MONITORING WELL

PSC MONITORING WELL

ART BRASS PLATING BORING MONITORING WELL

ALL LOCATIONS ARE APPROXIMATE

FARALLON CONSULTING

Quality Service for Environmental Solutions | farallonconsulting.com

Washington
Issaquah | Bellingham | Seattle

Oregon
Portland | Bend | Baker City

California
Oakland | Sacramento | Irvine

FIGURE 2

SITE UNIT 2 GROUNDWATER MONITORING WELL LOCATIONS
WEST OF 4TH GROUP SITE
SEATTLE, WASHINGTON

FARALLON PN: 457-007

Drawn By: DEW Checked By: JK/PJ Date: 1/28/2016 Disk Reference: 457007_AIR

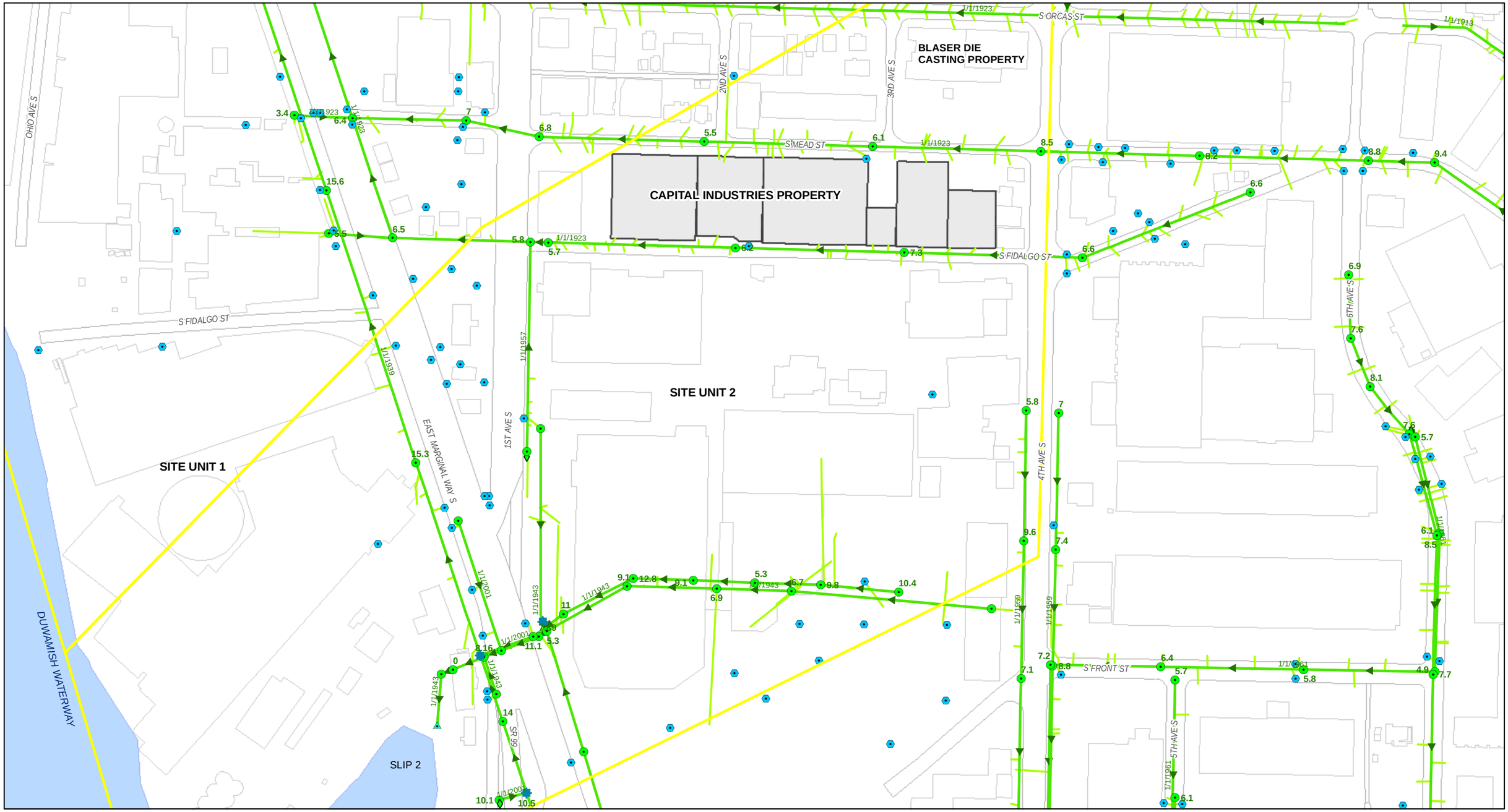

LEGEND

- MANHOLE
- OUTFALL
- INFALL
- PLUG
- TEE
- STORMWATER CATCH BASIN
- STORMWATER MAIN AND FLOW DIRECTION (WITH INSTALL DATE)
- STORMWATER SIDE SEWER/LATERAL
- SITE UNIT BOUNDARY
- 14 = DEPTH IN FEET BELOW GROUND SURFACE (BGS)
- 1/1/1943 = INSTALLATION DATE

N

0 200

Scale in Feet

FARALLON CONSULTING

Quality Service for Environmental Solutions | farallonconsulting.com

Washington
Issaquah | Bellingham | Seattle

Oregon
Portland | Bend | Baker City

California
Oakland | Sacramento | Irvine

FIGURE 3

STORMWATER UTILITY LINES AND FEATURES
WEST OF FOURTH SITE
SITE UNIT 2
SEATTLE, WASHINGTON

FARALLON PN: 457-007

Drawn By: tperrin | Checked By: JK | Date: 1/18/2016 | Disc Reference:

Document Path: G:\Projects\457 Capital Indust\457010 West of 4th - Site Unit 2\GIS\STORMWATER Site Utilities.mxd

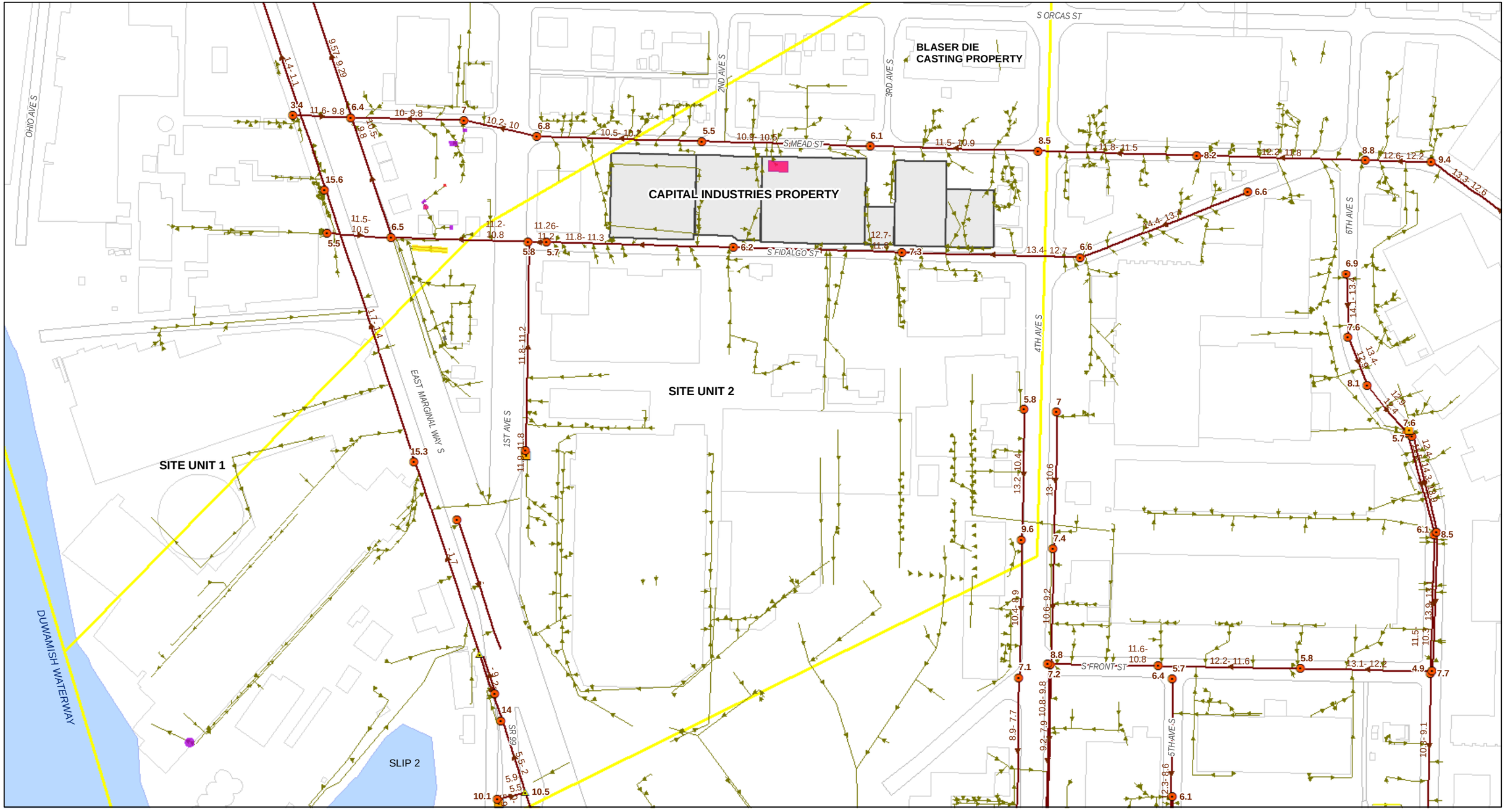

LEGEND

- MANHOLE
- PLUG
- TEE
- GREASE TRAP
- DETENTION LATERAL
- OTHER - LARGE 3'X3' INLET
- DETENTION VAULT
- OIL/WATER SEPARATOR/WASH RACK
- SANITARY SEWER MAIN LINE AND FLOW DIRECTION
- SANITARY SEWER LATERAL AND FLOW DIRECTION
- SITE UNIT BOUNDARY

14 = DEPTH IN FEET BELOW GROUND SURFACE (BGS)

13.2 - 10.4 = BEGIN TO END ELEVATION BGS

N

0 200

Scale in Feet

FARALLON CONSULTING
Quality Service for Environmental Solutions | farallonconsulting.com

Washington
Issaquah | Bellingham | Seattle

Oregon
Portland | Bend | Baker City

California
Oakland | Sacramento | Irvine

FIGURE 4

SANITARY SEWER UTILITY LINES AND FEATURES
WEST OF FOURTH SITE
SITE UNIT 2
SEATTLE, WASHINGTON

FARALLON PN: 457-007

Drawn By: tperrin | Checked By: JK | Date: 1/18/2016 | Disc Reference:

Document Path: G:\Projects\457 Capital Indust\457010 West of 4th - Site Unit 2\GIS\SANITARY Site Utilities.mxd

BLASER DIE CASTING PROPERTY

CAPITAL INDUSTRIES PROPERTY

SITE UNIT 2

SITE UNIT 1

SLIP 2

DUWAMISH WATERWAY

OHIO AVE S

1ST AVE S

2ND AVE S

3RD AVE S

4TH AVE S

5TH AVE S

6TH AVE S

EAST MARGINAL WAY S

S ORCAS ST

S MEAD ST

S FIDALGO ST

S FRONT ST

SR 99

LEGEND

- VALVE, 1916-1949
- VALVE, 1950-1969
- VALVE, 1990-2004
- FITTING, 1916-1949
- FITTING, 1950-1969
- FITTING, 1990-2004
- HYDRANT
- STEEL CASING
- VAULT
- DISTRIBUTION MAIN AND FLOW DIRECTION
- FEEDER MAIN AND FLOW DIRECTION
- HYDRANT LINE
- WATER SERVICE LINES
- SITE UNIT BOUNDARY

14 = DEPTH IN FEET BELOW GROUND SURFACE (BGS)

12 = WATER LINE DIAMETER IN FEET BGS

1.00 = SERVICE LINE DIAMETER IN FEET BGS

1/1/1943 = INSTALLATION DATE

N

0 200

Scale in Feet

FARALLON CONSULTING

Quality Service for Environmental Solutions | farallonconsulting.com

Washington
Issaquah | Bellingham | Seattle

Oregon
Portland | Bend | Baker City

California
Oakland | Sacramento | Irvine

FIGURE 5

WATER UTILITY LINES AND FEATURES
WEST OF FOURTH SITE
SITE UNIT 2
SEATTLE, WASHINGTON

FARALLON PN: 457-007

Drawn By: tperrin Checked By: JK Date: 1/18/2016 Disc Reference:

Document Path: G:\Projects\457 Capital Indust\457010 West of 4th - Site Unit 2\GIS\WATER Site Utilities.mxd

SOUTH MEAD STREET

PLANT 1

PLANT 2 CANOPY

PLANT 2

FORMER CHEMICAL & PAINT STORAGE AREA

FORMER "WATERFALL" PAINT STATION LOCATION

PLANT 5

PLANT 3

STORAGE YARD

PLANT 4

FORMER DRUM STORAGE AREA

FORMER DEGREASER LOCATION

THRIFT STORE

CHINESE RESTAURANT

PACIFIC FOOD SYSTEMS NORTH BUILDING

PACIFIC FOOD SYSTEMS SOUTH BUILDING

SOUTH FIDALGO STREET

1ST AVENUE SOUTH

FRAY EQUIPMENT COMPANY

OTT REAL ESTATE PROPERTY (JACK IN THE BOX)

MOBILE CRANE OFFICE BUILDING

OLYMPIC MEDICAL BUILDING

GULL INDUSTRIES BUILDING

MOBILE CRANE COMPANY

BUCKNER WEATHERBY BUILDING

CI-20-80

EAST MARGINAL WAY SOUTH

BECKWITH AND KUFFEL BUILDING

PACIFIC LAMP SUPPLY

B & OI

CHRISTFERSON RADER & KIEF BUILDING

4TH AVENUE SOUTH

BPM GYPSUM INC

MULTI-TENANT WAREHOUSE

MULTI-TENANT WAREHOUSE

MULTI-TENANT WAREHOUSE

CI-20-80	HVOC				
DEPTH	PCE	TCE	cis-1,2-DCE	trans-1,2-DCE	VC
8	0.0018	0.00085 U	0.00085 U	0.00085 U	0.00085 U
20	0.0013 U	0.0013 U	0.0013 U	0.0013 U	0.0013 U
40	0.0015 U	0.0015 U	0.0015 U	0.0015 U	**0.048**
55	0.0013 U	0.0013 U	0.0013 U	0.0013 U	0.0013 U
70	0.0013 U	0.0013 U	0.0013 U	0.0013 U	0.0013 U
75	0.0013 U	0.0013 U	0.0013 U	0.0013 U	0.0013 U
80	0.0012 U	0.0012 U	0.0012 U	0.0012 U	0.0012 U

LEGEND

CAPITAL INDUSTRIES INTERMEDIATE WATER-BEARING ZONE WELL

NOTES:

ALL ANALYTICAL RESULTS IN MICROGRAMS PER LITER, SAMPLE DATES LISTED

DCE = DICHLOROETHENE
PCE = TETRACHLOROETHENE
TCE = TRICHLOROETHENE
VC = VINYL CHLORIDE
HVOC = HALIGENATED VOLATILE ORGANIC COMPOUNDS
BOLD = INDICATES CONCENTRATIONS EXCEED WEST OF FOURTH GROUNDWATER PRELIMINARY CLEANUP LEVELS FOR PROTECTION OF AIR
U = INDICATES CONCENTRATIONS NOT DETECTED ABOVE THE STATED LABORATORY PRACTICAL QUANTITATION LIMIT

N

0 60 120

Scale in Feet

FARALLON CONSULTING

Quality Service for Environmental Solutions | farallonconsulting.com

Washington
Issaquah | Bellingham | Seattle

Oregon
Portland | Bend | Baker City

California
Oakland | Sacramento | Irvine

FIGURE 6

SOIL RESULTS - MONITORING WELL CI-20-80
REMEDIAL INVESTIGATION
CAPITAL INDUSTRIES, INC.
SEATTLE, WASHINGTON

FARALLON PN: 457-007

Drawn By: tperrin | Checked By: JK | Date: 1/18/2016 | Disc Reference:

Document Path: G:\Projects\457 Capital Indust\457010 West of 4th - Site Unit 2\GIS\Figure 6_SOIL CI-20-80_IntermdZn.mxd

SOUTH MEAD STREET

SOUTH FIDALGO STREET

1ST AVENUE SOUTH

EAST MARGINAL WAY SOUTH

4TH AVENUE SOUTH

PLANT 1

PLANT 2

PLANT 2 CANOPY

FORMER CHEMICAL & PAINT STORAGE AREA

FORMER "WATERFALL" PAINT STATION LOCATION

PLANT 3

PLANT 4

PLANT 5

STORAGE YARD

FORMER DRUM STORAGE AREA

FORMER DEGREASER LOCATION

THRIFT STORE

CHINESE RESTAURANT

PACIFIC FOOD SYSTEMS NORTH BUILDING

PACIFIC FOOD SYSTEMS SOUTH BUILDING

FRAY EQUIPMENT COMPANY

OTT REAL ESTATE PROPERTY (JACK IN THE BOX)

CI-20-80

MOBILE CRANE OFFICE BUILDING

OLYMPIC MEDICAL BUILDING

GULL INDUSTRIES BUILDING

MOBILE CRANE COMPANY

BECKWITH AND KUFFEL BUILDING

BUCKNER WEATHERBY BUILDING

PACIFIC LAMP SUPPLY

B & OI

CHRISTFERSON RADER & KIEF BUILDING

BPM GYPSUM INC

MULTI-TENANT WAREHOUSE

MULTI-TENANT WAREHOUSE

MULTI-TENANT WAREHOUSE

CI-20-80	GROUNDWATER				
DATE	PCE	TCE	cis-1,2-DCE	trans-1,2-DCE	VC
09/24/2015	0.20 U	0.20 U	0.20 U	0.20 U	0.20 U
12/18/2015	0.20 U	0.20 U	0.20 U	0.20 U	0.20 U
03/23/2016	0.20 U	0.20 U	0.20 U	0.20 U	0.20 U
06/28/2016	0.20 U	0.20 U	0.20 U	0.20 U	0.20 U

CI-20-80	NATURAL ATTENUATION							
DATE	DO	ORP	NITRATE	FERROUS IRON	SULFATE	METHANE	ETHANE	ETHENE
9/24/2015	6.93	IE	NA	0.2	NA	NA	NA	NA
12/18/2015	0.84	-204.1	NA	NA	NA	NA	NA	NA
3/23/2016	1.02	-134.7	NA	1.0	NA	NA	NA	NA
6/28/2016	.76	-129	NA	0.25	NA	NA	NA	NA

LEGEND

CAPITAL INDUSTRIES INTERMEDIATE WATER-BEARING ZONE WELL

NOTES:

GROUNDWATER HVOC RESULTS IN MICROGRAMS PER LITER, SAMPLE DATES LISTED
FERROUS IRON, NITRATE AND SULFATE IN MILLIGRAMS PER LITER UNITS
METHANE, ETHANE, AND ETHENE IN MICROGRAMS PER LITER UNITS

DCE = DICHLOROETHENE
PCE = TETRACHLOROETHENE
TCE = TRICHLOROETHENE
VC = VINYL CHLORIDE
HVOC = HALIGENATED VOLATILE ORGANIC COMPOUNDS
BOLD = INDICATES CONCENTRATIONS EXCEED WEST OF FOURTH GROUNDWATER PRELIMINARY CLEANUP LEVELS FOR PROTECTION OF AIR
U = INDICATES CONCENTRATIONS NOT DETECTED ABOVE THE STATED LABORATORY PRACTICAL QUANTITATION LIMIT

DO = DISSOLVED OXYGEN (MILLIGRAMS PER LITER)
ORP = OXIDATION REDUCTION POTENTIAL (MILLIVOLTS)
IE = INSTRUMENT ERROR
NA = NOT ANALYZED

N

0 60 120

Scale in Feet

FARALLON CONSULTING

Quality Service for Environmental Solutions | farallonconsulting.com

Washington
Issaquah | Bellingham | Seattle

Oregon
Portland | Bend | Baker City

California
Oakland | Sacramento | Irvine

FIGURE 7

GROUNDWATER RESULTS
MONITORING WELL CI-20-80
REMEDIAL INVESTIGATION
CAPITAL INDUSTRIES, INC.
SEATTLE, WASHINGTON

FARALLON PN: 457-007

Drawn By: tperrin Checked By: JK Date: 8/11/2016 Disc Reference:

Document Path: G:\Projects\457 Capital Indust\457010 West of 4th - Site Unit 2\GIS\Figure 7 GW CI-20-80 IntermZn.mxd

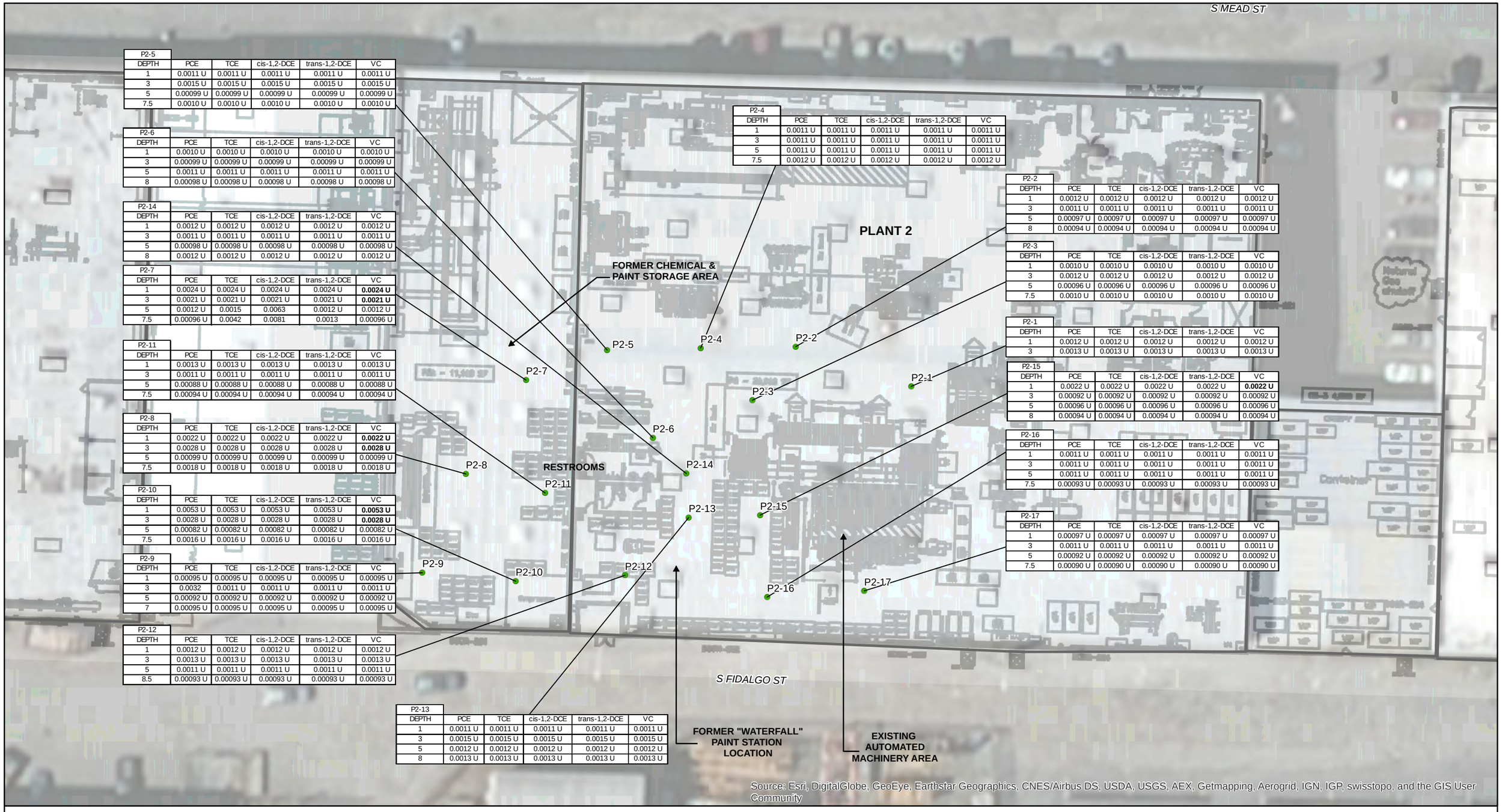

P2-5

DEPTH	PCE	TCE	cis-1,2-DCE	trans-1,2-DCE	VC
1	0.0011 U	0.0011 U	0.0011 U	0.0011 U	0.0011 U
3	0.0015 U	0.0015 U	0.0015 U	0.0015 U	0.0015 U
5	0.00099 U	0.00099 U	0.00099 U	0.00099 U	0.00099 U
7.5	0.0010 U	0.0010 U	0.0010 U	0.0010 U	0.0010 U

P2-6

DEPTH	PCE	TCE	cis-1,2-DCE	trans-1,2-DCE	VC
1	0.0010 U	0.0010 U	0.0010 U	0.0010 U	0.0010 U
3	0.00099 U	0.00099 U	0.00099 U	0.00099 U	0.00099 U
5	0.0011 U	0.0011 U	0.0011 U	0.0011 U	0.0011 U
8	0.00098 U	0.00098 U	0.00098 U	0.00098 U	0.00098 U

P2-14

DEPTH	PCE	TCE	cis-1,2-DCE	trans-1,2-DCE	VC
1	0.0012 U	0.0012 U	0.0012 U	0.0012 U	0.0012 U
3	0.0011 U	0.0011 U	0.0011 U	0.0011 U	0.0011 U
5	0.00098 U	0.00098 U	0.00098 U	0.00098 U	0.00098 U
8	0.0012 U	0.0012 U	0.0012 U	0.0012 U	0.0012 U

P2-7

DEPTH	PCE	TCE	cis-1,2-DCE	trans-1,2-DCE	VC
1	0.0024 U	0.0024 U	0.0024 U	0.0024 U	**0.0024 U**
3	0.0021 U	0.0021 U	0.0021 U	0.0021 U	**0.0021 U**
5	0.0012 U	0.0015	0.0063	0.0012 U	0.0012 U
7.5	0.00096 U	0.0042	0.0081	0.0013	0.00096 U

P2-11

DEPTH	PCE	TCE	cis-1,2-DCE	trans-1,2-DCE	VC
1	0.0013 U	0.0013 U	0.0013 U	0.0013 U	0.0013 U
3	0.0011 U	0.0011 U	0.0011 U	0.0011 U	0.0011 U
5	0.00088 U	0.00088 U	0.00088 U	0.00088 U	0.00088 U
7.5	0.00094 U	0.00094 U	0.00094 U	0.00094 U	0.00094 U

P2-8

DEPTH	PCE	TCE	cis-1,2-DCE	trans-1,2-DCE	VC
1	0.0022 U	0.0022 U	0.0022 U	0.0022 U	**0.0022 U**
3	0.0028 U	0.0028 U	0.0028 U	0.0028 U	**0.0028 U**
5	0.00099 U	0.00099 U	0.00099 U	0.00099 U	0.00099 U
7.5	0.0018 U	0.0018 U	0.0018 U	0.0018 U	0.0018 U

P2-10

DEPTH	PCE	TCE	cis-1,2-DCE	trans-1,2-DCE	VC
1	0.0053 U	0.0053 U	0.0053 U	0.0053 U	**0.0053 U**
3	0.0028 U	0.0028 U	0.0028 U	0.0028 U	**0.0028 U**
5	0.00082 U	0.00082 U	0.00082 U	0.00082 U	0.00082 U
7.5	0.0016 U	0.0016 U	0.0016 U	0.0016 U	0.0016 U

P2-9

DEPTH	PCE	TCE	cis-1,2-DCE	trans-1,2-DCE	VC
1	0.00095 U	0.00095 U	0.00095 U	0.00095 U	0.00095 U
3	0.0032	0.0011 U	0.0011 U	0.0011 U	0.0011 U
5	0.00092 U	0.00092 U	0.00092 U	0.00092 U	0.00092 U
7	0.00095 U	0.00095 U	0.00095 U	0.00095 U	0.00095 U

P2-12

DEPTH	PCE	TCE	cis-1,2-DCE	trans-1,2-DCE	VC
1	0.0012 U	0.0012 U	0.0012 U	0.0012 U	0.0012 U
3	0.0013 U	0.0013 U	0.0013 U	0.0013 U	0.0013 U
5	0.0011 U	0.0011 U	0.0011 U	0.0011 U	0.0011 U
8.5	0.00093 U	0.00093 U	0.00093 U	0.00093 U	0.00093 U

P2-13

DEPTH	PCE	TCE	cis-1,2-DCE	trans-1,2-DCE	VC
1	0.0011 U	0.0011 U	0.0011 U	0.0011 U	0.0011 U
3	0.0015 U	0.0015 U	0.0015 U	0.0015 U	0.0015 U
5	0.0012 U	0.0012 U	0.0012 U	0.0012 U	0.0012 U
8	0.0013 U	0.0013 U	0.0013 U	0.0013 U	0.0013 U

P2-4

DEPTH	PCE	TCE	cis-1,2-DCE	trans-1,2-DCE	VC
1	0.0011 U	0.0011 U	0.0011 U	0.0011 U	0.0011 U
3	0.0011 U	0.0011 U	0.0011 U	0.0011 U	0.0011 U
5	0.0011 U	0.0011 U	0.0011 U	0.0011 U	0.0011 U
7.5	0.0012 U	0.0012 U	0.0012 U	0.0012 U	0.0012 U

P2-2

DEPTH	PCE	TCE	cis-1,2-DCE	trans-1,2-DCE	VC
1	0.0012 U	0.0012 U	0.0012 U	0.0012 U	0.0012 U
3	0.0011 U	0.0011 U	0.0011 U	0.0011 U	0.0011 U
5	0.00097 U	0.00097 U	0.00097 U	0.00097 U	0.00097 U
8	0.00094 U	0.00094 U	0.00094 U	0.00094 U	0.00094 U

P2-3

DEPTH	PCE	TCE	cis-1,2-DCE	trans-1,2-DCE	VC
1	0.0010 U	0.0010 U	0.0010 U	0.0010 U	0.0010 U
3	0.0012 U	0.0012 U	0.0012 U	0.0012 U	0.0012 U
5	0.00096 U	0.00096 U	0.00096 U	0.00096 U	0.00096 U
7.5	0.0010 U	0.0010 U	0.0010 U	0.0010 U	0.0010 U

P2-1

DEPTH	PCE	TCE	cis-1,2-DCE	trans-1,2-DCE	VC
1	0.0012 U	0.0012 U	0.0012 U	0.0012 U	0.0012 U
3	0.0013 U	0.0013 U	0.0013 U	0.0013 U	0.0013 U

P2-15

DEPTH	PCE	TCE	cis-1,2-DCE	trans-1,2-DCE	VC
1	0.0022 U	0.0022 U	0.0022 U	0.0022 U	**0.0022 U**
3	0.00092 U	0.00092 U	0.00092 U	0.00092 U	0.00092 U
5	0.00096 U	0.00096 U	0.00096 U	0.00096 U	0.00096 U
8	0.00094 U	0.00094 U	0.00094 U	0.00094 U	0.00094 U

P2-16

DEPTH	PCE	TCE	cis-1,2-DCE	trans-1,2-DCE	VC
1	0.0011 U	0.0011 U	0.0011 U	0.0011 U	0.0011 U
3	0.0011 U	0.0011 U	0.0011 U	0.0011 U	0.0011 U
5	0.0011 U	0.0011 U	0.0011 U	0.0011 U	0.0011 U
7.5	0.00093 U	0.00093 U	0.00093 U	0.00093 U	0.00093 U

P2-17

DEPTH	PCE	TCE	cis-1,2-DCE	trans-1,2-DCE	VC
1	0.00097 U	0.00097 U	0.00097 U	0.00097 U	0.00097 U
3	0.0011 U	0.0011 U	0.0011 U	0.0011 U	0.0011 U
5	0.00092 U	0.00092 U	0.00092 U	0.00092 U	0.00092 U
7.5	0.00090 U	0.00090 U	0.00090 U	0.00090 U	0.00090 U

Source: Esri, DigitalGlobe, GeoEye, Earthstar Geographics, CNES/Airbus DS, USDA, USGS, AEX, Getmapping, Aerogrid, IGN, IGP, swisstopo, and the GIS User Community

LEGEND

P2-1 ● DIRECT-PUSH SOIL BORINGS

SOIL RESULTS ARE IN MILLIGRAMS PER KILOGRAM (mg/kg)

DCE = DICHLOROETHENE
PCE = TETRACHLOROETHENE
TCE = TRICHLOROETHENE
VC = VINYL CHLORIDE
BOLD = INDICATES CONCENTRATIONS EXCEED WEST OF FOURTH SOIL INVESTIGATION SCREENING LEVELS FOR GROUNDWATER
U = INDICATES CONCENTRATIONS NOT DETECTED ABOVE THE STATED LABORATORY PRACTICAL QUANTITATION LIMIT
mg/kg = MILLIGRAMS PER KILOGRAM

N

0 30
Scale in Feet

FARALLON CONSULTING
Quality Service for Environmental Solutions | farallonconsulting.com

Washington
Issaquah | Bellingham | Seattle

Oregon
Portland | Bend | Baker City

California
Oakland | Sacramento | Irvine

FIGURE 8
PLANT 2 SOIL SAMPLING LOCATIONS AND ANALYTICAL RESULTS
WEST OF FOURTH GROUP SITE
5815 FOURTH AVENUE SOUTH
CAPITAL INDUSTRIES
SEATTLE, WASHINGTON
FARALLON PN: 457-13B

Drawn By: tperrin | Checked By: JK | Date: 1/18/2016 | Disc Reference:
Document Path: G:\Projects\457 Capital Indust\457010 West of 4th - Site Unit 2\GIS\Plant 2_4 Drilling\Plant_2_SoilSamples.mxd

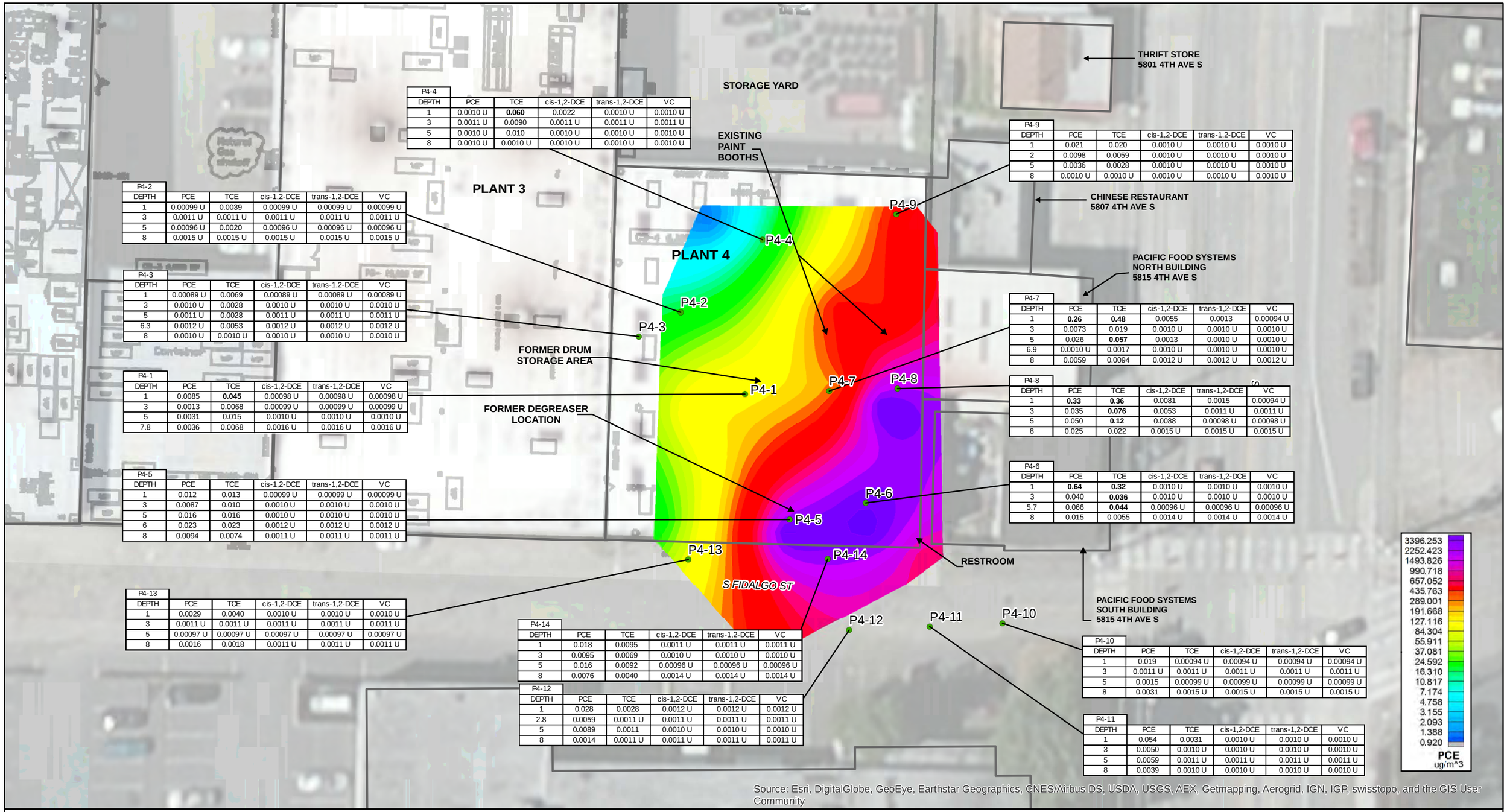

P4-4					
DEPTH	PCE	TCE	cis-1,2-DCE	trans-1,2-DCE	VC
1	0.0010 U	**0.060**	0.0022	0.0010 U	0.0010 U
3	0.0011 U	0.0090	0.0011 U	0.0011 U	0.0011 U
5	0.0010 U	0.010	0.0010 U	0.0010 U	0.0010 U
8	0.0010 U	0.0010 U	0.0010 U	0.0010 U	0.0010 U

P4-9					
DEPTH	PCE	TCE	cis-1,2-DCE	trans-1,2-DCE	VC
1	0.021	0.020	0.0010 U	0.0010 U	0.0010 U
2	0.0098	0.0059	0.0010 U	0.0010 U	0.0010 U
5	0.0036	0.0028	0.0010 U	0.0010 U	0.0010 U
8	0.0010 U	0.0010 U	0.0010 U	0.0010 U	0.0010 U

P4-2					
DEPTH	PCE	TCE	cis-1,2-DCE	trans-1,2-DCE	VC
1	0.00099 U	0.0039	0.00099 U	0.00099 U	0.00099 U
3	0.0011 U	0.0011 U	0.0011 U	0.0011 U	0.0011 U
5	0.00096 U	0.0020	0.00096 U	0.00096 U	0.00096 U
8	0.0015 U	0.0015 U	0.0015 U	0.0015 U	0.0015 U

P4-3					
DEPTH	PCE	TCE	cis-1,2-DCE	trans-1,2-DCE	VC
1	0.00089 U	0.0069	0.00089 U	0.00089 U	0.00089 U
3	0.0010 U	0.0028	0.0010 U	0.0010 U	0.0010 U
5	0.0011 U	0.0028	0.0011 U	0.0011 U	0.0011 U
6.3	0.0012 U	0.0053	0.0012 U	0.0012 U	0.0012 U
8	0.0010 U	0.0010 U	0.0010 U	0.0010 U	0.0010 U

P4-7					
DEPTH	PCE	TCE	cis-1,2-DCE	trans-1,2-DCE	VC
1	**0.26**	**0.48**	0.0055	0.0013	0.00094 U
3	0.0073	0.019	0.0010 U	0.0010 U	0.0010 U
5	0.026	**0.057**	0.0013	0.0010 U	0.0010 U
6.9	0.0010 U	0.0017	0.0010 U	0.0010 U	0.0010 U
8	0.0059	0.0094	0.0012 U	0.0012 U	0.0012 U

P4-1					
DEPTH	PCE	TCE	cis-1,2-DCE	trans-1,2-DCE	VC
1	0.0085	**0.045**	0.00098 U	0.00098 U	0.00098 U
3	0.0013	0.0068	0.00099 U	0.00099 U	0.00099 U
5	0.0031	0.015	0.0010 U	0.0010 U	0.0010 U
7.8	0.0036	0.0068	0.0016 U	0.0016 U	0.0016 U

P4-8					
DEPTH	PCE	TCE	cis-1,2-DCE	trans-1,2-DCE	VC
1	**0.33**	**0.36**	0.0081	0.0015	0.00094 U
3	0.035	**0.076**	0.0053	0.0011 U	0.0011 U
5	0.050	**0.12**	0.0088	0.00098 U	0.00098 U
8	0.025	0.022	0.0015 U	0.0015 U	0.0015 U

P4-5					
DEPTH	PCE	TCE	cis-1,2-DCE	trans-1,2-DCE	VC
1	0.012	0.013	0.00099 U	0.00099 U	0.00099 U
3	0.0087	0.010	0.0010 U	0.0010 U	0.0010 U
5	0.016	0.016	0.0010 U	0.0010 U	0.0010 U
6	0.023	0.023	0.0012 U	0.0012 U	0.0012 U
8	0.0094	0.0074	0.0011 U	0.0011 U	0.0011 U

P4-6					
DEPTH	PCE	TCE	cis-1,2-DCE	trans-1,2-DCE	VC
1	**0.64**	**0.32**	0.0010 U	0.0010 U	0.0010 U
3	0.040	**0.036**	0.0010 U	0.0010 U	0.0010 U
5.7	0.066	**0.044**	0.00096 U	0.00096 U	0.00096 U
8	0.015	0.0055	0.0014 U	0.0014 U	0.0014 U

P4-13					
DEPTH	PCE	TCE	cis-1,2-DCE	trans-1,2-DCE	VC
1	0.0029	0.0040	0.0010 U	0.0010 U	0.0010 U
3	0.0011 U	0.0011 U	0.0011 U	0.0011 U	0.0011 U
5	0.00097 U	0.00097 U	0.00097 U	0.00097 U	0.00097 U
8	0.0016	0.0018	0.0011 U	0.0011 U	0.0011 U

P4-14					
DEPTH	PCE	TCE	cis-1,2-DCE	trans-1,2-DCE	VC
1	0.018	0.0095	0.0011 U	0.0011 U	0.0011 U
3	0.0095	0.0069	0.0010 U	0.0010 U	0.0010 U
5	0.016	0.0092	0.00096 U	0.00096 U	0.00096 U
8	0.0076	0.0040	0.0014 U	0.0014 U	0.0014 U

P4-12					
DEPTH	PCE	TCE	cis-1,2-DCE	trans-1,2-DCE	VC
1	0.028	0.0028	0.0012 U	0.0012 U	0.0012 U
2.8	0.0059	0.0011 U	0.0011 U	0.0011 U	0.0011 U
5	0.0089	0.0011	0.0010 U	0.0010 U	0.0010 U
8	0.0014	0.0011 U	0.0011 U	0.0011 U	0.0011 U

P4-10					
DEPTH	PCE	TCE	cis-1,2-DCE	trans-1,2-DCE	VC
1	0.019	0.00094 U	0.00094 U	0.00094 U	0.00094 U
3	0.0011 U	0.0011 U	0.0011 U	0.0011 U	0.0011 U
5	0.0015	0.00099 U	0.00099 U	0.00099 U	0.00099 U
8	0.0031	0.0015 U	0.0015 U	0.0015 U	0.0015 U

P4-11					
DEPTH	PCE	TCE	cis-1,2-DCE	trans-1,2-DCE	VC
1	0.054	0.0031	0.0010 U	0.0010 U	0.0010 U
3	0.0050	0.0010 U	0.0010 U	0.0010 U	0.0010 U
5	0.0059	0.0011 U	0.0011 U	0.0011 U	0.0011 U
8	0.0039	0.0010 U	0.0010 U	0.0010 U	0.0010 U

Source: Esri, DigitalGlobe, GeoEye, Earthstar Geographics, CNES/Airbus DS, USDA, USGS, AEX, Getmapping, Aerogrid, IGN, IGP, swisstopo, and the GIS User Community

LEGEND

P4-1 ● DIRECT-PUSH SOIL BORINGS

SOIL RESULTS ARE IN MILLIGRAMS PER KILOGRAM (mg/kg)

DCE = DICHLOROETHENE
PCE = TETRACHLOROETHENE
TCE = TRICHLOROETHENE
VC = VINYL CHLORIDE
BOLD = INDICATES CONCENTRATIONS EXCEED WEST OF FOURTH SOIL INVESTIGATION SCREENING LEVELS FOR GROUNDWATER
U = INDICATES CONCENTRATIONS NOT DETECTED ABOVE THE STATED LABORATORY PRACTICAL QUANTITATION LIMIT
mg/kg = MILLIGRAMS PER KILOGRAM

N

0 30
Scale in Feet

FARALLON CONSULTING
Quality Service for Environmental Solutions | farallonconsulting.com

Washington
Issaquah | Bellingham | Seattle

Oregon
Portland | Bend | Baker City

California
Oakland | Sacramento | Irvine

FIGURE 9

PLANT 4 SOIL SAMPLING LOCATIONS AND TETRACHLOROETHENE SOIL GAS RESULTS
WEST OF FOURTH GROUP SITE
5815 FOURTH AVENUE SOUTH
CAPITAL INDUSTRIES
SEATTLE, WASHINGTON

FARALLON PN: 457-13B

Drawn By: tperrin | Checked By: JK | Date: 2/11/2016 | Disc Reference:

Document Path: G:\Projects\457 Capital Indust\457010 West of 4th - Site Unit 2\GIS\Plant 2_4 Drilling\Plant_4_SoilSamples_AGIRaster.mxd

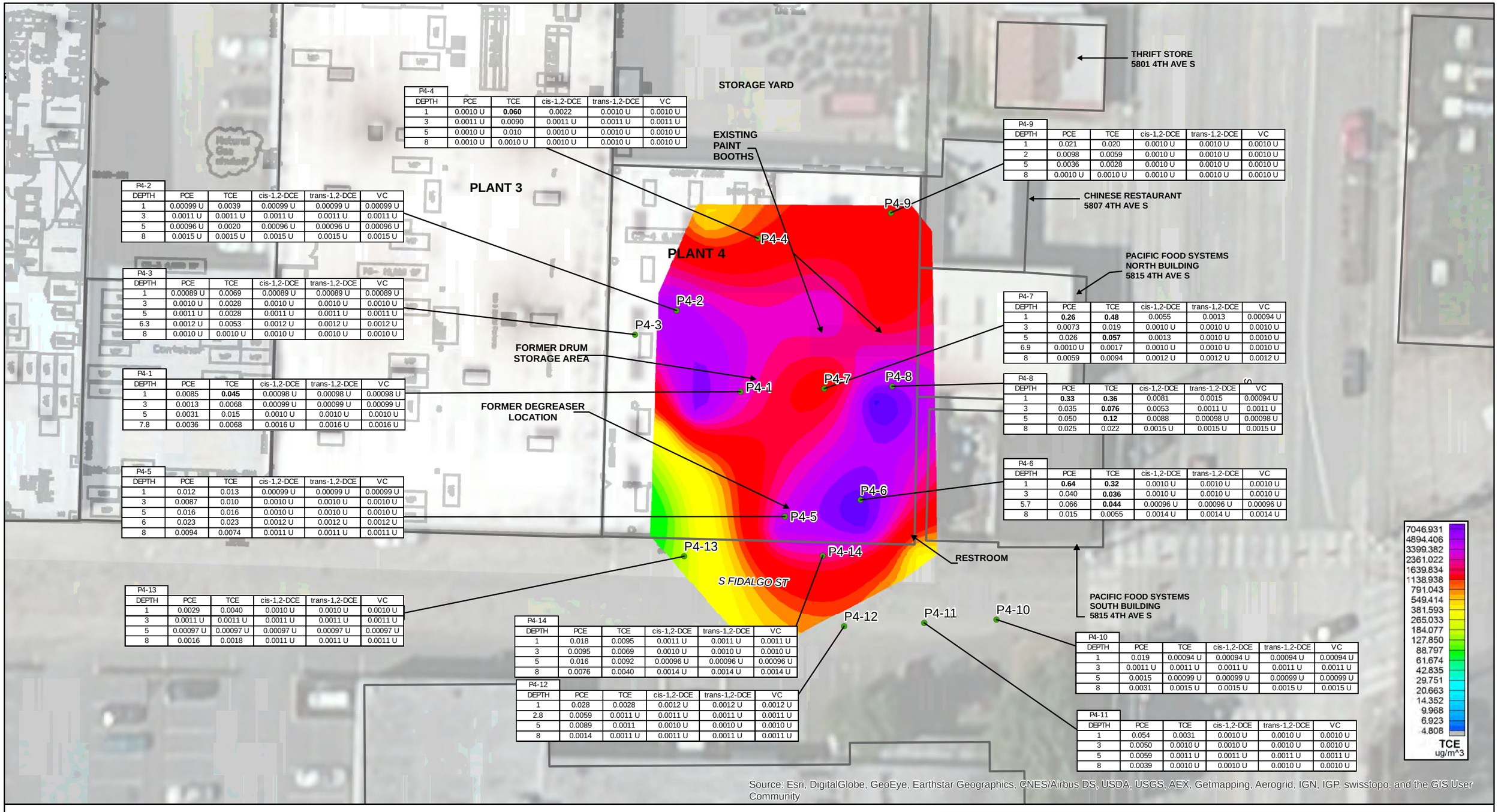

P4-4

DEPTH	PCE	TCE	cis-1,2-DCE	trans-1,2-DCE	VC
1	0.0010 U	**0.060**	0.0022	0.0010 U	0.0010 U
3	0.0011 U	0.0090	0.0011 U	0.0011 U	0.0011 U
5	0.0010 U	0.010	0.0010 U	0.0010 U	0.0010 U
8	0.0010 U	0.0010 U	0.0010 U	0.0010 U	0.0010 U

P4-9

DEPTH	PCE	TCE	cis-1,2-DCE	trans-1,2-DCE	VC
1	0.021	0.020	0.0010 U	0.0010 U	0.0010 U
2	0.0098	0.0059	0.0010 U	0.0010 U	0.0010 U
5	0.0036	0.0028	0.0010 U	0.0010 U	0.0010 U
8	0.0010 U	0.0010 U	0.0010 U	0.0010 U	0.0010 U

P4-2

DEPTH	PCE	TCE	cis-1,2-DCE	trans-1,2-DCE	VC
1	0.00099 U	0.0039	0.00099 U	0.00099 U	0.00099 U
3	0.0011 U	0.0011 U	0.0011 U	0.0011 U	0.0011 U
5	0.00096 U	0.0020	0.00096 U	0.00096 U	0.00096 U
8	0.0015 U	0.0015 U	0.0015 U	0.0015 U	0.0015 U

P4-7

DEPTH	PCE	TCE	cis-1,2-DCE	trans-1,2-DCE	VC
1	**0.26**	**0.48**	0.0055	0.0013	0.00094 U
3	0.0073	0.019	0.0010 U	0.0010 U	0.0010 U
5	0.026	**0.057**	0.0013	0.0010 U	0.0010 U
6.9	0.0010 U	0.0017	0.0010 U	0.0010 U	0.0010 U
8	0.0059	0.0094	0.0012 U	0.0012 U	0.0012 U

P4-3

DEPTH	PCE	TCE	cis-1,2-DCE	trans-1,2-DCE	VC
1	0.00089 U	0.0069	0.00089 U	0.00089 U	0.00089 U
3	0.0010 U	0.0028	0.0010 U	0.0010 U	0.0010 U
5	0.0011 U	0.0028	0.0011 U	0.0011 U	0.0011 U
6.3	0.0012 U	0.0053	0.0012 U	0.0012 U	0.0012 U
8	0.0010 U	0.0010 U	0.0010 U	0.0010 U	0.0010 U

P4-8

DEPTH	PCE	TCE	cis-1,2-DCE	trans-1,2-DCE	VC
1	**0.33**	**0.36**	0.0081	0.0015	0.00094 U
3	0.035	**0.076**	0.0053	0.0011 U	0.0011 U
5	0.050	**0.12**	0.0088	0.00098 U	0.00098 U
8	0.025	0.022	0.0015 U	0.0015 U	0.0015 U

P4-1

DEPTH	PCE	TCE	cis-1,2-DCE	trans-1,2-DCE	VC
1	0.0085	**0.045**	0.00098 U	0.00098 U	0.00098 U
3	0.0013	0.0068	0.00099 U	0.00099 U	0.00099 U
5	0.0031	0.015	0.0010 U	0.0010 U	0.0010 U
7.8	0.0036	0.0068	0.0016 U	0.0016 U	0.0016 U

P4-6

DEPTH	PCE	TCE	cis-1,2-DCE	trans-1,2-DCE	VC
1	**0.64**	**0.32**	0.0010 U	0.0010 U	0.0010 U
3	0.040	**0.036**	0.0010 U	0.0010 U	0.0010 U
5.7	0.066	**0.044**	0.00096 U	0.00096 U	0.00096 U
8	0.015	0.0055	0.0014 U	0.0014 U	0.0014 U

P4-5

DEPTH	PCE	TCE	cis-1,2-DCE	trans-1,2-DCE	VC
1	0.012	0.013	0.00099 U	0.00099 U	0.00099 U
3	0.0087	0.010	0.0010 U	0.0010 U	0.0010 U
5	0.016	0.016	0.0010 U	0.0010 U	0.0010 U
6	0.023	0.023	0.0012 U	0.0012 U	0.0012 U
8	0.0094	0.0074	0.0011 U	0.0011 U	0.0011 U

P4-10

DEPTH	PCE	TCE	cis-1,2-DCE	trans-1,2-DCE	VC
1	0.019	0.00094 U	0.00094 U	0.00094 U	0.00094 U
3	0.0011 U	0.0011 U	0.0011 U	0.0011 U	0.0011 U
5	0.0015	0.00099 U	0.00099 U	0.00099 U	0.00099 U
8	0.0031	0.0015 U	0.0015 U	0.0015 U	0.0015 U

P4-13

DEPTH	PCE	TCE	cis-1,2-DCE	trans-1,2-DCE	VC
1	0.0029	0.0040	0.0010 U	0.0010 U	0.0010 U
3	0.0011 U	0.0011 U	0.0011 U	0.0011 U	0.0011 U
5	0.00097 U	0.00097 U	0.00097 U	0.00097 U	0.00097 U
8	0.0016	0.0018	0.0011 U	0.0011 U	0.0011 U

P4-11

DEPTH	PCE	TCE	cis-1,2-DCE	trans-1,2-DCE	VC
1	0.054	0.0031	0.0010 U	0.0010 U	0.0010 U
3	0.0050	0.0010 U	0.0010 U	0.0010 U	0.0010 U
5	0.0059	0.0011 U	0.0011 U	0.0011 U	0.0011 U
8	0.0039	0.0010 U	0.0010 U	0.0010 U	0.0010 U

P4-14

DEPTH	PCE	TCE	cis-1,2-DCE	trans-1,2-DCE	VC
1	0.018	0.0095	0.0011 U	0.0011 U	0.0011 U
3	0.0095	0.0069	0.0010 U	0.0010 U	0.0010 U
5	0.016	0.0092	0.00096 U	0.00096 U	0.00096 U
8	0.0076	0.0040	0.0014 U	0.0014 U	0.0014 U

P4-12

DEPTH	PCE	TCE	cis-1,2-DCE	trans-1,2-DCE	VC
1	0.028	0.0028	0.0012 U	0.0012 U	0.0012 U
2.8	0.0059	0.0011 U	0.0011 U	0.0011 U	0.0011 U
5	0.0089	0.0011	0.0010 U	0.0010 U	0.0010 U
8	0.0014	0.0011 U	0.0011 U	0.0011 U	0.0011 U

Source: Esri, DigitalGlobe, GeoEye, Earthstar Geographics, CNES/Airbus DS, USDA, USGS, AEX, Getmapping, Aerogrid, IGN, IGP, swisstopo, and the GIS User Community

LEGEND

P4-1 ● DIRECT-PUSH SOIL BORINGS

SOIL RESULTS ARE IN MILLIGRAMS PER KILOGRAM (mg/kg)

DCE = DICHLOROETHENE
PCE = TETRACHLOROETHENE
TCE = TRICHLOROETHENE
VC = VINYL CHLORIDE
BOLD = INDICATES CONCENTRATIONS EXCEED WEST OF FOURTH SOIL INVESTIGATION SCREENING LEVELS FOR GROUNDWATER
U = INDICATES CONCENTRATIONS NOT DETECTED ABOVE THE STATED LABORATORY PRACTICAL QUANTITATION LIMIT
mg/kg = MILLIGRAMS PER KILOGRAM

N

0 30
Scale in Feet

FARALLON CONSULTING
Quality Service for Environmental Solutions | farallonconsulting.com

Washington
Issaquah | Bellingham | Seattle

Oregon
Portland | Bend | Baker City

California
Oakland | Sacramento | Irvine

FIGURE 10

PLANT 4 SOIL SAMPLING LOCATIONS AND TRICHLOROETHENE SOIL GAS RESULTS
WEST OF FOURTH GROUP SITE
5815 FOURTH AVENUE SOUTH
CAPITAL INDUSTRIES
SEATTLE, WASHINGTON

FARALLON PN: 457-13B

Drawn By: tperrin | Checked By: JK | Date: 2/11/2016 | Disc Reference:
Document Path: G:\Projects\457 Capital Indust\457010 West of 4th - Site Unit 2\GIS\Plant 2_4 Drilling\Plant_4_SoilSamples_AGIRaster.mxd

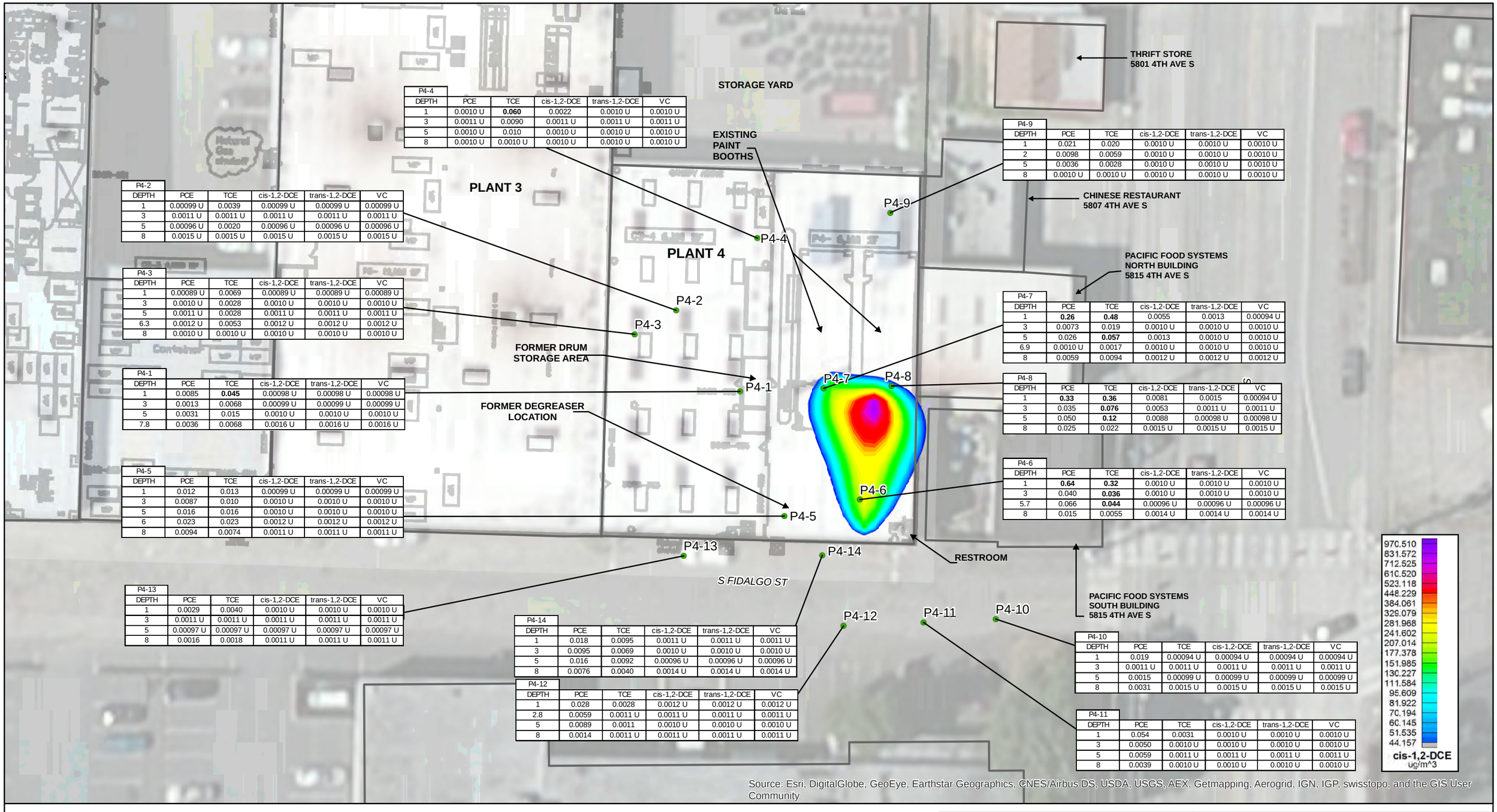

P4-4					
DEPTH	PCE	TCE	cis-1,2-DCE	trans-1,2-DCE	VC
1	0.0010 U	**0.060**	0.0022	0.0010 U	0.0010 U
3	0.0011 U	0.0090	0.0011 U	0.0011 U	0.0011 U
5	0.0010 U	0.010	0.0010 U	0.0010 U	0.0010 U
8	0.0010 U	0.0010 U	0.0010 U	0.0010 U	0.0010 U

P4-9					
DEPTH	PCE	TCE	cis-1,2-DCE	trans-1,2-DCE	VC
1	0.021	0.020	0.0010 U	0.0010 U	0.0010 U
2	0.0098	0.0059	0.0010 U	0.0010 U	0.0010 U
5	0.0036	0.0028	0.0010 U	0.0010 U	0.0010 U
8	0.0010 U	0.0010 U	0.0010 U	0.0010 U	0.0010 U

P4-2					
DEPTH	PCE	TCE	cis-1,2-DCE	trans-1,2-DCE	VC
1	0.00099 U	0.0039	0.00099 U	0.00099 U	0.00099 U
3	0.0011 U	0.0011 U	0.0011 U	0.0011 U	0.0011 U
5	0.00096 U	0.0020	0.00096 U	0.00096 U	0.00096 U
8	0.0015 U	0.0015 U	0.0015 U	0.0015 U	0.0015 U

P4-3					
DEPTH	PCE	TCE	cis-1,2-DCE	trans-1,2-DCE	VC
1	0.00089 U	0.0069	0.00089 U	0.00089 U	0.00089 U
3	0.0010 U	0.0028	0.0010 U	0.0010 U	0.0010 U
5	0.0011 U	0.0028	0.0011 U	0.0011 U	0.0011 U
6.3	0.0012 U	0.0053	0.0012 U	0.0012 U	0.0012 U
8	0.0010 U	0.0010 U	0.0010 U	0.0010 U	0.0010 U

P4-7					
DEPTH	PCE	TCE	cis-1,2-DCE	trans-1,2-DCE	VC
1	**0.26**	**0.48**	0.0055	0.0013	0.00094 U
3	0.0073	0.019	0.0010 U	0.0010 U	0.0010 U
5	0.026	**0.057**	0.0013	0.0010 U	0.0010 U
6.9	0.0010 U	0.0017	0.0010 U	0.0010 U	0.0010 U
8	0.0059	0.0094	0.0012 U	0.0012 U	0.0012 U

P4-1					
DEPTH	PCE	TCE	cis-1,2-DCE	trans-1,2-DCE	VC
1	0.0085	**0.045**	0.00098 U	0.00098 U	0.00098 U
3	0.0013	0.0068	0.00099 U	0.00099 U	0.00099 U
5	0.0031	0.015	0.0010 U	0.0010 U	0.0010 U
7.8	0.0036	0.0068	0.0016 U	0.0016 U	0.0016 U

P4-8					
DEPTH	PCE	TCE	cis-1,2-DCE	trans-1,2-DCE	VC
1	**0.33**	**0.36**	0.0081	0.0015	0.00094 U
3	0.035	**0.076**	0.0053	0.0011 U	0.0011 U
5	0.050	**0.12**	0.0088	0.00098 U	0.00098 U
8	0.025	0.022	0.0015 U	0.0015 U	0.0015 U

P4-5					
DEPTH	PCE	TCE	cis-1,2-DCE	trans-1,2-DCE	VC
1	0.012	0.013	0.00099 U	0.00099 U	0.00099 U
3	0.0087	0.010	0.0010 U	0.0010 U	0.0010 U
5	0.016	0.016	0.0010 U	0.0010 U	0.0010 U
6	0.023	0.023	0.0012 U	0.0012 U	0.0012 U
8	0.0094	0.0074	0.0011 U	0.0011 U	0.0011 U

P4-6					
DEPTH	PCE	TCE	cis-1,2-DCE	trans-1,2-DCE	VC
1	**0.64**	**0.32**	0.0010 U	0.0010 U	0.0010 U
3	0.040	**0.036**	0.0010 U	0.0010 U	0.0010 U
5.7	0.066	**0.044**	0.00096 U	0.00096 U	0.00096 U
8	0.015	0.0055	0.0014 U	0.0014 U	0.0014 U

P4-13					
DEPTH	PCE	TCE	cis-1,2-DCE	trans-1,2-DCE	VC
1	0.0029	0.0040	0.0010 U	0.0010 U	0.0010 U
3	0.0011 U	0.0011 U	0.0011 U	0.0011 U	0.0011 U
5	0.00097 U	0.00097 U	0.00097 U	0.00097 U	0.00097 U
8	0.0016	0.0018	0.0011 U	0.0011 U	0.0011 U

P4-14					
DEPTH	PCE	TCE	cis-1,2-DCE	trans-1,2-DCE	VC
1	0.018	0.0095	0.0011 U	0.0011 U	0.0011 U
3	0.0095	0.0069	0.0010 U	0.0010 U	0.0010 U
5	0.016	0.0092	0.00096 U	0.00096 U	0.00096 U
8	0.0076	0.0040	0.0014 U	0.0014 U	0.0014 U

P4-12					
DEPTH	PCE	TCE	cis-1,2-DCE	trans-1,2-DCE	VC
1	0.028	0.0028	0.0012 U	0.0012 U	0.0012 U
2.8	0.0059	0.0011 U	0.0011 U	0.0011 U	0.0011 U
5	0.0089	0.0011	0.0010 U	0.0010 U	0.0010 U
8	0.0014	0.0011 U	0.0011 U	0.0011 U	0.0011 U

P4-10					
DEPTH	PCE	TCE	cis-1,2-DCE	trans-1,2-DCE	VC
1	0.019	0.00094 U	0.00094 U	0.00094 U	0.00094 U
3	0.0011 U	0.0011 U	0.0011 U	0.0011 U	0.0011 U
5	0.0015	0.00099 U	0.00099 U	0.00099 U	0.00099 U
8	0.0031	0.0015 U	0.0015 U	0.0015 U	0.0015 U

P4-11					
DEPTH	PCE	TCE	cis-1,2-DCE	trans-1,2-DCE	VC
1	0.054	0.0031	0.0010 U	0.0010 U	0.0010 U
3	0.0050	0.0010 U	0.0010 U	0.0010 U	0.0010 U
5	0.0059	0.0011 U	0.0011 U	0.0011 U	0.0011 U
8	0.0039	0.0010 U	0.0010 U	0.0010 U	0.0010 U

Source: Esri, DigitalGlobe, GeoEye, Earthstar Geographics, CNES/Airbus DS, USDA, USGS, AEX, Getmapping, Aerogrid, IGN, IGP, swisstopo, and the GIS User Community

LEGEND

P4-1 ● DIRECT-PUSH SOIL BORINGS

SOIL RESULTS ARE IN MILLIGRAMS PER KILOGRAM (mg/kg)

DCE = DICHLOROETHENE
PCE = TETRACHLOROETHENE
TCE = TRICHLOROETHENE
VC = VINYL CHLORIDE
BOLD = INDICATES CONCENTRATIONS EXCEED WEST OF FOURTH SOIL INVESTIGATION SCREENING LEVELS FOR GROUNDWATER
U = INDICATES CONCENTRATIONS NOT DETECTED ABOVE THE STATED LABORATORY PRACTICAL QUANTITATION LIMIT
mg/kg = MILLIGRAMS PER KILOGRAM

N

0 30
Scale in Feet

FARALLON CONSULTING
Quality Service for Environmental Solutions | farallonconsulting.com

Washington
Issaquah | Bellingham | Seattle

Oregon
Portland | Bend | Baker City

California
Oakland | Sacramento | Irvine

FIGURE 11

PLANT 4 SOIL SAMPLING LOCATIONS AND CIS-1,2,DICHLOROETHENE SOIL GAS RESULTS
WEST OF FOURTH GROUP SITE
5815 FOURTH AVENUE SOUTH
CAPITAL INDUSTRIES
SEATTLE, WASHINGTON

FARALLON PN: 457-13B

Drawn By: tperrin | Checked By: JK | Date: 2/11/2016 | Disc Reference:

Document Path: G:\Projects\457 Capital Indust\457010 West of 4th - Site Unit 2\GIS\Plant 2_4 Drilling\Plant_4_SoilSamples_AGIRaster.mxd

TABLES

REMEDIAL INVESTIGATION DATA GAP RESOLUTION
SUMMARY REPORT
Capital Industries, Inc.
Site Unit 2
Seattle, Washington

Farallon PN: 457-007

Table 1
Summary of Monitoring Well CI-20-80 Soil Analytical Results
Remedial Investigation
Capital Industries, Inc.
Seattle, Washington
Farallon PN: 457-007

Sample Identification	Sample Location	Sampled By	Sample Date	Sample Depth (feet)[1]	Analytical Results (milligrams per kilogram)[2]				
					PCE	TCE	cis-1,2-Dichloroethene	trans-1,2-Dichloroethene	Vinyl Chloride
CI-20-8.0	CI-20-80	Farallon	9/15/2015	8	0.0018	< 0.00085	< 0.00085	< 0.00085	< 0.00085
CI-20-20.0				20	< 0.0013	< 0.0013	< 0.0013	< 0.0013	< 0.0013
CI-20-40.0				40	< 0.0015	< 0.0015	< 0.0015	< 0.0015	**0.048**
CI-20-55.0				55	< 0.0013	< 0.0013	< 0.0013	< 0.0013	< 0.0013
CI-20-70.0				70	< 0.0013	< 0.0013	< 0.0013	< 0.0013	< 0.0013
CI-20-75.0				75	< 0.0013	< 0.0013	< 0.0013	< 0.0013	< 0.0013
CI-20-80.0				80	< 0.0012	< 0.0012	< 0.0012	< 0.0012	< 0.0012
Preliminary Cleanup Levels for Soil					**0.08[3]/0.44[4]**	**0.03[3]/0.057[4]**	**160[5]**	**0.59[3]/62[4]**	**0.002[3]/0.010[4]**

NOTES:

Results in **bold** denote reporting limits that exceed the most conservative preliminary cleanup level.

< denotes analyte not detected at or exceeding the reporting limit listed.

[1]Depth in feet below ground surface.

[2]Analyzed by U.S. Environmental Protection Agency Method 8260C.

[3]Soil cleanup levels for protection of air quality. These are preliminary values only. Values calculated using Model Toxics Control Act (MTCA) Equation 747-1 where the potable Method B groundwater cleanup level was used as C_w. Concentrations of hazardous substances in soil that meet the potable groundwater protection standard currently are considered sufficiently protective of the air pathway for unrestricted and industrial land uses.

[4]Soil cleanup levels for protection of surface water quality. These are preliminary values only. Values are calculated using MTCA Equation 747-1 where the groundwater cleanup level protective of surface water in this table was used as C_w.

[5]Cleanup level is based on standard MTCA Method B (unrestricted land use) values from the Cleanup and Risk Calculation tables. <https://fortress.wa.gov/ecy/clarc/Reporting/ChemicalQuery.aspx>

Farallon = Farallon Consulting, L.L.C.

PCE = tetrachloroethene

TCE = trichloroethene

Table 2
Summary of Monitoring Well CI-20-80 Groundwater Analytical Results
Remedial Investigation
Capital Industries, Inc.
Seattle, Washington
Farallon PN: 457-007

Sample Identification	Sample Location	Date	Analytical Results (micrograms per liter)[1]				
			PCE	TCE	cis-1,2-Dichloroethene	trans-1,2-Dichloroethene	Vinyl Chloride
Intermediate Zone							
CI-20-80-092415	CI-20-80	9/24/2015	< 0.20	< 0.20	< 0.20	< 0.20	< 0.20
CI-20-80-121815	CI-20-80	12/18/2015	< 0.20	< 0.20	< 0.20	< 0.20	< 0.20
CI-20-80-032316	CI-20-80	3/23/2016	< 0.20	< 0.20	< 0.20	< 0.20	< 0.20
CI-20-80-062816	CI-20-80	6/28/2016	< 0.20	< 0.20	< 0.20	< 0.20	< 0.20
Preliminary Cleanup Levels - Intermediate Zone			**29** [2]	**7** [2]	**NR** [3]	**4,000** [2]	**1.6** [2]

NOTES:
[1]Analyzed by U.S. Environmental Protection Agency Method 8260C.

[2]Various criteria were reviewed in the evaluation of the selected preliminary cleanup levels, including:
- Washington State Model Toxics Control Act Cleanup Regulation (MTCA) Cleanup Levels and Risk Calculation standard values;
- MTCA Method B Modified values based on Asian Pacific Island (API) Exposure scenarios for the consumption of fish for the groundwater-to-surface water pathway using equation 730-2;
- The U.S. Environmental Protection Agency (EPA) Region 10 Final Feasibility Study for the Lower Duwamish Waterway dated October 31, 2012, and Proposed Plan for the Lower Duwamish Waterway Superfund Site dated February 28, 2013; and
- The Fox Avenue Site Final Cleanup Action Plan completed in 2012.

[3]NR denotes "not researched," indicating that no regulatory standards or toxicity information is available for the constituent of concern from which to derive a cleanup level for the medium of potential concern.

PCE = tetrachloroethene
TCE = trichloroethene
Intermediate Zone = Groundwater collected from 40 to 70 feet below ground surface.

Table 3
Summary of Natural Attenuation and Water Quality Parameters
Remedial Investigation
Capital Industries, Inc.
Seattle, Washington
Farallon PN: 457-007

Sample Location	Sample Date	Electron Receptors			Total and Dissolved Metals				Metabolic Byproducts			Water Quality Parameters[1]				Available Organic Carbon
		Dissolved Oxygen[1] (mg/l)	Nitrate[2] (mg/l)	Sulfate[3] (mg/l)	Total Iron (µg/l)	Ferrous Iron[4] (mg/l)	Total Manganese (µg/l)	Manganese (II)[4] (mg/l)	Methane[5] (µg/l)	Ethane[5] (µg/l)	Ethene[5] (µg/l)	pH	Temperature (°Celsius)	Conductivity (mS/cm)	ORP (mV)	TOC[6] (mg/l)
Intermediate Zone																
CI-20-80	9/24/2015	6.93	NA	NA	NA	0.2	NA	< 0.1	NA	NA	NA	7.22	17.07	0.465	IE	NA
	12/18/2015	0.84	NA	NA	NA	NA	NA	NA	NA	NA	NA	7.81	13.41	0.496	-204.1	NA
	3/23/2016	1.02	NA	NA	NA	1.0	NA	< 0.1	NA	NA	NA	7.29	14.30	0.503	-134.7	NA
	6/28/2016	.76	NA	NA	NA	0.25	NA	< 0.1	NA	NA	NA	7.61	18.36	0.485	-129	NA

NOTES:

< denotes analyte not detected at or exceeding the laboratoryreporting limit listed.

[1]Collected using a Yellow Springs Instrument multimeter with flow-through cell.

[2]Analyzed by U.S. Environmental Protection Agency (EPA) Method 353.2.

[3]Analyzed by American Society for Testing and Materials Method D516-02.

[4]Measured in the field using conventional chemistry parameters by EPA/American Public Health Association Methods.

[5]Analyzed by Gas Chromatograph/Flame Ionization Detector Headspace Method RSK 175.

[6]Analyzed by Standard Method 5310B.

° = degrees

electron receptors = compounds that gain electrons and are sources of energy during biodegradation

IE = instrument error

metabolic byproducts = compounds that result from biodegradation processes

µg/l = micrograms per liter

mg/l = milligrams per liter; equivalent to parts per million

mS/cm = milliSiemens per centimeter specific conductance units

mV = millivolt units for measurement of oxidation-reduction potential

NA = not analyzed

TOC = total organic carbon

Table 4
Summary of Plant 2 Soil Analytical Results
Remedial Investigation
Capital Industries, Inc.
Seattle, Washington
Farallon PN: 457-007

Sample Identification	Sample Location	Sampled By	Sample Date	Sample Depth (feet)[1]	Analytical Results (milligrams per kilogram)[2]				
					PCE	TCE	cis-1,2-Dichloroethene	trans-1,2-Dichloroethene	Vinyl Chloride
P2-1-1.0	P2-1	Farallon	10/11/2015	1	< 0.0012	< 0.0012	< 0.0012	< 0.0012	< 0.0012
P2-1-3.0	P2-1	Farallon	10/11/2015	3	< 0.0013	< 0.0013	< 0.0013	< 0.0013	< 0.0013
P2-2-1.0	P2-2	Farallon	10/11/2015	1	< 0.0012	< 0.0012	< 0.0012	< 0.0012	< 0.0012
P2-2-3.0	P2-2	Farallon	10/11/2015	3	< 0.0011	< 0.0011	< 0.0011	< 0.0011	< 0.0011
P2-2-5.0	P2-2	Farallon	10/11/2015	5	< 0.00097	< 0.00097	< 0.00097	< 0.00097	< 0.00097
P2-2-8.0	P2-2	Farallon	10/11/2015	8	< 0.00094	< 0.00094	< 0.00094	< 0.00094	< 0.00094
P2-3-1.0	P2-3	Farallon	10/11/2015	1	< 0.0010	< 0.0010	< 0.0010	< 0.0010	< 0.0010
P2-3-3.0	P2-3	Farallon	10/11/2015	3	< 0.0012	< 0.0012	< 0.0012	< 0.0012	< 0.0012
P2-3-5.0	P2-3	Farallon	10/11/2015	5	< 0.00096	< 0.00096	< 0.00096	< 0.00096	< 0.00096
P2-3-7.5	P2-3	Farallon	10/11/2015	7.5	< 0.0010	< 0.0010	< 0.0010	< 0.0010	< 0.0010
P2-4-1.0	P2-4	Farallon	10/10/2015	1	< 0.0011	< 0.0011	< 0.0011	< 0.0011	< 0.0011
P2-4-3.0	P2-4	Farallon	10/10/2015	3	< 0.0011	< 0.0011	< 0.0011	< 0.0011	< 0.0011
P2-4-5.0	P2-4	Farallon	10/10/2015	5	< 0.0011	< 0.0011	< 0.0011	< 0.0011	< 0.0011
P2-4-7.5	P2-4	Farallon	10/10/2015	7.5	< 0.0012	< 0.0012	< 0.0012	< 0.0012	< 0.0012
P2-5-1.0	P2-5	Farallon	10/10/2015	1	< 0.0011	< 0.0011	< 0.0011	< 0.0011	< 0.0011
P2-5-3.0	P2-5	Farallon	10/10/2015	3	< 0.0015	< 0.0015	< 0.0015	< 0.0015	< 0.0015
P2-5-5.0	P2-5	Farallon	10/10/2015	5	< 0.00099	< 0.00099	< 0.00099	< 0.00099	< 0.00099
P2-5-7.5	P2-5	Farallon	10/10/2015	7.5	< 0.0010	< 0.0010	< 0.0010	< 0.0010	< 0.0010
P2-6-1.0	P2-6	Farallon	10/10/2015	1	< 0.0010	< 0.0010	< 0.0010	< 0.0010	< 0.0010
P2-6-3.0	P2-6	Farallon	10/10/2015	3	< 0.00099	< 0.00099	< 0.00099	< 0.00099	< 0.00099
P2-6-5.0	P2-6	Farallon	10/10/2015	5	< 0.0011	< 0.0011	< 0.0011	< 0.0011	< 0.0011
P2-6-8.0	P2-6	Farallon	10/10/2015	8	< 0.00098	< 0.00098	< 0.00098	< 0.00098	< 0.00098
Preliminary Cleanup Levels for Soil					**0.08[3]/0.44[4]**	**0.03[3]/0.057[4]**	**160[5]**	**0.59[3]/62[4]**	**0.002[3]/0.010[4]**

Table 4
Summary of Plant 2 Soil Analytical Results
Remedial Investigation
Capital Industries, Inc.
Seattle, Washington
Farallon PN: 457-007

Sample Identification	Sample Location	Sampled By	Sample Date	Sample Depth (feet)[1]	Analytical Results (milligrams per kilogram)[2]				
					PCE	TCE	cis-1,2-Dichloroethene	trans-1,2-Dichloroethene	Vinyl Chloride
P2-7-1.0	P2-7	Farallon	10/10/2015	1	< 0.0024	< 0.0024	< 0.0024	< 0.0024	**< 0.0024**
P2-7-3.0	P2-7	Farallon	10/10/2015	3	< 0.0021	< 0.0021	< 0.0021	< 0.0021	**< 0.0021**
P2-7-5.0	P2-7	Farallon	10/10/2015	5	< 0.0012	0.0015	0.0063	< 0.0012	< 0.0012
P2-7-7.5	P2-7	Farallon	10/10/2015	7.5	< 0.00096	0.0042	0.0081	0.0013	< 0.00096
P2-8-1.0	P2-8	Farallon	10/10/2015	1	< 0.0022	< 0.0022	< 0.0022	< 0.0022	**< 0.0022**
P2-8-3.0	P2-8	Farallon	10/10/2015	3	< 0.0028	< 0.0028	< 0.0028	< 0.0028	**< 0.0028**
P2-8-5.0	P2-8	Farallon	10/10/2015	5	< 0.00099	< 0.00099	< 0.00099	< 0.00099	< 0.00099
P2-8-7.5	P2-8	Farallon	10/10/2015	7.5	< 0.0018	< 0.0018	< 0.0018	< 0.0018	< 0.0018
P2-9-1.0	P2-9	Farallon	10/10/2015	1	< 0.00095	< 0.00095	< 0.00095	< 0.00095	< 0.00095
P2-9-3.0	P2-9	Farallon	10/10/2015	3	0.0032	< 0.0011	< 0.0011	< 0.0011	< 0.0011
P2-9-5.0	P2-9	Farallon	10/10/2015	5	< 0.00092	< 0.00092	< 0.00092	< 0.00092	< 0.00092
P2-9-7.0	P2-9	Farallon	10/10/2015	7	< 0.00095	< 0.00095	< 0.00095	< 0.00095	< 0.00095
P2-10-1.0	P2-10	Farallon	10/10/2015	1	< 0.0053	< 0.0053	< 0.0053	< 0.0053	**< 0.0053**
P2-10-3.0	P2-10	Farallon	10/10/2015	3	< 0.0028	< 0.0028	< 0.0028	< 0.0028	**< 0.0028**
P2-10-5.0	P2-10	Farallon	10/10/2015	5	< 0.00082	< 0.00082	< 0.00082	< 0.00082	< 0.00082
P2-10-7.5	P2-10	Farallon	10/10/2015	7.5	< 0.0016	< 0.0016	< 0.0016	< 0.0016	< 0.0016
P2-11-1.0	P2-11	Farallon	10/10/2015	1	< 0.0013	< 0.0013	< 0.0013	< 0.0013	< 0.0013
P2-11-3.0	P2-11	Farallon	10/10/2015	3	< 0.0011	< 0.0011	< 0.0011	< 0.0011	< 0.0011
P2-11-5.0	P2-11	Farallon	10/10/2015	5	< 0.00088	< 0.00088	< 0.00088	< 0.00088	< 0.00088
P2-11-7.5	P2-11	Farallon	10/10/2015	7.5	< 0.00094	< 0.00094	< 0.00094	< 0.00094	< 0.00094
Preliminary Cleanup Levels for Soil					**0.08[3]/0.44[4]**	**0.03[3]/0.057[4]**	**160[5]**	**0.59[3]/62[4]**	**0.002[3]/0.010[4]**

Table 4
Summary of Plant 2 Soil Analytical Results
Remedial Investigation
Capital Industries, Inc.
Seattle, Washington
Farallon PN: 457-007

Sample Identification	Sample Location	Sampled By	Sample Date	Sample Depth (feet)[1]	Analytical Results (milligrams per kilogram)[2]				
					PCE	TCE	cis-1,2-Dichloroethene	trans-1,2-Dichloroethene	Vinyl Chloride
P2-12-1.0	P2-12	Farallon	10/10/2015	1	< 0.0012	< 0.0012	< 0.0012	< 0.0012	< 0.0012
P2-12-3.0	P2-12	Farallon	10/10/2015	3	< 0.0013	< 0.0013	< 0.0013	< 0.0013	< 0.0013
P2-12-5.0	P2-12	Farallon	10/10/2015	5	< 0.0011	< 0.0011	< 0.0011	< 0.0011	< 0.0011
P2-12-8.5	P2-12	Farallon	10/10/2015	8.5	< 0.00093	< 0.00093	< 0.00093	< 0.00093	< 0.00093
P2-13-1.0	P2-13	Farallon	10/10/2015	1	< 0.0011	< 0.0011	< 0.0011	< 0.0011	< 0.0011
P2-13-3.0	P2-13	Farallon	10/10/2015	3	< 0.0015	< 0.0015	< 0.0015	< 0.0015	< 0.0015
P2-13-5.0	P2-13	Farallon	10/10/2015	5	< 0.0012	< 0.0012	< 0.0012	< 0.0012	< 0.0012
P2-13-8.0	P2-13	Farallon	10/10/2015	8	< 0.0013	< 0.0013	< 0.0013	< 0.0013	< 0.0013
P2-14-1.0	P2-14	Farallon	10/10/2015	1	< 0.0012	< 0.0012	< 0.0012	< 0.0012	< 0.0012
P2-14-3.0	P2-14	Farallon	10/10/2015	3	< 0.0011	< 0.0011	< 0.0011	< 0.0011	< 0.0011
P2-14-5.0	P2-14	Farallon	10/10/2015	5	< 0.00098	< 0.00098	< 0.00098	< 0.00098	< 0.00098
P2-14-8.0	P2-14	Farallon	10/10/2015	8	< 0.0012	< 0.0012	< 0.0012	< 0.0012	< 0.0012
P2-15-1.0	P2-15	Farallon	10/11/2015	1	< 0.0022	< 0.0022	< 0.0022	< 0.0022	**< 0.0022**
P2-15-3.0	P2-15	Farallon	10/11/2015	3	< 0.00092	< 0.00092	< 0.00092	< 0.00092	< 0.00092
P2-15-5.0	P2-15	Farallon	10/11/2015	5	< 0.00096	< 0.00096	< 0.00096	< 0.00096	< 0.00096
P2-15-8.0	P2-15	Farallon	10/11/2015	8	< 0.00094	< 0.00094	< 0.00094	< 0.00094	< 0.00094
P2-16-1.0	P2-16	Farallon	10/11/2015	1	< 0.0011	< 0.0011	< 0.0011	< 0.0011	< 0.0011
P2-16-3.0	P2-16	Farallon	10/11/2015	3	< 0.0011	< 0.0011	< 0.0011	< 0.0011	< 0.0011
P2-16-5.0	P2-16	Farallon	10/11/2015	5	< 0.0011	< 0.0011	< 0.0011	< 0.0011	< 0.0011
P2-16-7.5	P2-16	Farallon	10/11/2015	7.5	< 0.00093	< 0.00093	< 0.00093	< 0.00093	< 0.00093
Preliminary Cleanup Levels for Soil					**0.08[3]/0.44[4]**	**0.03[3]/0.057[4]**	**160[5]**	**0.59[3]/62[4]**	**0.002[3]/0.010[4]**

Table 4
Summary of Plant 2 Soil Analytical Results
Remedial Investigation
Capital Industries, Inc.
Seattle, Washington
Farallon PN: 457-007

Sample Identification	Sample Location	Sampled By	Sample Date	Sample Depth (feet)[1]	Analytical Results (milligrams per kilogram)[2]				
					PCE	TCE	cis-1,2-Dichloroethene	trans-1,2-Dichloroethene	Vinyl Chloride
P2-17-1.0	P2-17	Farallon	10/11/2015	1	< 0.00097	< 0.00097	< 0.00097	< 0.00097	< 0.00097
P2-17-3.0	P2-17	Farallon	10/11/2015	3	< 0.0011	< 0.0011	< 0.0011	< 0.0011	< 0.0011
P2-17-5.0	P2-17	Farallon	10/11/2015	5	< 0.00092	< 0.00092	< 0.00092	< 0.00092	< 0.00092
P2-17-7.5	P2-17	Farallon	10/11/2015	7.5	< 0.00090	< 0.00090	< 0.00090	< 0.00090	< 0.00090
Preliminary Cleanup Levels for Soil					**0.08[3]/0.44[4]**	**0.03[3]/0.057[4]**	**160[5]**	**0.59[3]/62[4]**	**0.002[3]/0.010[4]**

NOTES:

Results in **bold** denote reporting limits that exceed the most conservative preliminary cleanup level.

< denotes analyte not detected at or exceeding the laboratory reporting limit listed.

[1]Depth in feet below ground surface.

[2]Analyzed by U.S. Environmental Protection Agency Method 8260B.

[3]Soil cleanup levels for protection of air quality. These are preliminary values only. Values calculated using Model Toxics Control Act (MTCA) Equation 747-1 where the potable Method B groundwater cleanup level was used as C_w. Concentrations of hazardous substances in soil that meet the potable groundwater protection standard currently are considered sufficiently protective of the air pathway for unrestricted and industrial land uses.

[4]Soil cleanup levels for protection of surface water quality. These are preliminary values only. Values are calculated using MTCA Equation 747-1 where the groundwater cleanup level protective of surface water in this table was used as C_w.

[5]Cleanup level is based on standard MTCA Method B (unrestricted land use) values from the Cleanup and Risk Calculation tables. <https://fortress.wa.gov/ecy/clarc/Reporting/ChemicalQuery.aspx>

Farallon = Farallon Consulting, L.L.C.

PCE = tetrachloroethene

TCE = trichloroethene

Table 5
Summary of Plant 4 Soil Analytical Results
Remedial Investigation
Capital Industries, Inc.
Seattle, Washington
Farallon PN: 457-007

Sample Identification	Sample Location	Sampled By	Sample Date	Sample Depth (feet)[1]	Analytical Results (milligrams per kilogram)[2]				
					PCE	TCE	cis-1,2-Dichloroethene	trans-1,2-Dichloroethene	Vinyl Chloride
P4-B1-1.0	P4-1	Farallon	10/17/2015	1	0.0085	**0.045**	< 0.00098	< 0.00098	< 0.00098
P4-B1-3.0	P4-1	Farallon	10/17/2015	3	0.0013	0.0068	< 0.00099	< 0.00099	< 0.00099
P4-B1-5.0	P4-1	Farallon	10/17/2015	5	0.0031	0.015	< 0.0010	< 0.0010	< 0.0010
P4-B1-7.8	P4-1	Farallon	10/17/2015	7.8	0.0036	0.0068	< 0.0016	< 0.0016	< 0.0016
P4-B2-1.0	P4-2	Farallon	10/17/2015	1	< 0.00099	0.0039	< 0.00099	< 0.00099	< 0.00099
P4-B2-3.0	P4-2	Farallon	10/17/2015	3	< 0.0011	< 0.0011	< 0.0011	< 0.0011	< 0.0011
P4-B2-5.0	P4-2	Farallon	10/17/2015	5	< 0.00096	0.0020	< 0.00096	< 0.00096	< 0.00096
P4-B2-8.0	P4-2	Farallon	10/17/2015	8	< 0.0015	< 0.0015	< 0.0015	< 0.0015	< 0.0015
P4-B3-1.0	P4-3	Farallon	10/17/2015	1	< 0.00089	0.0069	< 0.00089	< 0.00089	< 0.00089
P4-B3-3.0	P4-3	Farallon	10/17/2015	3	< 0.0010	0.0028	< 0.0010	< 0.0010	< 0.0010
P4-B3-5.0	P4-3	Farallon	10/17/2015	5	< 0.0011	0.0028	< 0.0011	< 0.0011	< 0.0011
P4-B3-6.3	P4-3	Farallon	10/17/2015	6.3	< 0.0012	0.0053	< 0.0012	< 0.0012	< 0.0012
P4-B3-8.0	P4-3	Farallon	10/17/2015	8	< 0.0010	< 0.0010	< 0.0010	< 0.0010	< 0.0010
P4-B4-1.0	P4-4	Farallon	10/17/2015	1	< 0.0010	**0.060**	0.0022	< 0.0010	< 0.0010
P4-B4-3.0	P4-4	Farallon	10/17/2015	3	< 0.0011	0.0090	< 0.0011	< 0.0011	< 0.0011
P4-B4-5.0	P4-4	Farallon	10/17/2015	5	< 0.0010	0.010	< 0.0010	< 0.0010	< 0.0010
P4-B4-8.0	P4-4	Farallon	10/17/2015	8	< 0.0010	< 0.0010	< 0.0010	< 0.0010	< 0.0010
P4-B5-1.0	P4-5	Farallon	10/17/2015	1	0.012	0.013	< 0.00099	< 0.00099	< 0.00099
P4-B5-3.0	P4-5	Farallon	10/17/2015	3	0.0087	0.010	< 0.0010	< 0.0010	< 0.0010
P4-B5-5.0	P4-5	Farallon	10/17/2015	5	0.016	0.016	< 0.0010	< 0.0010	< 0.0010
P4-B5-6.0	P4-5	Farallon	10/17/2015	6	0.023	0.023	< 0.0012	< 0.0012	< 0.0012
P4-B5-8.0	P4-5	Farallon	10/17/2015	8	0.0094	0.0074	< 0.0011	< 0.0011	< 0.0011
Preliminary Cleanup Levels for Soil					**0.08[3]/0.44[4]**	**0.03[3]/0.057[4]**	**160[5]**	**0.59[3]/62[4]**	**0.002[3]/0.010[4]**

Table 5
Summary of Plant 4 Soil Analytical Results
Remedial Investigation
Capital Industries, Inc.
Seattle, Washington
Farallon PN: 457-007

Sample Identification	Sample Location	Sampled By	Sample Date	Sample Depth (feet)[1]	Analytical Results (milligrams per kilogram)[2]				
					PCE	TCE	cis-1,2-Dichloroethene	trans-1,2-Dichloroethene	Vinyl Chloride
P4-B6-1.0	P4-6	Farallon	10/17/2015	1	**0.64**	**0.32**	< 0.0010	< 0.0010	< 0.0010
P4-B6-3.0	P4-6	Farallon	10/17/2015	3	0.040	**0.036**	< 0.0010	< 0.0010	< 0.0010
P4-B6-5.7	P4-6	Farallon	10/17/2015	5.7	0.066	**0.044**	< 0.00096	< 0.00096	< 0.00096
P4-B6-8.0	P4-6	Farallon	10/17/2015	8	0.015	0.0055	< 0.0014	< 0.0014	< 0.0014
P4-B7-1.0	P4-7	Farallon	10/17/2015	1	**0.26**	**0.48**	0.0055	0.0013	< 0.00094
P4-B7-3.0	P4-7	Farallon	10/17/2015	3	0.0073	0.019	< 0.0010	< 0.0010	< 0.0010
P4-B7-5.0	P4-7	Farallon	10/17/2015	5	0.026	**0.057**	0.0013	< 0.0010	< 0.0010
P4-B7-6.9	P4-7	Farallon	10/17/2015	6.9	< 0.0010	0.0017	< 0.0010	< 0.0010	< 0.0010
P4-B7-8.0	P4-7	Farallon	10/17/2015	8	0.0059	0.0094	< 0.0012	< 0.0012	< 0.0012
P4-B8-1.0	P4-8	Farallon	10/17/2015	1	**0.33**	**0.36**	0.0081	0.0015	< 0.00094
P4-B8-3.0	P4-8	Farallon	10/17/2015	3	0.035	**0.076**	0.0053	< 0.0011	< 0.0011
P4-B8-5.0	P4-8	Farallon	10/17/2015	5	0.050	**0.12**	0.0088	< 0.00098	< 0.00098
P4-B8-8.0	P4-8	Farallon	10/17/2015	8	0.025	0.022	< 0.0015	< 0.0015	< 0.0015
P4-B9-1.0	P4-9	Farallon	10/17/2015	1	0.021	0.020	< 0.0010	< 0.0010	< 0.0010
P4-B9-2.0	P4-9	Farallon	10/17/2015	2	0.0098	0.0059	< 0.0010	< 0.0010	< 0.0010
P4-B9-5.0	P4-9	Farallon	10/17/2015	5	0.0036	0.0028	< 0.0010	< 0.0010	< 0.0010
P4-B9-8.0	P4-9	Farallon	10/17/2015	8	< 0.0010	< 0.0010	< 0.0010	< 0.0010	< 0.0010
P4-B10-1.0	P4-10	Farallon	10/17/2015	1	0.019	< 0.00094	< 0.00094	< 0.00094	< 0.00094
P4-B10-3.0	P4-10	Farallon	10/17/2015	3	< 0.0011	< 0.0011	< 0.0011	< 0.0011	< 0.0011
P4-B10-5.0	P4-10	Farallon	10/17/2015	5	0.0015	< 0.00099	< 0.00099	< 0.00099	< 0.00099
P4-B10-8.0	P4-10	Farallon	10/17/2015	8	0.0031	< 0.0015	< 0.0015	< 0.0015	< 0.0015
Preliminary Cleanup Levels for Soil					**0.08[3]/0.44[4]**	**0.03[3]/0.057[4]**	**160[5]**	**0.59[3]/62[4]**	**0.002[3]/0.010[4]**

Table 5
Summary of Plant 4 Soil Analytical Results
Remedial Investigation
Capital Industries, Inc.
Seattle, Washington
Farallon PN: 457-007

Sample Identification	Sample Location	Sampled By	Sample Date	Sample Depth (feet)[1]	Analytical Results (milligrams per kilogram)[2]				
					PCE	TCE	cis-1,2-Dichloroethene	trans-1,2-Dichloroethene	Vinyl Chloride
P4-B11-1.0	P4-11	Farallon	10/17/2015	1	0.054	0.0031	< 0.0010	< 0.0010	< 0.0010
P4-B11-3.0	P4-11	Farallon	10/17/2015	3	0.0050	< 0.0010	< 0.0010	< 0.0010	< 0.0010
P4-B11-5.0	P4-11	Farallon	10/17/2015	5	0.0059	< 0.0011	< 0.0011	< 0.0011	< 0.0011
P4-B11-8.0	P4-11	Farallon	10/17/2015	8	0.0039	< 0.0010	< 0.0010	< 0.0010	< 0.0010
P4-B12-1.0	P4-12	Farallon	10/17/2015	1	0.028	0.0028	< 0.0012	< 0.0012	< 0.0012
P4-B12-2.8	P4-12	Farallon	10/17/2015	2.8	0.0059	< 0.0011	< 0.0011	< 0.0011	< 0.0011
P4-B12-5.0	P4-12	Farallon	10/17/2015	5	0.0089	0.0011	< 0.0010	< 0.0010	< 0.0010
P4-B12-8.0	P4-12	Farallon	10/17/2015	8	0.0014	< 0.0011	< 0.0011	< 0.0011	< 0.0011
P4-B13-1.0	P4-13	Farallon	10/17/2015	1	0.0029	0.0040	< 0.0010	< 0.0010	< 0.0010
P4-B13-3.0	P4-13	Farallon	10/17/2015	3	< 0.0011	< 0.0011	< 0.0011	< 0.0011	< 0.0011
P4-B13-5.0	P4-13	Farallon	10/17/2015	5	< 0.00097	< 0.00097	< 0.00097	< 0.00097	< 0.00097
P4-B13-8.0	P4-13	Farallon	10/17/2015	8	0.0016	0.0018	< 0.0011	< 0.0011	< 0.0011
P4-B14-1.0	P4-14	Farallon	10/17/2015	1	0.018	0.0095	< 0.0011	< 0.0011	< 0.0011
P4-B14-3.0	P4-14	Farallon	10/17/2015	3	0.0095	0.0069	< 0.0010	< 0.0010	< 0.0010
P4-B14-5.0	P4-14	Farallon	10/17/2015	5	0.016	0.0092	< 0.00096	< 0.00096	< 0.00096
P4-B14-8.0	P4-14	Farallon	10/17/2015	8	0.0076	0.0040	< 0.0014	< 0.0014	< 0.0014
Preliminary Cleanup Levels for Soil					**0.08[3]/0.44[4]**	**0.03[3]/0.057[4]**	**160[5]**	**0.59[3]/62[4]**	**0.002[3]/0.010[4]**

NOTES:

Results in **bold** denote reporting limits that exceed the most conservative preliminary cleanup level.

< denotes analyte not detected at or exceeding the laboratory reporting limit listed.

[1]Depth in feet below ground surface.

[2]Analyzed by U.S. Environmental Protection Agency Method 8260B.

[3]Soil cleanup levels for protection of air quality. These are preliminary values only. Values calculated using Model Toxics Control Act (MTCA) Equation 747-1 where the potable Method B groundwater cleanup level was used as C_w. Concentrations of hazardous substances in soil that meet the potable groundwater protection standard currently are considered sufficiently protective of the air pathway for unrestricted and industrial land uses.

[4]Soil cleanup levels for protection of surface water quality. These are preliminary values only. Values are calculated using MTCA Equation 747-1 where the groundwater cleanup level protective of surface water in this table was used as C_w.

[5]Cleanup level is based on standard MTCA Method B (unrestricted land use) values from the Cleanup and Risk Calculation tables. <https://fortress.wa.gov/ecy/clarc/Reporting/ChemicalQuery.aspx>

Farallon = Farallon Consulting, L.L.C.

PCE = tetrachloroethene

TCE = trichloroethene

APPENDIX A
REVISED DATA GAP MEMORANDUM FOR SITE UNIT 2

REMEDIAL INVESTIGATION DATA GAP RESOLUTION
SUMMARY REPORT
Capital Industries, Inc.
Site Unit 2
Seattle, Washington

Farallon PN: 457-007

FARALLON CONSULTING

Washington
Issaquah | Bellingham | Seattle

Oregon
Portland | Bend

California
Oakland | Sacramento | Irvine

T E C H N I C A L M E M O R A N D U M

TO: Ed Jones—Washington State Department of Ecology (by mail and e-mail)

cc: Art Brass Plating, Inc. and Aspect Consulting, LLC (by e-mail only)
Blaser Die Casting Co. and Pacific Groundwater Group (by e-mail only)
PSC Environmental Services, LLC and Pacific Crest Consulting, LLC (by e-mail only)
Capital Industries, Inc. (by mail and e-mail)

FROM: Farallon Consulting, L.L.C. and Pacific Groundwater Group

DATE: March 2, 2015

RE: **REVISED DATA GAP MEMORANDUM FOR SITE UNIT 2**
W4 JOINT DELIVERABLE
SEATTLE, WASHINGTON
FARALLON PN: 457-010
AGREED ORDER NO. DE 10402

Farallon Consulting, L.L.C. (Farallon) and Pacific Groundwater Group (PGG) have prepared this Revised Data Gap Memorandum for Site Unit 2 (SU2) on behalf of Capital Industries, Inc. (CI); Art Brass Plating, Inc.; Blaser Die Casting Co. (BDC); and PSC Environmental Services, LLC (PSC)[1] (collectively referred to herein as the West of 4th Group) in accordance with the requirements of Agreed Order No. DE 10402 entered into by the West of 4th Group and the Washington State Department of Ecology (Ecology) in April 2014 (Agreed Order), and the Washington State Model Toxics Control Act Cleanup Regulation, as established in Chapter 173-340 of the Washington Administrative Code (WAC 173-340).

The West of 4th Group Site (herein referred to as the Site) consists of Site Unit 1 (SU1) and SU2 as depicted on Figure 1 in Attachment A. The CI and BDC properties are located in SU2. The Art Brass Plating, Inc. property is located in SU1.

In its conditional acceptance letters of the CI and BDC Revised Remedial Investigation (RI) Reports, Ecology provided comments regarding data gaps for the RIs. Ecology defined data gaps as where "data is lacking" such as areas where concentrations of constituents of concern (COCs) are not completely defined with certainty, but did not necessarily require further investigation to proceed with a Feasibility Study (FS). Ecology also defined "data needs" as data gaps that in Ecology's opinion must be addressed to proceed with an FS.

The purpose of this Revised Data Gap Memorandum is to present the data gaps that represent potential data needs that require further investigation or pilot testing prior to preparation of the draft Cleanup Action Plan (dCAP). This Revised Data Gap Memorandum includes a discussion

[1] Burlington Environmental, LLC is a wholly-owned subsidiary of PSC Environmental Services, LLC which is a wholly-owned subsidiary of Stericycle Environmental Solutions, Inc., hereafter referred to in this document as "Stericycle."

of the RI data gaps, and presents a conceptual process and the timing for addressing data needs. This Revised Data Gap Memorandum also addresses Ecology comments presented in its letter dated December 12, 2014 regarding the initial Site Unit #2 FS Data Gaps Memorandum (Attachment B). The West of 4th Group and Ecology reached a resolution regarding remaining RI data gaps requiring further investigation during meetings held in February 2015. Specific details regarding addressing data needs will be presented to Ecology in a separate Work Plan(s) upon approval of this Data Gap Memorandum.

REMEDIAL INVESTIGATION DATA GAPS

The data gaps identified following completion of the RI for SU2 that will be addressed during the FS and prior to development of the dCAP are presented below by medium of concern. The sections that follow discuss the data gaps and data needs identified by Ecology following the RI and in the letter dated December 12, 2014 regarding the initial Site Unit #2 FS Data Gaps Memorandum.

Soil

Soil at and proximate to the BDC facility requires no further characterization to support evaluation of potential cleanup technologies and selection of a cleanup alternative. Therefore, there are no current data needs relating to the BDC facility that require further investigation for the FS or preparation of the dCAP.

Data gaps identified for CI include the following:

- **CI Plant 2—**Subsurface investigation work and sampling conducted following the reconstruction of Plant 2, the Plant 2 Canopy, and subsurface utilities did not identify an area of high concentrations of trichloroethene (TCE) or other halogenated volatile organic compounds (HVOCs) in soil that were indicative of a significant release. Nevertheless, the Water Table Interval groundwater data indicate that a source of TCE likely exists at the Plant 2 location. The specific location(s) of the source(s) of TCE affecting groundwater quality has not been confirmed by existing soil data, which represents a data gap.
- **CI Plant 4—**Prior subsurface investigation work identified a release of TCE and/or tetrachloroethene (PCE) near the southeastern portion of Plant 4. No interim action was performed due to the relatively low concentrations and limited distribution of HVOCs in soil, which suggested that a source control action was not necessary. However, air quality at buildings overlying and proximate to the soil contamination and resulting groundwater plume was investigated to evaluate the need for interim mitigation measures. The precise lateral and vertical distribution of PCE or TCE was not fully assessed during the RI, which represents a data gap.
- **East of CI Plant 4**—Results from the RI indicated that there was no known use of PCE at CI. Results from soil sampling conducted at Plant 4, and subsequent soil gas and indoor air sampling conducted at the buildings east of Plant 4 as part of the RI, indicated that a possible source of PCE and/or TCE may exist below or proximate to the Pacific

Food Systems North Building located adjacent to the northeastern portion of Plant 4 (Attachment A Figure 2). Although there is no known sources of PCE or TCE associated with operations conducted by the current building owner of Pacific Food Systems, prior owners and/or operators may have used these substances for maintenance and/or repairs associated with forklifts. Soil sampling east of Plant 4 to determine whether an alternative source of PCE and/or TCE exists has not been performed. The absence of soil data to determine whether a source of PCE and/or TCE exists east of Plant 4 represents a data gap.

The data gaps presented above represent data needs that must be resolved for evaluation of select cleanup technologies for the sources of COCs at SU2. CI will perform additional soil investigation at Plants 2 and 4, and the Pacific Food Systems areas prior to completing the Cleanup Alternatives Development Memorandum in June 2015. CI will develop a Work Plan(s) that include the details of the work elements that will be implemented prior to completion of the FS to resolve the data gaps presented above. The Work Plan(s) also will incorporate the data gaps presented in the sections below. The data gaps above will be revisited following completion of forthcoming Fate and Transport Summary Memoranda and Technology Screening Memoranda for the Site and SU2.

Groundwater

Data gaps for groundwater at SU2 include the following:

- Select areas within SU2 where the lateral and/or vertical limits of COCs in groundwater that exceed preliminary cleanup standards set forth in the Revised Preliminary Site Cleanup Standards Memorandum have not been adequately defined to support selection of appropriate remediation technologies or development of cleanup alternatives for the FS and dCAP
- Confirming that iron and manganese are not COCs for groundwater at the Site. Ongoing groundwater monitoring and sampling data at the Site and supplemental investigation work being conducted at SU1 will be used to confirm that iron and manganese are not COCs for the Site prior to completion of the FS.
- Evaluating the fate and transport of COCs in groundwater at SU2 to refine the selection of appropriate cleanup technologies and alternatives that will meet the cleanup objectives. This work will be completed by August 2015 per the Deliverable Management Plan schedule for the Agreed Order, and will be presented in Fate and Transport Summary Memoranda prepared for the Site and SU2.

In its December 12, 2014 letter regarding Site Unit #2 FS Data Gaps Memorandum (Attachment B), Ecology identified specific data gaps regarding the distribution of COCs in groundwater believed to be data needs for the FS. These data needs pertain to refinement of the distribution of COCs in the various groundwater intervals. The data gaps identified by Ecology were discussed with the West of 4th Group in February 2015. Following discussions with Ecology, the West of 4th Group agreed to address select data gaps representing potential data needs.

CI will install a deep monitoring well at or west of the CI-15 well cluster located west of the Olympic Medical Building on First Avenue South (Attachment A Figure 2). This monitoring well is necessary to provide supplemental data regarding the lower limit of vinyl chloride. The data obtained from the newly installed monitoring well combined with data from monitoring wells AB-CG-140-70, MW-25-75, MW-20-60, and CI-12-60 are anticipated to provide sufficient data regarding the distribution of vinyl chloride in the intermediate groundwater interval to support selection of remediation technologies and selection of an appropriate cleanup alternative for the FS and dCAP. Additional details regarding the specifics of the monitoring well installation will be provided in a forthcoming Work Plan for Ecology review.

BDC will install a monitoring well at or west of former boring BDC-9, located northeast of the Mead Street Building (Attachment A Figure 2). This monitoring well is necessary to provide current data regarding concentrations of HVOCs in the shallow groundwater interval down-gradient of the BDC property and to support selection of an appropriate cleanup alternative. The monitoring well will be installed in the shallow groundwater interval with a well screen set at 30 to 40 feet below ground surface to include a target interval between 37 and 40 feet below ground surface. Additional details regarding the specifics of the monitoring well installation will be communicated to Ecology separately by e-mail.

CI will inspect and evaluate monitoring well CG-141-50 during the March 2015 groundwater monitoring and sampling event. The groundwater analytical data collected since 2013 indicated that vinyl chloride concentrations have been either below or near the laboratory reporting limit. However, sampling events conducted between 2010 and 2012 indicated that vinyl chloride concentrations ranged from 72 to 110 micrograms per liter. Field sampling records indicated that prior samples were collected using standard low-flow sampling techniques, with the sampling intake of the dedicated sampling pump located approximately 3 feet above the well bottom. The depth of the well has been consistently approximately 49 feet below the top of the well casing depth, indicating that the monitoring well has been relatively free of silt accumulation.

Historical data at existing monitoring wells continue to indicate primarily stable to decreasing plume conditions throughout SU2 in response to ongoing biodegradation of PCE, TCE, and other HVOCs in groundwater. The ongoing groundwater sampling presented in the Revised Groundwater Monitoring Program Plan dated December 23, 2014 and conditionally approved by Ecology on December 30, 2014 will provide additional data regarding current groundwater quality and geochemistry necessary to support the FS work. Further, the Fate and Transport Summary Memoranda for the Site and SU2 also will be used to evaluate whether the data needs presented by Ecology require further investigation to support evaluation of a cleanup technology or successful application of a cleanup alternative.

Data needs for groundwater will be revisited following completion of forthcoming Technology Screening Memoranda. CI and BDC will present Ecology with preferred technologies for groundwater cleanup in SU2, and will identify data gaps that represent data needs for successful implementation of a preferred technology.

At this time, monitored natural attenuation is being considered as a prospective groundwater cleanup technology and a component of cleanup alternatives for the FS. Enhanced natural attenuation technologies also are being considered to accelerate cleanup of groundwater. These technologies include biostimulation, which consists of injecting into the groundwater zone an amendment that will accelerate the growth of indigenous bacteria currently biodegrading HVOCs in groundwater, and bioaugmentation, which consists of injecting bacteria known to biodegrade HVOCs in groundwater. Bioaugmentation would be considered if indigenous bacteria cannot be induced to grow in sufficient numbers via biostimulation alone, or as a possible stand-alone technology to enhance ongoing biodegradation of HVOCs present in groundwater. Refining the details regarding application of enhanced natural attenuation technologies at SU2 would require time beyond the June 2015 completion of the Cleanup Alternatives Development Memorandum. Examples of data needs for application of this type of technology include selection of an appropriate biostimulation amendment, injection pilot tests of a selected amendment(s) to evaluate the radius of influence/volume and the concentration of the amendment necessary to achieve a cleanup objective, and evaluation of whether biostimulation or bioaugmentation alone is sufficient to meet a cleanup objective. Acquiring this information could be completed prior to initiating the dCAP in July 2016. Discussions with Ecology regarding development of a Work Plan to evaluate enhanced natural attenuation technologies will occur following approval of this Revised Data Gap Memorandum.

Air

Ongoing air quality assessment work is presented in the Revised Vapor Intrusion Investigation Assessment, Monitoring, and Mitigation Plan Technical Memorandum dated February 2, 2015 and conditionally approved by Ecology on February 5, 2015. This work includes ongoing Tier 1 through Tier 3 Assessments that will be performed throughout the approval of the dCAP as ongoing interim action work. The results from ongoing Tier 1 through Tier 3 Assessments will be used to facilitate selection of cleanup technologies and selection of cleanup alternatives for soil and groundwater that will also result in elimination of air pathway exposure risk at SU2.

BDC has identified immediate data needs regarding Tier 3 Assessment work at the BDC property and the 300 South Orcas Street Property. BDC is providing Ecology with Work Plans that present the details of the Tier 3 Assessment Work and how the data collected will be used for the purpose of supporting the FS and dCAP process. Similarly, CI is performing additional Tier 3 Assessment Work at two offices at the CI property, at the Mobile Crane office south of Plant 2, and at the Pacific Food Systems South Building east of Plant 4. Work Plans are being prepared by CI for Ecology review.

Utilities

The utilities in the SU2 area were not fully mapped during the RI work. Ecology stated that the utilities with the potential to represent preferential pathways for soil gas and/or groundwater transport represent data needs for the FS. CI will complete identification of existing utilities, and will include the depths of utilities and trenches, the types and diameters of piping, and the trenching backfill types where the information is readily available. The information will be

presented on a figure showing SU2, and will be included in the SU2 Fate and Transport Modeling Memorandum.

The data gaps and data needs discussed herein are identified as those necessary to complete the FS and support preparation of the dCAP. Work Plans will be submitted for Ecology review investigation work described in this document is implemented.

Attachments: Attachment A, Figures
Attachment B, Ecology Comments Regarding Site Unit #2 FS Data Gaps Memorandum

JK:bjj

ATTACHMENT A
FIGURES

REVISED DATA GAP MEMORANDUM
FOR SITE UNIT 2
W4 Joint Deliverable
Seattle, Washington

Farallon PN: 457-010

Site Diagram

Seattle, Washington

Aspect CONSULTING	MAR-2014	BY: PPW	FIGURE: 1
	PROJECT NO. 050067	REV BY: PPW	

GIS Path: T:\projects_8\Artbrass\FS\Delivered\DataGaps\IP2014\Fig 1 Site Diagram.mxd || Coordinate System: NAD83 HARN Washington North || Date Saved: 3/27/2014 || User: pwitman || Print Date: 10/10/2014

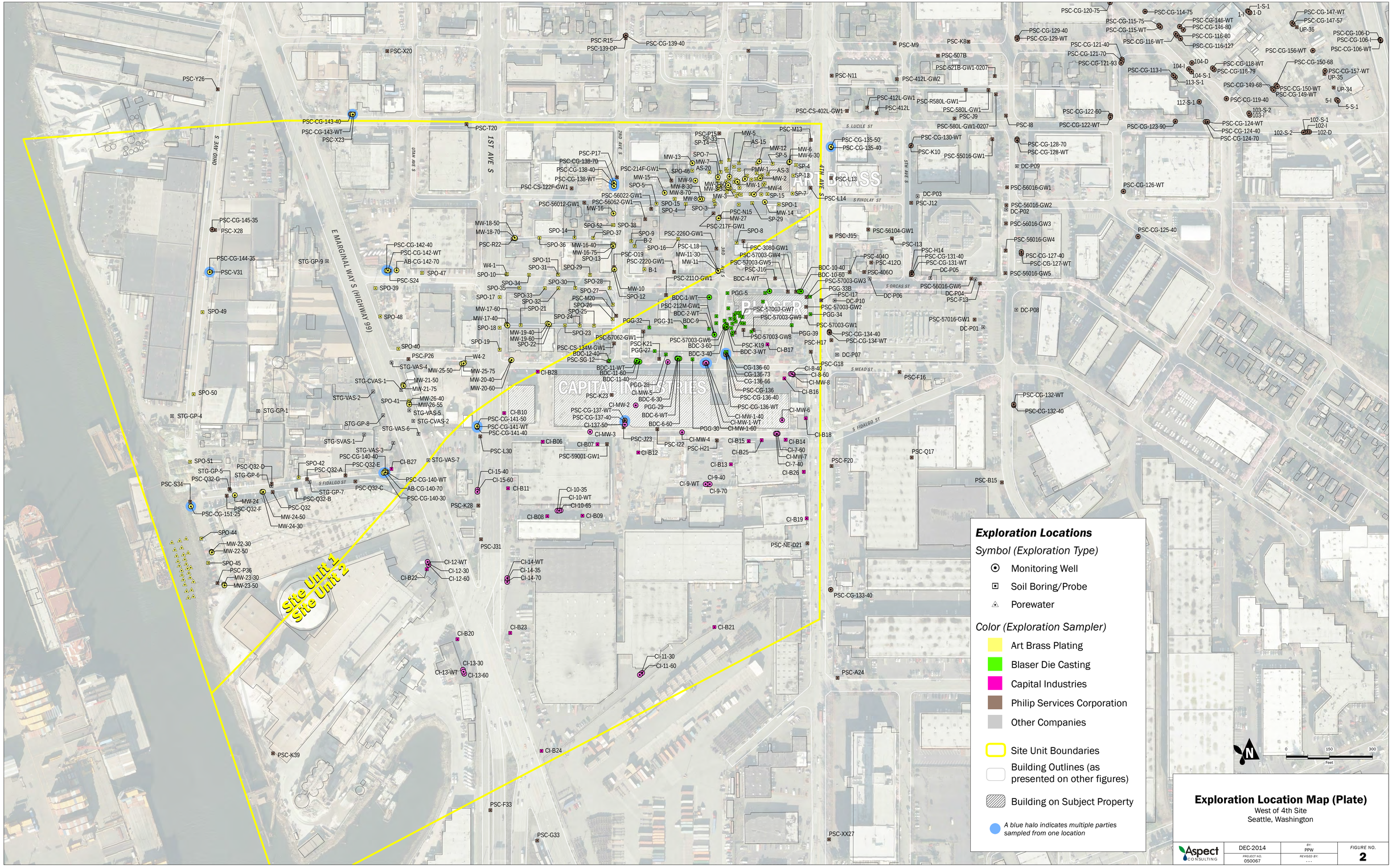

Exploration Locations

Symbol (Exploration Type)

- Monitoring Well
- Soil Boring/Probe
- Porewater

Color (Exploration Sampler)

- Art Brass Plating
- Blaser Die Casting
- Capital Industries
- Philip Services Corporation
- Other Companies

- Site Unit Boundaries
- Building Outlines (as presented on other figures)
- Building on Subject Property

A blue halo indicates multiple parties sampled from one location

Exploration Location Map (Plate)

West of 4th Site
Seattle, Washington

Aspect Consulting	DEC-2014	BY: PPW	FIGURE NO. 2
	PROJECT NO. 050067	REVISED BY: ---	

ATTACHMENT B
ECOLOGY COMMENTS REGARDING SITE UNIT #2 FS DATA GAPS MEMORANDUM

REVISED DATA GAP MEMORANDUM
FOR SITE UNIT 2
W4 Joint Deliverable
Seattle, Washington

Farallon PN: 457-010

STATE OF WASHINGTON
DEPARTMENT OF ECOLOGY
Northwest Regional Office • 3190 160th Ave SE • Bellevue, WA 98008-5452 • 425-649-7000
711 for Washington Relay Service • Persons with a speech disability can call 877-833-6341

December 12, 2014

Ms. Dana Cannon
West of 4th Project Coordinator
Aspect Consulting
401 2nd Ave S, Suite 201
Seattle, WA 98104

Re: **West of 4th Site - Agreed Order #DE 10402**
Site Unit #2 FS Data Gaps Memorandum

Dear Ms. Cannon:

On November 20, 2014, the Washington State Department of Ecology (Ecology) received an emailed copy of the draft West of 4th *Site Unit #2 Data Gaps Memorandum*. The draft Memorandum is a required FS deliverable of the West of 4th Agreed Order (AO). Thank you for submitting the document.

As noted in our enclosed comments, the copy of the draft Site Unit #2 (SU2) Data Gaps Memorandum submitted to Ecology is, essentially, two documents: a Blaser Die Casting data gaps memorandum and a Capital Industries data gaps memorandum. Ecology realizes that multiple environmental consultants worked on the draft SU2 Memorandum, and these consultants represent different PLPs. We have no objection to this; nor do we object to the consultants limiting their work product to identifying data gaps specific to their respective clients. However, when the PLP Group tasks multiple consultants to prepare deliverables required by the Order, the documents submitted for Ecology approval cannot simply be compilations (or "combinations") of work product produced separately by different consultants representing different PLP-clients. They must clearly be West of 4th documents, with content representing the entire PLP Group. Ecology's interest is in FS data gaps associated with SU2, not SU2's individual PLPs, and this is the purpose of the document required by the Agreed Order. Compilation of work product generated by specific PLPs, and subsequent integration of that work product to form a single, 4-PLP document, must occur **before** the deliverable is submitted for our approval.

The West of 4th feasibility study (FS) will be identifying and evaluating cleanup options for the purpose of selecting a set of site cleanup actions that can ultimately be implemented to achieve remedial action objectives. The data needed to perform this work – beyond the information already obtained during remedial investigations (RIs) to generally characterize site contamination and assess potential risks to human health and the environment – are to some degree dependent on what those remedial action objectives are. For example, the data needed to evaluate capping as a means of protecting groundwater quality from residual soil contamination are likely to be different than those associated with an alternative relying on in situ treatment or excavation. When post-RI data are needed may also depend on the remedial action objective being addressed and cleanup technology evaluated. That is, for some objectives and technologies, certain data may be needed to effectively evaluate a cleanup option and determine if it should be selected. Whereas for other technologies, additional data needs are more likely to be related to post-FS design phases, or even post-design implementation phase(s). Data needs may also differ depending on where the point of compliance is located. Attaining cleanup levels at a standard Point of

Compliance (as a remedial action objective) may require different data/information than reaching these levels only at a conditional or area-wide Point of Compliance.[1]

Ecology includes these remarks to preface the comments we have included in Enclosures A and B. Specific remedial action objectives and points of compliance have yet to be developed for the West of 4th site. Our review of the draft Memorandum and the comments we have prepared are therefore based on: a) our reviews of the October 2014 draft W4 Site Conceptual Model tech memo and draft W4 2015/2016 Groundwater Monitoring Program Plan; b) our reviews of the 2012 Capital Industries and Blaser Die Casting RI Reports, c) our reviews of groundwater monitoring data and other information submitted to Ecology in 2013 and 2014, and d) the general needs and expectations established by regulation for a site FS and selected cleanup action (in WAC 173-340-350, -360, and -370). As the FS period progresses and there is more certainty about likely remedial action objectives, points of compliance, fate and transport modeling objectives, modeling results, etc., the parties should revisit both the SU1 and SU2 data gap analyses.

Ecology's more general and comprehensive comments on the Memorandum are provided in Enclosure A. Enclosure B contains a hardcopy of the redlined Ecology comments emailed to the PLPs today.

Within forty-five (45) days, please submit a revised Site Unit #2 Data Gaps Memorandum that satisfactorily addresses the comments in Enclosures A and B. If you have any questions about today's letter, or wish to schedule a meeting or call to discuss Ecology's comments, please contact me at either (425) 649-4449 or ejon461@ecy.wa.gov.

Sincerely,

Ed Jones
Environmental Engineer
Hazardous Waste and Toxics Reduction Program

Enclosures
By certified mail: 7013 2250 0000 3614 6628

cc: Jeff Kaspar/Peter Jewett, Farallon
Janet Knox, PGG
William Carroll, PCE
Doug Hillman, Aspect
William Beck, PSC
Tong Li, GWS
Nels Johnson, AAG
William Joyce, SJZ
Peter Hapke, ALG (electronic)
Marlys Palumbo, VNF
Donald Verfurth, G&R
Ronald Taylor, CI
Pamela Bridgen, EI
Central Files
PLPs' W4 repository

[1] Though it is possible that the *justification* for establishing a conditional Point of Compliance, or a particular conditional Point of Compliance, may require the collection of new (post-RI) data.

ENCLOSURE A

West of 4th Site
Draft Site Unit #2 Data Gaps Memorandum
Ecology Comments

COMMENTS

1. The draft SU2 Data Gaps Memorandum is, essentially, two documents: a Blaser Die Casting data gaps memorandum and a Capital Industries data gaps memorandum. As we noted last July in comments on the Deliverable Management Plan, while there are multiple source areas within SU2 and the discussion of data gaps can refer to these individual source areas (as needed), we expect the Data Gaps Memorandum to also focus on the site unit as a whole.

   Perhaps the PLPs believe that the sum of the two parts (identifying Blaser Die Casting data gaps and Capital Industries data gaps separately) constitutes the SU2 whole. But in Ecology's opinion this can only be demonstrated by viewing the site unit comprehensively and then deciding if:
   (1) there are additional FS data needs for the SU that have not been identified by focusing on the two PLP properties separately; or,
   (2) there are different FS data needs for the SU (as a whole) than those identified by focusing separately on the two PLP properties. There may, for example, be FS data needs identified by and for one of the PLPs (separately) that, when viewed from the SU (or site) perspective, are not data needs.

   The revised SU2 Data Gaps Memorandum should be structured as follows:

   Contaminated SU2 Soils
   - specific FS data gaps and data needs, if any, should be identified for the two primary areas of contamination: a) soil contamination at and near the Blaser Die Casting property, and b) soil contamination at and near the Capital Industries property.

   SU2 Groundwater
   - SU2 data needs associated with groundwater contamination should be differentiated based on location and depth. But for the purposes of identifying data gaps, groundwater contamination at particular locations and depths should not be linked to any particular PLP's source area or releases **unless this linkage is critical for determining the specific type of data needed**.

   SU2 Surface Water
   - FS data gaps and possible data needs should be discussed as they relate to potential Duwamish Waterway impacts caused by discharging SU2 groundwater.

SU2 Indoor Air (potentially contaminated via vapor intrusion)

- SU2 FS data needs associated with soil gas and/or indoor air contamination should be identified and differentiated based on location.

SU2 FS data needs should, per media and location, be differentiated on the basis of the exposure pathways of concern, and specific FS objectives or preliminary remedial action objectives.[2] Capital Industries- and Blaser Die Casting-specific memoranda, or deliverables prepared for them by their consultants (such as those included in the draft document), should not be included in the revised SU2 Memorandum.

2. Contaminated SU2 soils: The PLPs state that the FS will be evaluating cleanup technologies for contaminated soils at and near the Capital Industries and Blaser Die Casting properties. No soil sampling is proposed at this time, but the need for such sampling (at least at/near the Capital Industries property) will be revisited after preparing the SU2 Fate and Transport tech memo. Ecology agrees that soil characterization efforts at and near the Blaser Die Casting property appear adequate for the purpose of identifying potential cleanup technologies and may also be adequate for developing and evaluating cleanup options.

   The limited degree of soil characterization performed at and near the Capital Industries property is likely sufficient for identifying potential cleanup technologies. However, prior to completion of the Capital Industries RI (and even prior to preparation of the 2012 revised RI Report) Ecology notified the PLPs that in our view there is considerable uncertainty regarding the nature and extent of soil contamination at and near Plants 2 and 4.[3] This remains our position.

   There has only been one soil sample collected from beneath Plant 2 as part of RI-related activities (location ECS33). More sampling was performed within the Plant 2 canopy area (four locations: 35 through 37 and B2). COC levels at these locations were low and often not detectable. Plant 2, however, covers a large area and the nature, extent, and degree of soil contamination remains, in Ecology's opinion, unknown – except at location ECS33. If the PLPs do not believe soil-related data gaps at Plant 2 constitute FS *data needs*, the revised SU2 Data Gaps Memorandum must then discuss how the significant uncertainty associated with soil COC levels in this area will handled later, during identification of remediation technologies, development of cleanup alternatives, and evaluation of alternatives. Ecology cannot approve a Data Gaps Memorandum that lacks a clear description of how these efforts will proceed, and be successful, in the absence of additional Plant 2 soil data.

   Soils have been sampled at several locations below or close to Plant 4. Two samples were located within the building's footprint and five more were collected immediately east. Most samples did not contain TCE or PCE above preliminary soil cleanup levels.

---

[2] The latter two (objectives) commonly embody, or refer to, one or more exposure pathways of concern.

[3] Please see Ecology's December 2012 comments on the revised Capital Industries RI Report (comments 16-20, 48, 22-26, 94, 139) and our 2011 comment letter responding to the company's draft RI Report (comment 15, e.g.)

However, preliminary TCE and PCE cleanup levels were exceeded at soil sampling location MW6, one of the two locations within the building's footprint.[4]

As Ecology has remarked in the past, data gaps are apparent:

- below the east side of the Plant 4 building, south and north of MW-6/ECS28;
- below the south side of the Plant 4 building;
- East of Plant 4 below buildings where soil gas PCE and TCE have been elevated. The subsurface source of this soil gas contamination is not known; nor is the nature and extent of this source of contamination); and,
- at locations south of ECS 28/38 and east of MW7.

These gaps are also, in our opinion, FS data needs. The revised SU2 Data Gaps Memorandum must identify Plant 4-related data gaps and discuss how the PLPs will proceed to fill those data needs required for developing and evaluating effective cleanup alternatives.

In addition, Ecology's 2012 comments on the Capital Industries RI Report included remarks concerning subsurface utility lines that may potentially act as soil gas or shallow groundwater conduits (preferential pathways). Although Capital Industries' Report attempted to show the locations of utility lines in the company's RI area of investigation, Ecology noted that the information submitted needed to be better formatted, and enhanced, to provide a more reviewable depiction of possible preferential pathways. The revised SU2 Data Gaps Memorandum should contain the information requested in our 2012 comments for the SU2 area.

3. SU2 Groundwater: The November 20 draft memoranda state that groundwater-related data gaps will be filled as proposed in the PLPs' West of 4th Groundwater Monitoring Program Plan. The PLPs also intend to perform groundwater fate and transport modeling during the early part of the FS to help fill informational needs and facilitate the identification of potential remedial technologies. Ecology's comments on the draft West of 4th Groundwater Monitoring Program Plan were provided to the PLPs last month and have not been repeated here.[5] SU2 FS modeling plans have yet to be submitted.

   Based on the RI and post-RI documents submitted to date, Ecology identified the following additional groundwater-related data gaps that we believe are also FS data needs:

   Water Table zone:
   - Current TCE and vinyl chloride concentrations below the (202) Mead St building/property (the TCE preliminary CUL has been exceeded at direct push point BDC-9WT and at BDC6WT).
   - Current TCE levels downgradient of BDC6-WT and CI-MW5 (at/near CI-MW2).

[4] Figures in the PLPs' draft Site Conceptual Model tech memo show locations where soils beneath and near Plant 4 were sampled. On the TCE-specific figures, however, most of these sampling locations are not shown. It is unclear why this is the case, since TCE was an analyte and Capital Industries reported TCE results in their RI Report.
[5] A revision of the W4 Groundwater Monitoring Program Plan is due to Ecology in late December.

- SU2 subsurface utility-line information (types of conveyances; locations, both areally and vertically; bedding materials; etc.). Please see Comment #2 above.

Shallow zone:

- Current vinyl chloride concentrations downgradient and to the east/NE of CG-141. In the downgradient direction it appears that current data are needed near 140 (in SU1) from depths between 30' and 60' bgs.
- Current TCE and vinyl chloride concentrations below the (202) Mead St building/property (vinyl chloride levels in the shallow zone at BDC DP 9-40 ranged from 19 to 120 µg/l in 2009; vinyl chloride levels in the shallow zone at BDC PGG-27-30 were 120 µg/l in 2007).

Intermediate zone:

- Current vinyl chloride data at depth at/near the MW-2 location to provide intermediate zone concentrations and vertically bound the contamination.
- Vinyl chloride data to vertically bound the contamination detected at CG-141 (100 µg/l of vinyl chloride was measured at 141-50 in late 2011; at DP point B10, nearby, 50 µg/l of vinyl chloride was detected at 60' in 2008).
- Current vinyl chloride data west of CI-15 and at depth to vertically bound the contamination at this location (well 140-70 is WNW of 15-60; vinyl chloride concentrations at 15-60 (the deepest well in the cluster) have been elevated: 80-120 µg/l in 2011 and 72 µg/l in 2014).
- Current vinyl chloride data downgradient of B4/MW-4 (there are no intermediate zone wells at MW-4 or at locations downgradient, until CI-1-65 – about 500' away).

The revised SU2 Data Gaps Memorandum must identify the groundwater-related data gaps described above and discuss how the PLPs will proceed to fill data needs required for developing and evaluating effective cleanup alternatives. In addition, at the time the PLPs prepare SU2 modeling plans, the question of SU2 data needs should be revisited. There may be new data, for example, that should (or could) be collected to improve modeling input, reduce modeling uncertainty, or better verify certain modeling assumptions and/or results. SU2 groundwater-related data needs should again be revisited: a) after the modeling results are reported (as the draft Memorandum has proposed), and b) once the PLPs have formulated specific SU2 remedial action objectives and proposed a site groundwater Point of Compliance.

4. SU2 Indoor Air: The draft SU2 memoranda identify two vapor intrusion-related data needs:
   - New indoor air sampling information from spaces within the Blaser Die Casting "office and Mead St. buildings."
   - New soil gas sampling information from locations approaching the 300 S. Orcas St. residence.

   If the PLPs have not sampled indoor air within the Blaser Die Casting building since 2012, or have not sampled sub-slab soil gas, Ecology agrees that this sampling should be conducted this winter. Prior to sampling, the PLPs should submit a brief SAP for Ecology's review and approval.

If the PLPs have not sampled soil gas north of the Blaser Die Casting property in areas approaching or on the 300 S. Orcas St. property, we also agree that this sampling should be conducted as soon as possible. Prior to sampling, the PLPs should submit a brief SAP for Ecology's review and approval.

The November 20 Capital Industries memorandum does not mention data needs associated with vapor intrusion (VI). However, elevated soil gas concentrations have been detected below two buildings immediately east of Plant 4. Indoor air VOC levels in one of these buildings are also elevated, and the building is currently in the process of being mitigated. The subsurface source of the high soil gas concentrations has not been identified, and there are multiple possibilities (for example, the source could be contaminated soils on Capital Industries' property, contaminated soils east of Capital Industries' property, contaminated groundwater beneath the two buildings, or combinations of one or more of these sources). Since the subsurface source has not been identified, we do not know if the RI's characterization of soil and groundwater contamination in this area is adequate. Nor, in Ecology's opinion, does it appear that there is enough information to identify potential remedial technologies, develop remedial alternatives, and evaluate remedial alternatives during the FS.[6] The revised SU2 Data Gaps Memorandum must therefore propose FS investigations to fill the "VI source" data needs discussed above.

The November 20 Memorandum was submitted in advance of the draft W4 VIAMM Plan. It is possible, then, that the draft or final versions of the VIAMM Plan will identify VI-related data gaps/needs in addition to those discussed in the SU2 memorandum or Ecology's comments above.

5. Attachment C. The primary purpose of Ecology's 2011 data gap comments on the Capital Industries and Blaser Die Casting RI Reports, and the subsequent PLPs' 2011 data gap analyses, was to identify data needs for finishing the RIs and preparing approvable RI Reports. The PLPs are now conducting a W4 FS. While many of the data gaps identified by Ecology and/or the PLPs in late 2011 remain data gaps (i.e., they were not considered pieces of information needed to complete the RI phase, but would be valuable information during the FS or later cleanup stages), the SU2 Data Gaps Memorandum's task is to identify the apparent data gaps existing now (2014), discuss them, and then – based on the information needed for the FS tasks to come – decide which data must be obtained in 2015, or later. The list of data gaps prepared three years ago was unable to consider 2012 through 2014 groundwater monitoring results; nor was it able to assess potential data needs based on W4 preliminary media cleanup levels, which only became available earlier this year. The 2011 data gap analysis tables (such as the table in Appendix C) are therefore not needed in the revised Memorandum unless the PLPs choose to update and modify them to help perform the FS analysis required by Task I.1.g in the AO's SOW.

6. Sources of SU2 contamination. During their RIs both Capital Industries and Blaser Die Casting submitted documents to Ecology that speculated on the possibility that solvents or other materials containing PCE or TCE may have been released at other properties

[6] Mitigation is being conducted at one of the buildings as an interim action. The FS must evaluate longer-term cleanup options that, once implemented, will effectively address the subsurface source.

located west of 4th Ave. S.[7] In each case, Ecology's response was that insufficient information was available for the State to conclude that such releases likely occurred. The draft SU2 Data Gaps Memorandum does not appear to propose new data collection for determining if additional PLPs should be identified for the W4 site, and in the comments above, with one exception, Ecology has not requested that the PLPs identify data gaps or needs for this purpose.[8] In the absence of collecting this additional information during the FS, however, the W4 PLPs should realize that the FS Report authors must then assume – for the purposes of evaluating cleanup options and selecting a preferred option – that the sources of W4 contamination being addressed under the AO are either legally attributable to one or more of the four PLPs or are due to background conditions (e.g., "natural" levels of metals).

[7] I.e., at properties other than their own, the Art Brass Plating property, and PSC's Georgetown facility.
[8] The partial exception to this is our request that the PLPs identify the source of elevated soil gas east of Plant 4.

ENCLOSURE B

West of 4th Site
Draft Site Unit #2 Data Gaps Memorandum
Ecology Redline

ATTACHMENT D

ECOLOGY LETTER REGARDING REVISED REMEDIAL INVESTIGATION REPORT~~ECOLOGY LETTER REGARDING REVISED REMEDIAL INVESTIGATION REPORT~~

Formatted: Font: 14 pt

DRAFT DATA GAP MEMORANDUM FOR ~~DRAFT DATA GAP MEMORANDUM FOR CAPITAL INDUSTRIES, INC.~~

Formatted: Font: 14 pt, Not Bold, All caps

W4 Joint Deliverable~~W4 Joint Deliverable~~

Formatted: Font: 14 pt, Not Bold, Not All caps

Seattle, Washington~~Seattle, Washington~~

Formatted: Font: 14 pt, Not Bold, Not All caps

Farallon PN: 457-010~~457-010~~

Formatted: Font: 14 pt, Not Bold, Not All caps

ATTACHMENT C

REMEDIAL INVESTIGATION, APPENDIX C – DATA GAP ANALYSIS~~REMEDIAL INVESTIGATION, APPENDIX C – DATA GAP ANALYSIS~~

DRAFT DATA GAP MEMORANDUM FOR ~~DRAFT DATA GAP MEMORANDUM FOR CAPITAL INDUSTRIES, INC.~~

W4 Joint Deliverable~~W4 Joint Deliverable~~

Seattle, Washington~~Seattle, Washington~~

Farallon PN: 457-010~~457-010~~

Formatted: Font: 14 pt

Comment [e7]: Need not be included in the revised Memorandum, unless the PLPs want to modify the tables for FS purposes.

Formatted: Font: 14 pt, Not Bold, All caps

Formatted: Font: 14 pt, Not Bold, Not All caps

Formatted: Font: 14 pt, Not Bold, Not All caps

Formatted: Font: 14 pt, Not Bold, Not All caps

ATTACHMENT B

DRAFT DATA GAP MEMORANDUM FOR BLASER DIE CASTING CO.~~**DRAFT DATA GAP MEMORANDUM FOR BLASER DIE CASTING CO.**~~

DRAFT DATA GAP MEMORANDUM FOR ~~DRAFT DATA GAP MEMORANDUM FOR CAPITAL INDUSTRIES, INC.~~

W4 Joint Deliverable~~W4 Joint Deliverable~~

Seattle, Washington~~Seattle, Washington~~

Farallon PN: 457-010~~457-010~~

Formatted: Font: 14 pt

Comment [e6]: Integrate PGG data gap analysis into text of the revised memorandum.

Formatted: Font: 14 pt, Not Bold, All caps

Formatted: Font: 14 pt, Not Bold, Not All caps

Formatted: Font: 14 pt, Not Bold, Not All caps

Formatted: Font: 14 pt, Not Bold, Not All caps

ATTACHMENT A

ASPECT CONSULTING FIGURE 1, SITE DIAGRAM~~ASPECT CONSULTING FIGURE 1, SITE DIAGRAM~~

DRAFT DATA GAP MEMORANDUM FOR ~~DRAFT DATA GAP MEMORANDUM FOR CAPITAL INDUSTRIES, INC.~~

W4 Joint Deliverable~~W4 Joint Deliverable~~

Seattle, Washington~~Seattle, Washington~~

Farallon PN: 457-010~~457-010~~

Formatted: Font: 14 pt

Formatted: Font: 14 pt, Not Italic

Formatted: Font: 14 pt, Not Bold, All caps

Formatted: Font: 14 pt, Not Bold, Not All caps

Formatted: Font: 14 pt, Not Bold, Not All caps

Formatted: Font: 14 pt, Not Bold, Not All caps

Attachments: Attachment A, Aspect Consulting Figure 1, *Site Diagram*
Attachment B, Draft Data Gap Memorandum for Blaser Die Casting Co.
Attachment C, Remedial Investigation, Appendix C – Data Gap Analysis
Attachment D, Ecology Letter Regarding Revised Remedial Investigation Report

JK:bw

herein represent the additional data requirements to evaluate technically feasible cleanup technologies and select a cleanup alternative during completion of the FS.

REMEDIAL INVESTIGATION DATA GAPS

The data gaps that will be addressed during the FS process include the following:

Comment [e3]: Please see our comments in Enclosure A regarding SU2 data gap organization/presentation.

- Evaluating where constituents of concern (COCs) in soil exceed preliminary cleanup standards set forth in the Revised Preliminary Site Cleanup Standards Memorandum dated September 12, 2014, and conditionally approved on September 17, 2014, ~~prepared by Farallon~~. Cleanup technologies and an appropriate cleanup alternative for soils in SU2~~at CI~~ will be evaluated following completion of the forthcoming Site Conceptual Model Technical Memorandum and Fate and Transport Summary Memoranda for the Site and SU2. No further sampling is necessary at this time but this data gap will be revisited following completion of the memoranda above if insufficient data are available to support selection of a cleanup alternative.

Comment [e4]: Please see our comments regarding soil-related data needs.

- Evaluating where COCs in groundwater within SU2 exceed preliminary cleanup standards set forth in the Revised Preliminary Site Cleanup Standards Memorandum. Cleanup technologies and an appropriate cleanup alternative for groundwater will be evaluated following completion of the forthcoming Site Conceptual Model Technical Memorandum and Fate and Transport Summary Memoranda for the Site and SU2. Post-RI groundwater monitoring and sampling data for COCs and geochemistry, as defined in the forthcoming Groundwater Monitoring Program Plan to be finalized in January 2015, are being collected at SU1 and SU2 through completion of the FS to facilitate cleanup technology and alternative evaluation.
- Confirming that iron and manganese are not COCs for groundwater at the Site. Ongoing groundwater monitoring and sampling data at the Site and PSC, and supplemental investigation work at SU1 will be used to evaluate whether iron and manganese will be retained as COCs for the Site prior to completion of the FS.
- Evaluating fate and transport of COCs in groundwater at SU2. This work will be completed by August 2015 per the Deliverable Management Plan schedule for the Agreed Order and presented in Fate and Transport Summary Memoranda for the Site and SU2. Understanding the fate and transport of COCs will facilitate screening of appropriate technologies and target areas within SU2 where the final cleanup standards, which will be presented in the Draft Cleanup Action Plan, are or may be exceeded.

The data gaps above are identified as necessary to complete the FS. However, the need for supplemental investigation or feasibility testing work may be revisited if required to refine the implementation of technologies selected for the cleanup alternative(s). Ecology will be notified of the intent to perform supplemental investigation or feasibility testing work. A work plan will be submitted for Ecology review prior to implementing such work. At this time, ~~Farallon~~ the W4 PLP Group anticipates that a determination will be made regarding additional work needed to address the data gaps herein following completion of the Fate and Transport Summary Memoranda for the Site.

Comment [e5]: Please see our additional comments about SU2 data needs in Enclosure B of the comment letter.

FARALLON CONSULTING

Washington
Issaquah | Bellingham | Seattle

Oregon
Portland

California
Oakland | Sacramento

DRAFT – Issued for Agency Review

TECHNICAL MEMORANDUM

TO: Ed Jones—Washington State Department of Ecology (by mail and e-mail)

cc: Art Brass Plating, Inc. and Aspect Consulting, LLC (by e-mail only)
Blaser Die Casting Co. and Pacific Groundwater Group (by e-mail only)
PSC Environmental Services, LLC and Pacific Crest Consulting, LLC (by e-mail only)
Capital Industries, Inc. (by mail and e-mail)

FROM: Farallon Consulting, L.L.C

Comment [e1]: I have not redlined the PGG Memo. As discussed in our comment letter, there should be a single W4 SU2 Memo. The PLPs will need to integrate input received from individual PLP consultants.

DATE: November 20, 2014

RE: **DRAFT DATA GAP MEMORANDUM FOR ~~CAPITAL INDUSTRIES, INC.~~ SITE UNIT #2**
W4 JOINT DELIVERABLE
SEATTLE, WASHINGTON
FARALLON PN: 457-010
AGREED ORDER NO. DE 10402

Farallon Consulting, L.L.C. (Farallon) has prepared this Draft Data Gap Memorandum ~~for Capital Industries~~ (Data Gap Memorandum) on behalf of Capital Industries, Inc. (CI); Art Brass Plating, Inc.; Blaser Die Casting Co.; and PSC Environmental Services, LLC (PSC) (collectively referred to herein as the West of 4th Group) in accordance with the requirements of Agreed Order No. DE 10402 entered into by the West of 4th Group and the Washington State Department of Ecology (Ecology) in April 2014 (Agreed Order), and the Washington State Model Toxics Control Act Cleanup Regulation, as established in Chapter 173-340 of the Washington Administrative Code (WAC 173-340).

~~This Data Gap Memorandum is applicable to the Capital Industries facility (herein referred to as CI) located within the West of 4th Site (herein referred to as the Site) (Figure 1, Attachment A).~~ The West of 4th Site (herein referred to as the Site)~~)Site~~ consists of Site Unit 1 (SU1) and Site Unit 2 (SU2) as depicted on Figure 1, Attachment A. The Capital Industries (herein referred to as CI)~~CI~~ and Blaser Die Casting Co. properties are located in SU2. ~~Blaser Die Casting Co. has prepared a separate memorandum regarding resolution of similar data gaps, which been included in Attachment B. The combination of this Data Gap Memorandum and the memorandum by Blaser Die Casting Co. represents the Data Gap Memorandum for SU2 required under the Agreed Order~~.

The CI Revised Remedial Investigation (RI) Report included Appendix C, Data Gap Analysis that summarized potential data gaps following completion of the RI and actions necessary to address the potential data gaps. A copy of the Data Gap Analysis is included in Attachment C. In the conditional acceptance of the Capital Industries and Blaser Die Casting RIs, ~~the~~ Ecology provided comments regarding the RIs' ~~d~~Data ~~g~~Gap ~~a~~Analyseis, which are included in Attachment D. The purpose of this SU2 Data Gap Memorandum is to identify the data gaps that will be addressed during completion of the Feasibility Study (FS) process presented in the Agreed Order. The data gaps

Comment [e2]: Please see our comment letter. The 2011 data gap analyses need not be included in the revised Memorandum (unless the PLPs want to modify it for FS purposes).

APPENDIX B
GROUNDWATER MONITORING WELL INSTALLATION AND SAMPLING PLAN

REMEDIAL INVESTIGATION DATA GAP RESOLUTION
SUMMARY REPORT
Capital Industries, Inc.
Site Unit 2
Seattle, Washington

Farallon PN: 457-007

GROUNDWATER MONITORING WELL INSTALLATION AND SAMPLING PLAN

SITE UNIT 2 DATA GAP RESOLUTION
SEATTLE, WASHINGTON

Submitted by:
Farallon Consulting, L.L.C.
975 5th Avenue Northwest
Issaquah, Washington 98027

Farallon PN: 457-007

For:
Capital Industries, Inc.
5801 Third Avenue South
Seattle, Washington

May 21, 2015

Prepared by:

Jeffrey Kaspar, L.G., L.H.G.
Principal Geologist

Reviewed by:

Peter Jewett, L.G., L.E.G.
Principal

TABLE OF CONTENTS

1.0 INTRODUCTION..... 1-1

2.0 BACKGROUND 2-1

3.0 SCOPE OF WORK..... 3-1
3.1 MONITORING WELL INSTALLATION..... 3-1
3.2 GROUNDWATER MONITORING AND SAMPLING 3-3
3.3 DATA EVALUATION AND REPORTING 3-5

4.0 SCHEDULE..... 4-1

5.0 LIMITATIONS.....2

FIGURES

Figure 1 *Site Diagram*

Figure 2 *Site Unit 2 Groundwater Monitoring Well Locations*

1.0 INTRODUCTION

Farallon Consulting, L.L.C. (Farallon) has prepared this Groundwater Monitoring Well Installation and Sampling Plan (Work Plan) on behalf of Art Brass Plating, Inc. (ABP); Blaser Die Casting Co. (BDC); Capital Industries, Inc. (CI); and PSC Environmental Services, LLC (PSC) (collectively referred to herein as the West of 4th Group). The Work Plan has been prepared in accordance with the requirements of Agreed Order No. DE 10402 entered into by the West of 4th Group and the Washington State Department of Ecology (Ecology) in April 2014 (Agreed Order) and the Washington State Model Toxics Control Act Cleanup Regulation (MTCA) as established in Chapter 173-340 of the Washington Administrative Code (WAC 173-340). This Work Plan describes the scope of work for installing, developing, and sampling a deep monitoring well (CI-20) screened in the intermediate water-bearing zone at or immediately down-gradient of the CI-15 well cluster at Site Unit 2 (SU2) and depicted on Figure 2.

The West of 4th Group Site (herein referred to as the Site) consists of Site Unit 1 (SU1) and SU2 as depicted on Figure 1. The CI and BDC properties are located at SU2. The ABP property is located at SU1.

The purpose of the monitoring well installation is to collect data to evaluate whether constituents of concern (COCs), including tetrachloroethene, trichloroethene, cis-1,2-dichloroethene, trans-1,2-dichloroethene, and vinyl chloride, detected in groundwater samples collected from the CI-15 monitoring wells are affecting groundwater quality at depths greater than 60 feet below ground surface (bgs). The analytical results will enable evaluation of technically feasible cleanup alternatives that will be presented in the Feasibility Study for SU2.

2.0 BACKGROUND

As documented in the letter regarding Revised Data Gap Memorandum for Site Unit 2 dated March 2, 2015, CI will install a deep monitoring well, CI-20, at or west of the CI-15 well cluster located west of the Olympic Medical Building on First Avenue South (Figure 2). Ecology requires this monitoring well to provide data to delineate depth of vinyl chloride in groundwater. The data obtained from monitoring well CI-20 will be combined with data from monitoring wells AB-CG-140-70, MW-25-75, MW-20-60, and CI-12-60 to delineate the nature and extent of vinyl chloride in the intermediate groundwater interval, to support selection of remediation technologies and selection of an appropriate cleanup alternative in the Feasibility Study and draft Cleanup Action Plan.

BDC will install a monitoring well at or west of former boring BDC-9, located northeast of the Mead Building (Figure 2). Ecology requires this monitoring well to provide data about concentrations of HVOCs in the shallow groundwater interval down-gradient of the BDC property, to support evaluation and selection of cleanup alternatives. The monitoring well will be screened in the shallow groundwater interval with a well screen set at 30 to 40 feet bgs to include a target interval between 37 and 40 feet bgs. BDC has issued a separate Work Plan describing the details of the installation and sampling of this monitoring well.

3.0 SCOPE OF WORK

This section presents the details of the scope of work for the installation, development, and sampling of monitoring well CI-20. The work will be initiated once site access or a right-of-way permit has been obtained. The owners/operators of the Jack in the Box restaurant and the Chevron station have not granted access for installation of the monitoring well. If access cannot be obtained, the monitoring well will be installed in the sidewalk with the CI-15 well cluster under a new right-of-way permit with the City of Seattle.

Farallon will amend the existing Health and Safety Plan to address the current scope of work to meet the requirements of WAC 296-62 and Part 1910.120 of Title 29 of the Code of Federal Regulations. The revised Health and Safety Plan will be completed before the proposed fieldwork is conducted.

3.1 MONITORING WELL INSTALLATION

A limited-access sonic drilling rig will be used to bore monitoring well CI-20. Sonic drilling is preferred due to the depth of monitoring well and the anticipated drilling conditions, which are not conducive to hollow-stem auger drilling. The depth of monitoring well CI-20 is anticipated to be between 75 and 80 feet bgs. The approximate location of monitoring well CI-20 is shown on Figure 2. The proposed location is on the Jack in the Box restaurant property. The final boring location will be based on accessibility, the location of overhead obstructions, and clearance from underground utilities. The designation of monitoring well CI-20 will include the bottom depth, once known.

Prior to drilling, Farallon will contact the Utility Underground Locating Center to request that utility mains and stub locations be marked on the Site. Farallon also will retain a private utility locating subcontractor to locate utilities that extend onto private property in the vicinity of the proposed boring locations.

A Farallon Scientist will observe subsurface conditions during drilling. The information recorded will include the soil types encountered, visual and olfactory indications of soil contamination and evidence of volatile organic vapors present in each sample, as measured using

a photoionization detector. Soil samples will be collected at 5-foot intervals to a depth of 50 feet bgs and then continuously to the bottom of the boring. The final depth of the boring will be between 75 and 80 feet bgs and will be dependent upon the soil lithology. If a potential confining or semi-confining soil is encountered, the boring will be terminated to avoid penetration of the confining layer and monitoring well CI-20 will be constructed at the final depth of the boring. If no confining layer is observed, then the boring will be terminated at a depth of 80 feet bgs, 20 feet deeper than monitoring well CI-15-60. Farallon anticipates that a depth of 80 feet bgs is sufficient to provide data regarding the vertical distribution of COCs.

Select soil samples will be collected and transferred directly into laboratory-prepared, glass sample containers fitted with Teflon-lined lids, using the recent Ecology guidance for sampling of volatile organic compounds. The soil samples will be placed on ice in a cooler under standard chain-of-custody procedures and delivered to the analytical laboratory. Farallon assumes that up to 5 soil samples will be submitted for analysis to both evaluate soil quality and profile waste soil for disposal. Soil samples will be submitted to OnSite Environmental, Inc. (OnSite) of Redmond, Washington for analysis by U.S. Environmental Protection Agency (EPA) Method 8260. Farallon will select soil samples for analysis as warranted based on observations and field screening results during drilling.

Monitoring well CI-20 will be constructed in accordance with the *Minimum Standards for Construction and Maintenance of Wells*, as established in WAC 173-160, using 2-inch polyvinyl chloride blank casing with 5 feet of 0.010-inch, machine-slotted screen. The well screen will be installed at the base of the boring. Monitoring well CI-20 will be completed in a traffic-rated, flush-mounted monument with a locking cap. Farallon will survey the top of the monitoring well casing to the existing datum established at the Site with an accuracy of 0.01 foot to facilitate estimation of the direction of the groundwater gradient and flow. Farallon also will record the latitude and longitude of the monitoring well.

Monitoring well CI-20 will be developed immediately following installation by the driller using surging and pumping techniques. Sufficient groundwater will be removed to support collection of a representative groundwater sample with minimal suspended particulate. Monitoring well CI-20 will be allowed to stabilize for a period of 1 to 2 weeks prior to sampling. Observations

made during drilling, monitoring well installation, and development will be used to determine an appropriate stabilization timeframe.

All soil cuttings, decontamination water, purge water, and other wastewater generated during installation and development will be placed in labeled 55-gallon steel drums and stored at the CI Plant 2 building, where it can be secured pending receipt of the waste profiling results. The analytical results of the soil and groundwater samples will be used to develop a waste profile to determine the most cost-effective waste disposal method.

3.2 GROUNDWATER MONITORING AND SAMPLING

Groundwater monitoring and sampling will be performed on monitoring well CI-20 immediately following the stabilization period. Groundwater samples will be collected and handled in accordance with EPA guidance on Low-Flow Ground-Water Sampling Procedures and following the protocols established in the *Revised West of 4th Groundwater Monitoring Program Plan* dated December 23, 2014. Specific details follow:

- The locking well cap will be removed from monitoring well CI-20 and the groundwater level allowed to equilibrate to atmospheric pressure for at least 15 minutes. Depth-to-groundwater measurements will be taken periodically to determine when water levels have stabilized.
- The depth to groundwater will be measured from the surveyed location on the top of the well casing, as indicated by the black line/notch on the north side of the well casing, to the nearest 0.01 foot using an electronic water level measuring device. The depth to the bottom of monitoring well CI-20 also will be measured to evaluate siltation. All reusable equipment will be decontaminated between uses.
- Monitoring well CI-20 will be purged at a low-flow rate (i.e., 100 to 300 milliliters per minute) using a bladder pump. The pump intake will be placed near the center of the monitoring well screen interval. Temperature, pH, dissolved oxygen, and conductivity will be monitored while purging using a water quality meter equipped with a flow-through cell to determine when stabilization of these parameters occurs. Oxidation-reduction potential also will be measured to assess groundwater geochemistry.

- Groundwater samples will be collected directly from the pump outlet following stabilization of temperature, pH, dissolved oxygen, and conductivity. If monitoring well CI-20 is completely dewatered during purging, samples will be collected when the groundwater in the well has recovered sufficiently to fill the sample bottles.
- Samples will be placed directly into laboratory-supplied sample containers, taking care to minimize turbulence and to prevent handling the seal and/or lid of the container when placing samples in the containers. The containers will be completely filled to eliminate any headspace, and the seal and/or lid will be secured.
- Each sample container will be labeled with the date and time sampled, well identification and number, project number, and preservative(s), if any. The sample identification will include the well identification as the prefix and the date sampled as the suffix.
- Sampling information will be documented on a chain-of-custody form, and the sample will be placed in a chilled cooler at approximately 4 degrees Celsius for transport to the laboratory. Chain-of-custody protocols will be maintained during sample transport and submittal to the laboratory.
- All purge water will be placed in labeled containers and stored at the CI Plant 2 building, where it can be secured pending receipt of the waste profiling results.
- All sampling and health and safety supplies and equipment will be disposed of in an appropriate waste dumpster at the Site.
- The well cap and monument will be secured following sampling.
- Groundwater samples will be submitted to OnSite for analysis for COCs by EPA Method 8260 on a standard turnaround of 10 working days.

Monitoring well CI-20 will be incorporated into the September 2015, March 2016, and September 2016 groundwater sampling events.

3.3 DATA EVALUATION AND REPORTING

Following receipt of the final laboratory analytical results for the initial groundwater sampling event, Farallon will validate the analytical data and evaluate the results. Farallon will prepare a Technical Memorandum within 15 days of receipt of the final laboratory analytical results, which will include the following information:

- A brief discussion of the Site features at the newly installed monitoring well location, surrounding land use, and geology;
- Figures drawn to scale that depict the monitoring well locations at SU2, groundwater potentiometric surface and inferred flow direction (based on the historical data), and a summary of soil and groundwater analytical results;
- A narrative description of the monitoring well installation methods and sampling procedures;
- A boring log with soil conditions and monitoring well construction details, including the survey information;
- Summary tables of soil and groundwater analytical results; and
- Identification of data gaps in the characterization of subsurface conditions, if any.

Farallon will present conclusions regarding the nature and distribution of COCs in soil and/or groundwater in the area of the well installation based on all surrounding soil and groundwater data. A copy of the draft Technical Memorandum will be provided to Ecology for review and comment. Ecology's comments will be expected within 15 days of receipt of the draft Technical Memorandum. Farallon will revise the Technical Memorandum within 10 days of receipt of Ecology's comments.

4.0 SCHEDULE

Monitoring well CI-20 will be installed following approval of this Work Plan and receipt of site access. Monitoring well CI-20 will be installed and developed within 2 to 3 days, depending upon drilling conditions. Monitoring well CI-20 will be allowed to stabilize for a period of 1 to 2 weeks prior to sampling. Groundwater sampling will be performed in one day.

All samples will be submitted to the laboratory within 24 hours of collection. The laboratory will complete the sample analysis within a standard turnaround time of 10 working days. The analytical data will be validated, and Farallon will present the data to Ecology for their use and discussion. Upon Ecology concurrence with the laboratory results, Farallon will submit a draft Technical Memorandum as discussed in Section 3.3, Data Evaluation and Reporting.

5.0 LIMITATIONS

The information contained in this Work Plan are based on historical documentation with regard to the West of 4th Group, including but not limited to the Remedial Investigation and ongoing Feasibility Study work under Agreed Orders with Ecology. The contents of this Work Plan are subject to the following inherent limitations:

- **Accuracy of Information.** Certain information used by Farallon in this Work Plan has been obtained, reviewed, and evaluated from various sources believed to be reliable, including but not limited to the West of 4th Group and Ecology. Farallon's services did not include the verification of its accuracy or authenticity. Should such information prove to be inaccurate or unreliable, Farallon reserves the right to amend or revise its scope of work.
- **Reconnaissance**. Farallon and Ecology performed an initial reconnaissance of the monitoring well location discussed in this Work Plan to document current conditions and evaluate potential issues associated with the monitoring well installation. Farallon focused on areas deemed more likely to exhibit conditions that could affect the work herein, while other areas received limited attention at the time of the reconnaissance. Should observed conditions change during the work, Farallon reserves the right to discontinue work and consult with Ecology regarding possible changes to the scope of work presented herein.

FIGURES

GROUNDWATER MONITORING WELL INSTALLATION AND SAMPLING PLAN
Site Unit 2 Data Gap Resolution
Seattle, Washington

Farallon PN: 457-007

Site Diagram

Seattle, Washington

Aspect CONSULTING	MAR-2014	BY: PPW	FIGURE: 1
	PROJECT NO. 050067	REV BY: PPW	

GIS Path: T:\projects_8\Artbrass\FS\Delivered\DataGaps\IP2014\Fig 1 Site Diagram.mxd || Coordinate System: NAD83 HARN Washington North || Date Saved: 3/27/2014 || User: pwitman || Print Date: 10/10/2014

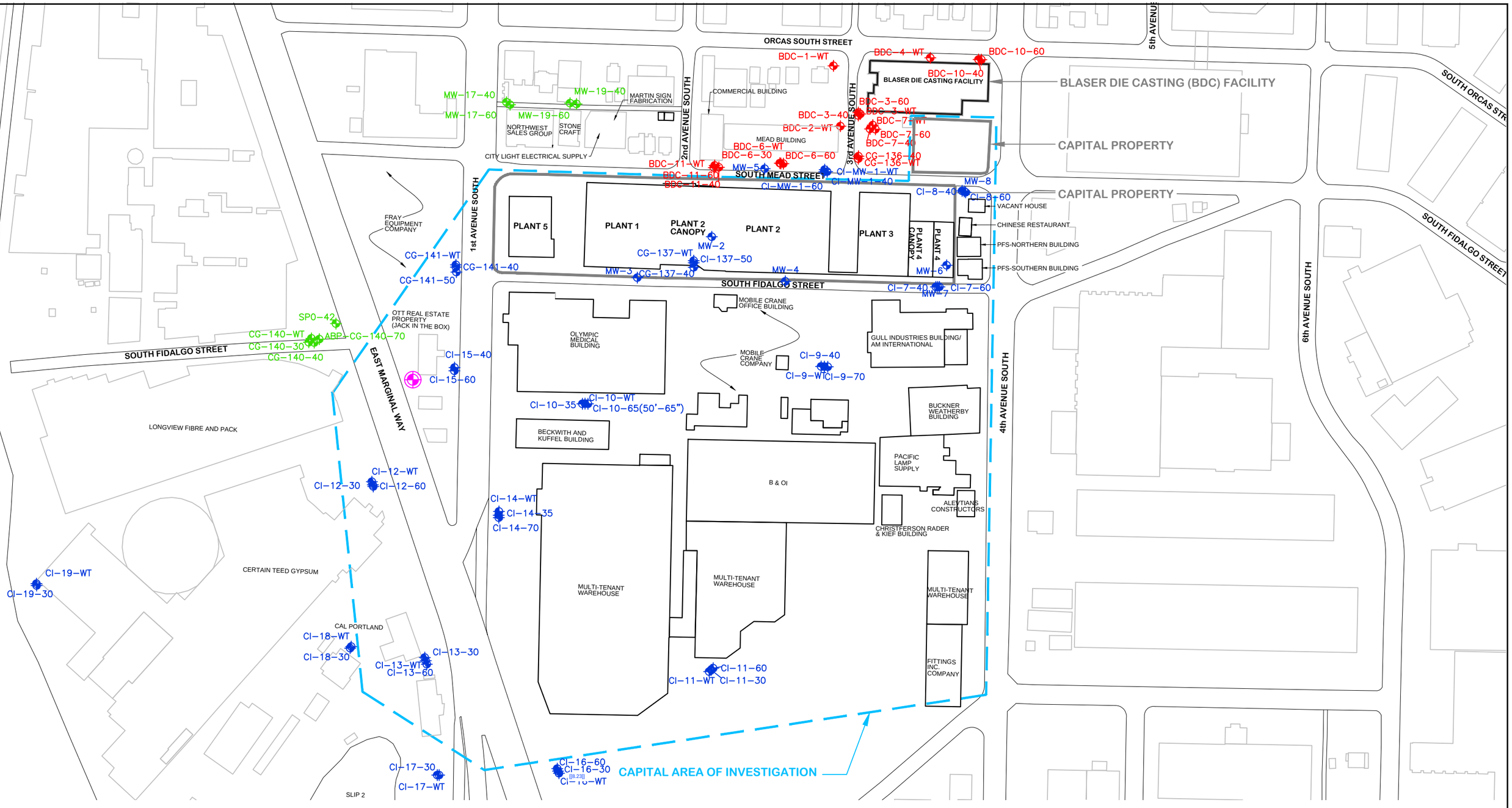

0 200

APPROXIMATE SCALE IN FEET

LEGEND

- PROPOSED INTERMEDIATE ZONE MONITORING WELL
- CAPITAL INDUSTRIES MONITORING WELL
- BLASER DIE CASTING BORING MONITORING WELL
- PSC MONITORING WELL
- ART BRASS PLATING BORING MONITORING WELL

ALL LOCATIONS ARE APPROXIMATE

FARALLON CONSULTING

Quality Service for Environmental Solutions | farallonconsulting.com

Washington
Issaquah | Bellingham | Seattle

Oregon
Portland | Bend

California
Oakland | Sacramento | Irvine

FIGURE 2

SITE UNIT 2 GROUNDWATER MONITORING WELL LOCATIONS
WEST OF 4TH GROUP SITE
SEATTLE, WASHINGTON

FARALLON PN: 457-007

Drawn By: DEW Checked By: JK/PJ Date: 5/21/2015 Disk Reference: 457007_AIR

APPENDIX C
REVISED SOIL INVESTIGATION WORK PLAN

REMEDIAL INVESTIGATION DATA GAP RESOLUTION
SUMMARY REPORT
Capital Industries, Inc.
Site Unit 2
Seattle, Washington

Farallon PN: 457-007

August 10, 2015

Mr. Ed Jones
Washington State Department of Ecology, NWRO
3190 160th Avenue SE
Bellevue, Washington 98008-5452

Re: West of 4th Site Agreed Order #DE10402
Revised Soil Investigation Work Plan

Dear Mr. Jones:

Please find enclosed the Revised Soil Investigation Work Plan. This plan was prepared by Farallon Consulting on behalf of the four potentially liable persons (PLPs) [Art Brass Plating, Blaser Die Casting, Capital Industries, and PSC Environmental Services, LLC] identified by Ecology in the Agreed Order #DE10402 for the West of 4th Site.

Sincerely,

Aspect consulting, LLC

Dana Cannon, LHG
W4 Project Coordinator
dcannon@aspectconsulting.com

Attachments: Revised Soil Investigation Work Plan

S:\Art Brass Plating 050067\W4 Ecology Correspondence\Cover Letters\SoilInvestigationWP_Cover.docx

FARALLON CONSULTING

Washington
Issaquah | Bellingham | Seattle

Oregon
Portland | Bend

California
Oakland | Sacramento | Irvine

REVISED SOIL INVESTIGATION WORK PLAN

SITE UNIT 2 DATA GAP RESOLUTION
SEATTLE, WASHINGTON

AGREED ORDER NO. DE 10402

Submitted by:
Farallon Consulting, L.L.C.
975 5th Avenue Northwest
Issaquah, Washington 98027

Farallon PN: 457-007

For:
Mr. Ron Taylor
Capital Industries, Inc.
5801 Third Avenue South
Seattle, Washington

August 10, 2015

Prepared by:



Jeffrey Kaspar, L.G., L.H.G.
Principal Geologist

Reviewed by:

Peter Jewett, L.G., L.E.G.
Principal

CONTENTS

1.0 INTRODUCTION..... 1-1

2.0 BACKGROUND 2-1

3.0 SCOPE OF WORK..... 3-1
3.1 SOIL GAS SURVEY..... 3-1
3.2 SOIL SAMPLING AT CI PLANT 2 AND CI PLANT 4 3-2

4.0 DATA EVALUATION AND REPORTING 4-1

5.0 SCHEDULE..... 5-1

FIGURES

Figure 1 *Site Diagram* Prepared by Aspect Consulting
Figure 2 *Site Plan Showing Proposed Sampling Locations*

APPENDIX

Appendix A Quality Assurance Project Plan

1.0 INTRODUCTION

Farallon Consulting, L.L.C. (Farallon) has prepared this Revised Soil Investigation Work Plan (Work Plan) on behalf of Art Brass Plating, Inc. (ABP); Blaser Die Casting Co. (BDC); Capital Industries, Inc. (CI); and PSC Environmental Services, LLC (PSC) (collectively referred to herein as the West of 4th Group). The Work Plan has been prepared in accordance with the requirements of Agreed Order No. DE 10402 entered into by the West of 4th Group and the Washington State Department of Ecology (Ecology) in April 2014 (Agreed Order) and the Washington State Model Toxics Control Act Cleanup Regulation (MTCA), as established in Chapter 173-340 of the Washington Administrative Code (WAC 173-340), and has been revised to address comments from Ecology.

The West of 4th Group Site consists of Site Unit 1 (SU1) and Site Unit 2 (SU2) (herein referred to collectively as the Site) (Figure 1). The ABP property is located within SU1. The BDC and CI properties are located within SU2. This Work Plan describes the scope of work to complete a soil gas survey and borings at the CI property (Figure 2).

The purpose of the soil investigation is to collect soil samples for laboratory analysis to delineate the nature and extent of constituents of concern (COCs), which consist of tetrachloroethene (PCE), trichloroethene (TCE), cis-1,2-dichloroethene, trans-1,2-dichloroethene, 1,1-dichloroethene, and vinyl chloride in soil at CI Plants 2 and 4. The results from the scope of work described herein will be used to evaluate whether a contributing source of COCs to groundwater is present in soil east of CI Plant 4. These results will be used in combination with soil, groundwater, and soil gas data presented in the *Revised Draft Remedial Investigation Report, Capital Industries, Inc., 5801 3rd Avenue South, Seattle, Washington, Agreed Order No. DE 5348* dated October 2012 prepared by Farallon (RI Report) to evaluate technically feasible remedial alternatives for the CI Plant 2 and CI Plant 4 source areas in the forthcoming Feasibility Study (FS) for SU2.

2.0 BACKGROUND

Former operations at the CI property have resulted in releases of TCE and/or PCE to soil and groundwater. Details of historical CI operations and the results from prior environmental investigations are presented in the RI Report and should be referenced to supplement information presented herein. The RI Report identified several potential historical operations where a release(s) of COCs to the subsurface may have occurred. Potential areas where a release(s) of COCs may have occurred are referred to herein as "source areas." Suspected source areas identified at the CI property include:

- A hot solvent degreaser that was used in CI Plant 4 from approximately 1987 to 1992 and was removed in 1993. The hot solvent degreaser and associated drummed chemical storage areas were located in the southwestern corner of CI Plant 4.
- A waterfall-type paint station that was used at CI Plant 2 from 1968 to 1978. The paint station was located in the southwestern portion of CI Plant 2.
- A chemical and paint storage area that was located at the west-central portion of the CI Plant 2 Canopy.

Areas where floor drains, associated subsurface piping, and subsurface stormwater/sanitary connections were included as areas of investigation for the Remedial Investigation (RI) are depicted on Figure 2. RI borings and monitoring well locations also are depicted on Figure 2.

The CI Plant 2 building was destroyed by fire in January 2004 and was reconstructed later that year. Reconstruction of the CI Plant 2 building included excavation of soil from within the building footprint to approximately 5 feet below the base of the slab elevation, where subsurface utilities or access vaults were constructed. Approximately 330 cubic yards of soil was removed during reconstruction; no evidence of COCs in soil was identified during the reconstruction.

During subsurface investigations conducted at CI Plants 2 and 4 during the RI, neither TCE nor PCE was detected in soil samples collected from the boring/monitoring well locations depicted on Figure 3 at concentrations that accounted for the impacts to groundwater quality that occurred at and down-gradient of CI Plant 2 and CI Plant 4. Concentrations of COCs detected in groundwater samples collected from the Water Table and/or Shallow water bearing zones near the suspected source areas previously identified at the CI property suggest there may be areas where concentrations of COCs in soil are greater than those detected during the RI and have not been identified. Therefore, Ecology requires that additional investigation be conducted at CI Plant 2 and CI Plant 4 as an Addendum to the RI prior to completion of the FS.

The additional investigation is required to delineate the nature and extent of COCs in soil beneath CI Plant 2 and CI Plant 4 that exceed the preliminary cleanup levels set forth in the *Revised Preliminary Cleanup Standards Memorandum, W4 Joint Deliverable, Seattle, Washington* dated September 12, 2014, prepared by Farallon. The results from the additional

investigation will be used to evaluate technically feasible cleanup alternatives in the FS for soil cleanup if necessary.

Analytical results for soil samples collected during prior subsurface investigation and the RI confirm that concentrations of COCs in soil are not a direct contact exposure risk. The scope of work described herein will reduce uncertainty about potential locations beneath CI Plant 2 and CI Plant 4 that may contain COC concentrations that represent a potential direct contact risk. Elimination of COCs in soil that are a source to groundwater and/or air quality is necessary to meet the objectives of the cleanup action.

The *Revised Data Gap Memorandum for Site Unit 2, W4 Joint Deliverable, Seattle, Washington* dated March 2, 2015 prepared by Farallon provides the basis for the additional soil investigation scope of work. The areas where Ecology and CI have agreed to collect soil samples for laboratory analysis and basis of the data gap are discussed below:

- **CI Plant 2—**TCE or other COCs were not detected at concentrations indicative of a significant source area in soil during subsurface investigations or sampling conducted following reconstruction of Plant 2, the Plant 2 Canopy, and subsurface utilities. The concentrations of COCs detected in groundwater in the Water Table Interval exceed preliminary cleanup levels and suggest that a release of TCE occurred at the CI Plant 2 location. Existing soil data have not confirmed whether residual TCE is present in soil at concentrations that are a continuing source of TCE to groundwater, which represents a data gap.
- **CI Plant 4—**Prior subsurface investigations identified TCE and/or PCE in groundwater near the southeastern portion of CI Plant 4. Indoor ambient air in buildings east of CI Plant 4 was sampled to evaluate whether indoor air mitigation measures were necessary. The nature and extent of PCE and TCE in soil has not been fully delineated, which represents a data gap.
- **East of CI Plant 4**—Based on soil sampling conducted at CI Plant 4 and subsequent soil gas and indoor air sampling conducted at buildings east of CI Plant 4, a possible source of PCE and/or TCE in soil and/or groundwater may exist beneath or proximate to the Pacific Food Systems (PFS) North Building adjacent to the northeastern portion of CI Plant 4 (Figure 2). Prior owners and/or operators of the PFS North Building may have used PCE and/or TCE for maintenance of forklifts. Soil samples have not been collected at the PFS North Building to determine whether concentrations of PCE and/or TCE in soil are a source to groundwater or ambient air. The results of the work to be conducted in CI Plant 4 will be evaluated to determine whether a contributing source of PCE and/or TCE in soil exists east of CI Plant 4 and whether additional PLPs should be included in the West of 4th Group. No subsurface investigation work will be performed by CI at or east of the PFS North Building.

The results from the additional investigation will address the data gaps identified above and will be used to delineate the nature and extent of COCs in soil, support selection of technically

feasible remediation technologies, and evaluation/selection of a cleanup alternative in the forthcoming FS and the draft Cleanup Action Plan. The following sections describe the scope of work for the soil investigation.

3.0 SCOPE OF WORK

The scope of work includes conducting a passive soil gas survey at CI Plant 4 followed by collection and analysis of soil samples at CI Plant 2 and CI Plant 4. The results from the passive soil gas survey conducted in CI Plant 4 will be used to identify areas of elevated COC concentrations in soil gas, where soil samples will be collected.

Figure 2 shows proposed soil gas survey locations at CI Plant 4, and proposed boring locations at CI Plant 2 and CI Plant 4. The sections that follow present specific details of the sampling activities, including quality assurance and quality control (QA/QC) measures that will be taken to ensure the validity of the data collected.

3.1 SOIL GAS SURVEY

The passive soil gas survey will include installation of up to 15 Gore Sorbent modules at CI Plant 4 (Figure 2). The Utility Underground Locating Center will locate and mark utility mains and stub locations at CI Plant2 and CI Plant 4, and a private utility locating subcontractor will locate utilities that extend onto the CI property in the vicinity of the proposed boring locations. A Street Use Permit will be obtained from the City of Seattle for sampling within the right-of-way for South Fidalgo Street. The north parking lot of the former Gull Industries building south of CI Plant 4 will be accessed for soil gas sampling and/or borings.

The Gore Sorbent modules will be installed using a hand-held roto-hammer equipped with a small-diameter drill bit at a depth of approximately 2 to 3 feet below ground surface (bgs), the standard depth recommended by the manufacturer, Amplified Geochemical Imaging, LLC of Elkton, Maryland (AGI), for use of Gore Sorbent modules. The Gore Sorbent modules will be sealed in the boreholes and allowed to absorb soil gas for approximately 3 to 5 days, per AGI guidelines. The Gore Sorbent modules will be retrieved, and the soil gas samples will be returned to AGI for analysis for PCE and its associated degradation compounds. Upon completion of the soil gas survey, the bore holes will be backfilled with bentonite. A surface seal of either concrete or cold-patch asphalt matching the existing surface material will be placed at each location.

The analytical data package to be provided by AGI includes colorized isoconcentration-type contour maps depicting the distribution of COCs in the subsurface within the survey area, and estimated concentrations of COCs. The data provided by AGI is semi-quantitative in that it provides concentrations of COCs in soil gas and cannot be directly compared to soil gas screening levels or evaluate potential air quality risk. The data will be used in a qualitative manner to identify areas that warrant collection of soil samples for laboratory analysis to delineate the nature and extent of COCs in soil that may exceed preliminary cleanup levels. The boring locations currently depicted on Figure 2 will be modified depending on the results from the passive soil gas survey. The draft AGI report and any modifications to the currently proposed boring locations will be submitted to Ecology before further soil investigation work is initiated.

Farallon will install a minimum of one Gore Sorbent module adjacent to an existing Gore Sorbent module as a duplicate sample for QA/QC purposes. Farallon will review the analytical package, including QA/QC data, provided by AGI. Discrepancies that are identified that may affect the validity of the analytical results will be discussed and resolved with AGI where possible. Standards to evaluate the validity of the duplicate sample results and AGI data are presented in the Quality Assurance Project Plan (QAPP) attached as Appendix A.

3.2 SOIL SAMPLING AT CI PLANT 2 AND CI PLANT 4

Direct-push borings will be completed to collect soil samples for laboratory analysis at CI Plant 2 and CI Plant 4. The proposed boring locations depicted on Figure 2 are based on:

- Information relating to historical owner/operator use obtained during the RI;
- RI soil data;
- RI reconnaissance groundwater sampling data;
- Groundwater data collected from monitoring wells during the RI and post-RI; and
- Vapor intrusion assessment data.

The borings are located in areas where historical operations and the investigation indicate the highest potential for COCs in soil that could be a source to groundwater. Areas that were eliminated from consideration for the soil investigation are:

- Areas outside the estimated limits of groundwater impact, as presented in the Site Conceptual Model Technical Memorandum (Revised) dated December 15, 2014, prepared by Aspect Consulting, LLC;
- Areas where there is no known or suspected historical or current chemical use or storage, such as office areas; and
- Areas where COCs were not previously detected in soil or groundwater.

The scope of work includes completing 17 borings at CI Plant 2, and 10 borings at and south of CI Plant 4 (Figure 2). The borings will be completed to an estimated depth of 10 feet bgs or to first-encountered groundwater, whichever occurs first, using a direct-push drill rig capable of accessing the building interiors. A continuous soil core will be collected from each boring from directly beneath the concrete/asphalt surface to the bottom of the boring using 4-foot split-spoon samplers.

Farallon assumes that up to five soil samples per boring location will be submitted for analysis. Soil samples for laboratory analysis will be collected at depths of approximately 1, 3, 5, 8, and 10 feet bgs to provide consistency in sampling depths per Ecology request. Farallon may select additional soil samples for analysis based on observations and field-screening results.

A Farallon Scientist will observe subsurface conditions during drilling. Information recorded will include Unified Soil Classification System soil description, visual and olfactory indications of soil contamination, and evidence of volatile organic vapors in each sample as measured using a photoionization detector. Soil descriptions, visual and olfactory observations, photoionization detector readings, and latitude and longitude will be recorded on Farallon's Log of Boring. Borings will be abandoned by backfilling with hydrated bentonite, and matching the preexisting surface seal with either asphalt or concrete.

The soil samples will be collected and handled in accordance with the procedures listed below:

- Soil samples will be collected directly from the split-spoon sampler or sampling sleeve using either stainless steel or plastic sampling tools. All non-dedicated sampling equipment will be decontaminated between uses, as appropriate.
- The soil samples will be transferred immediately into laboratory-supplied sample containers. Samples will be collected in accordance with U.S. Environmental Protection Agency (EPA) Method 5035A. This sampling method entails collection of approximately 5 grams of a representative soil sample using a dedicated sampling tool from target locations into a standard 40-milliliter septum-sealed threaded screw-capped glass vial containing a laboratory-provided preservative. Once sealed, the container will be stored in a cooler at approximately 4 degrees Celsius (^{o}C).
- The sample container will be labeled with the client name, project name and number, date and time sampled, sample identification, sampler's initials, analysis, and analyte preservative(s), if any. Sample identification will include the boring designation, sample depth, and date collected.
- The sample will be logged on a Chain of Custody form and placed into a cooler at approximately 4°C for transport to the laboratory under chain-of-custody protocols. The samples will be submitted to the laboratory for analysis for COCs by EPA Method 8260C within 24 to 48 hours of collection. The typical hold time for EPA Method 5035A preserved samples chilled to 4°C is 14 days.
- Laboratory QA/QC samples will be submitted as described in the QAPP (Appendix A) and will include one QA/QC sample per every 10 soil samples submitted for laboratory analysis per area of investigation (i.e., CI Plant 2 and CI Plant 4). Samples will include a combination of field rinsate blanks and/or trip blanks. A field duplicate soil sample for volatile constituents will not be collected due to the heterogeneity of the sample matrix that seldom yields a representative measure of precision and/or accuracy.
- Disposable sampling and health and safety supplies and equipment will be discarded in an appropriate waste dumpster at the CI property.
- The sample locations will be determined relative to a landmark at the Site using a measuring tape or other measuring device, and plotted on a scaled map. Latitude and longitude readings also will be recorded for transfer of the boring locations onto a geo-referenced figure.

Soil samples will be submitted to OnSite Environmental Inc. of Redmond, Washington (OnSite) for analysis of COCs by EPA Method 8260C. OnSite is Ecology-certified and meets Ecology and EPA QA/QC requirements. A copy of the laboratory Quality Assurance Manual for OnSite that will be followed throughout the cleanup action is on file at the Farallon office for review and reference. The laboratory reporting limits and method detection limits necessary to allow the data to be compared to the preliminary cleanup levels will be discussed with OnSite prior to the soil investigation.

Soil cuttings and decontamination water generated during installation and development will be placed into labeled 55-gallon steel drums and stored at the CI Plant 2 Building, where it will be secured pending receipt of the waste profiling results. The analytical results for the soil and water samples from the decontamination water will be used to develop a waste profile to determine the most cost-effective waste disposal alternative.

4.0 DATA EVALUATION AND REPORTING

Farallon will validate the final analytical results for evaluation. The draft OnSite data package will be provided to Ecology for discussion and confirmation that the soil investigation data gaps have been resolved sufficiently prior to preparation of an RI Addendum Technical Memorandum. The analytical results for the soil gas and soil samples will be evaluated to:

- Delineate the nature and extent of COCs in soil to refine the conceptual site model for COCs at CI Plant 2 and CI Plant 4;
- Determine whether a contributing source of COCs exists in soil east of CI Plant 4;
- Determine whether there is or is not a residual source of COCs in soil at CI Plant 2 or CI Plant 4 that would require cleanup; and
- Identify technically feasible cleanup alternatives for cleanup of soil, if necessary, in the FS.

Farallon will prepare an RI Addendum Technical Memorandum within 20 days of receipt of the final laboratory analytical results and confirmation from Ecology that the investigation is sufficient to meet the objectives. The RI Addendum Technical Memorandum will include:

- A summary of the Site features, surrounding land use, and soil conditions; and depth to groundwater at the soil gas and boring locations;
- Figures drawn to scale that depict the soil gas and boring locations and the summary of soil gas and soil analytical results;
- A narrative description of the soil gas and boring installation methods and sampling procedures;
- Boring logs with soil conditions, including survey information;
- Summary tables of soil analytical results, including sample depths;
- Conclusions regarding data gaps in the nature and extent of COCs in soil at CI Plant 2 and CI Plant 4, if any; and
- Conclusions regarding whether a source of COCs likely exists east of CI Plant 4.

The draft RI Addendum Technical Memorandum will be provided to Ecology for review and comment. Ecology comments will be expected within 20 days of receipt of the draft RI Addendum Technical Memorandum. Farallon will revise the RI Addendum Technical Memorandum within 15 days of receipt of Ecology comments.

5.0 SCHEDULE

The soil investigation described herein will commence following approval of this Work Plan. The passive soil gas survey will require 2 days for installation of the modules, and up to 5 days for collection of the soil gas prior to retrieval of the modules. Following retrieval of the modules, 10 to 15 working days will be required for AGI to complete the laboratory analysis and generate the colorized soil gas isoconcentration maps. Farallon will provide Ecology with the draft AGI data package within 2 working days of receipt from AGI, provided the data are valid. Farallon will coordinate with Ecology to obtain concurrence on the boring locations at CI Plant 4 within 5 working days of receipt of the draft AGI data package.

The borings will need to be completed during weekends. The borings at Plant 2 will be completed while the soil gas survey is performed. Following Ecology concurrence on the boring locations at CI Plant 4, the borings will be completed on the first weekend that can be scheduled with CI.

Soil samples will be submitted to the laboratory the Monday morning following completion of the drilling program. The laboratory will complete the sample analysis within a standard turnaround time of 10 working days. The analytical data will be validated, and Farallon will present the data to Ecology for review and discussion. Upon Ecology concurrence with the laboratory results, Farallon will submit the draft Technical Memorandum as discussed in Section 4, Data Evaluation and Reporting.

FIGURES

REVISED SOIL INVESTIGATION WORK PLAN
Site Unit 2 Data Gap Resolution
Seattle, Washington

Farallon PN: 457-007

Site Diagram

Seattle, Washington

Aspect CONSULTING	MAR-2014	BY: PPW	FIGURE: 1
	PROJECT NO. 050067	REV BY: PPW	

GIS Path: T:\projects_8\Artbrass\FS\Delivered\DataGaps\IP2014\Fig 1 Site Diagram.mxd || Coordinate System: NAD83 HARN Washington North || Date Saved: 3/27/2014 || User: pwitman || Print Date: 10/10/2014

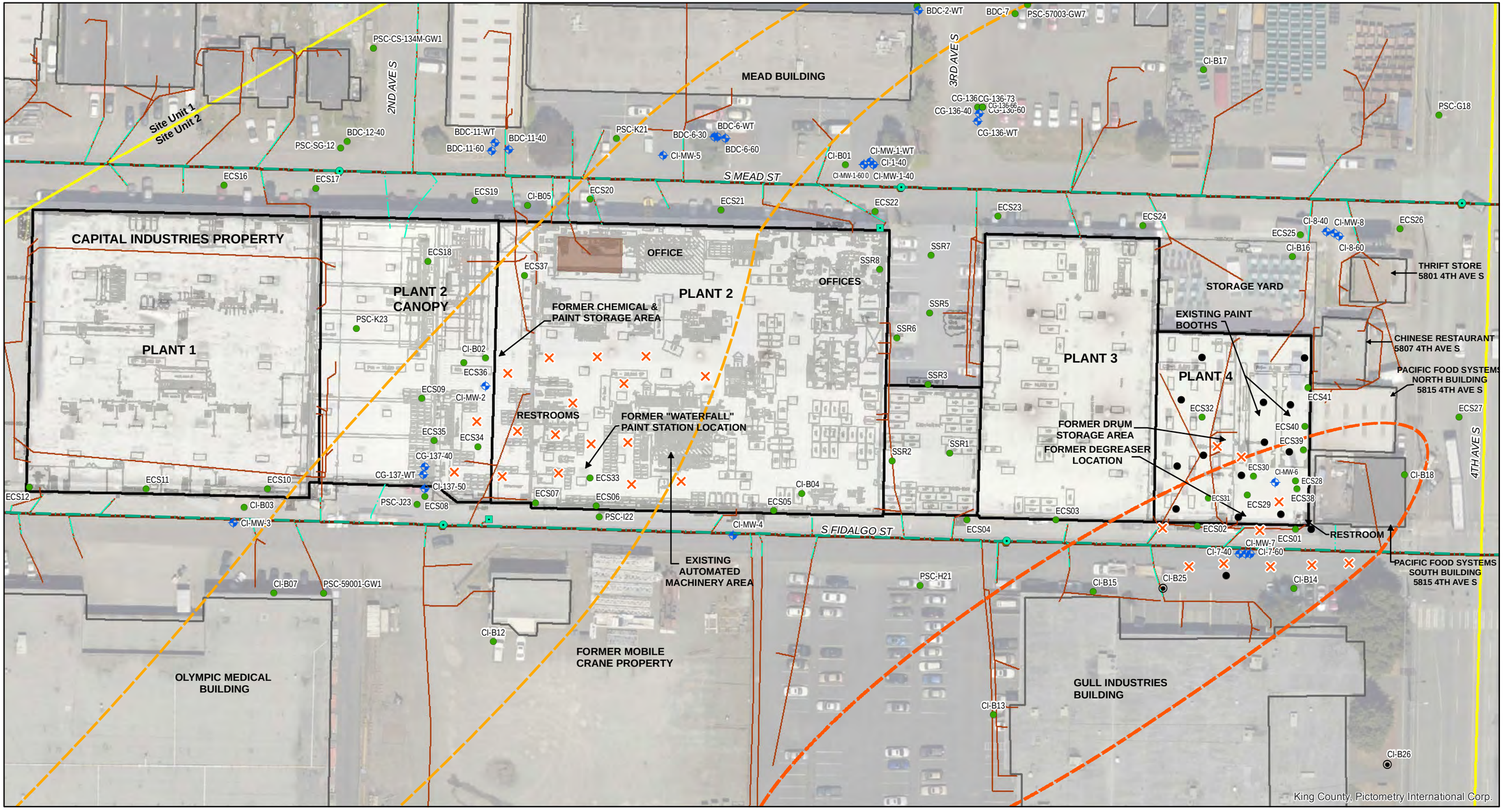

LEGEND

- ECS32 — EXISTING DIRECT-PUSH SOIL BORINGS
- CI-B26 — EXISTING SOIL BORINGS
- MW-8 — EXISTING MONITORING WELL
- PROPOSED SOIL GAS SAMPLING LOCATIONS
- PROPOSED DIRECT-PUSH SOIL BORING LOCATIONS
- TCE GROUNDWATER ISOCONCENTRATION LINE AT 18.0 µg/L CLEANUP LEVEL
- PCE GROUNDWATER ISOCONCENTRATION LINE AT 3.3 µg/L CLEANUP LEVEL
- STORMWATER CATCH BASIN
- STORMWATER MANHOLE
- STORMWATER MAINLINE
- STORMWATER SIDE/LATERAL
- SANITARY SEWER MANHOLE
- SANITARY SEWER SIDE/LATERAL
- SANITARY SEWER MAINLINE
- SANITARY SEWER DETENTION VAULT (PRIVATE)
- CAPITAL INDUSTRIES PROPERTY
- BUILDINGS
- SITE UNIT BOUNDARY

TCE = TRICHLOROETHENE
PCE = TETRACHLOROETHENE
µg/L = MICROGRAMS PER LITER

N

DRAFT

0 30 60
Scale in Feet

FARALLON CONSULTING
Quality Service for Environmental Solutions | farallonconsulting.com

Washington
Issaquah | Bellingham | Seattle

Oregon
Portland | Bend

California
Oakland | Sacramento | Irvine

FIGURE 2

SITE PLAN SHOWING PROPOSED SAMPLING LOCATIONS WEST OF FOURTH GROUP SITE
5815 FOURTH AVENUE SOUTH
CAPITAL INDUSTRIES
SEATTLE, WASHINGTON

FARALLON PN: 457-13B

Drawn By: tperrin | Checked By: JK | Date: 8/7/2015 | Disc Reference:

Document Path: G:\Projects\457 Capital Indust\457010 West of 4th - Site Unit 2\Working Folder\GIS\Proposed Soil Samples.mxd

APPENDIX A
QUALITY ASSURANCE PROJECT PLAN

REVISED SOIL INVESTIGATION WORK PLAN
Site Unit 2 Data Gap Resolution
Seattle, Washington

Farallon PN: 457-007

FARALLON CONSULTING

Washington
Issaquah | Bellingham | Seattle

Oregon
Portland | Bend

California
Oakland | Sacramento | Irvine

QUALITY ASSURANCE PROJECT PLAN

APPENDIX A OF THE REVISED SOIL INVESTIGATION WORK PLAN

CAPITAL INDUSTRIES, INC.
5801 THIRD AVENUE SOUTH
SEATTLE, WASHINGTON

AGREED ORDER NO. DE 10402

Submitted by:
Farallon Consulting, L.L.C.
975 5th Avenue Northwest
Issaquah, Washington 98027

Farallon PN: 457-004

For:
Mr. Ron Taylor
Capital Industries, Inc.
5801 Third Avenue South
Seattle, Washington 98108

August 10, 2015

Prepared by:



Jeffrey Kaspar, L.G., L.H.G.
Principal Geologist

Reviewed by:

Peter Jewett, L.G., L.E.G.
Principal

CONTENTS

1.0 INTRODUCTION 1-1
1.1 PROJECT OBJECTIVE 1-2

2.0 PROJECT ORGANIZATION 2-1
2.1 KEY PERSONNEL 2-1
2.2 KEY PERSONNEL RESPONSIBILITIES 2-2

3.0 DATA QUALITY OBJECTIVES 3-1
3.1 QUANTITATION LIMITS AND QUALITY CONTROL CRITERIA . 3-1
3.2 PRECISION 3-1
3.3 ACCURACY 3-2
3.4 REPRESENTATIVENESS 3-3
3.5 COMPLETENESS 3-4
3.6 COMPARABILITY 3-4

4.0 DATA COLLECTION APPROACH 4-1

5.0 ANALYTICAL PROCEDURES 5-1

6.0 DATA MANAGEMENT AND REPORTING 6-1
6.1 DATA TYPES 6-1
6.2 DATA TRANSFER 6-1
6.3 DATA INVENTORY 6-1
6.4 DATA QUALITY REVIEW 6-2
6.5 DATA REDUCTION AND ANALYSIS 6-3

7.0 QUALITY CONTROL PROCEDURES 7-1
7.1 FIELD QUALITY CONTROL 7-1
7.2 LABORATORY QUALITY CONTROL 7-1
7.3 DATA QUALITY CONTROL 7-1
7.4 DATA ASSESSMENT PROCEDURES 7-5

8.0 PERFORMANCE AND SYSTEM AUDITS 8-1

9.0 PREVENTIVE MAINTENANCE 9-1

10.0 CORRECTIVE ACTION 10-1

11.0 QUALITY ASSURANCE REPORTS 11-1

TABLE

Table 1 *Laboratory Reporting Limits and Cleanup Levels*

1.0 INTRODUCTION

This Quality Assurance Project Plan (QAPP) has been prepared by Farallon Consulting, L.L.C. (Farallon) on behalf of Art Brass Plating, Inc. (ABP); Blaser Die Casting Co. (BDC); Capital Industries, Inc. (CI); and PSC Environmental Services, LLC (PSC) (collectively referred to herein as the West of 4th Group). The QAPP has been prepared in accordance with the requirements of Agreed Order No. DE 10402 entered into by the West of 4th Group and the Washington State Department of Ecology (Ecology) in April 2014 (Agreed Order) and the Washington State Model Toxics Control Act Cleanup Regulation (MTCA), as established in Chapter 173-340 of the Washington Administrative Code (WAC 173-340).

The West of 4th Group Site consists of Site Unit 1 (SU1) and Site Unit 2 (SU2) (herein referred to collectively as the Site) (Figure 1). The ABP property is located within SU1. The BDC and CI properties are located within SU2. This QAPP provides specific requirements for quality assurance and quality control (QA/QC) procedures for the Revised Soil Investigation Work Plan (Work Plan) scope of work that will be completed at CI Plant 2 and CI Plant 4, depicted on Figure 2 of the Work Plan.

As stated in the Ecology document *Guidelines for Preparation of Quality Assurance Project Plans for Environmental Studies* dated July 2004 (Ecology Publication No. 01-03-003), the purpose of the QAPP is to:

- Assist the Project Manager and project team in focusing on factors affecting data quality during the planning stage of the project;
- Facilitate communication among field, laboratory, and management staff as the project progresses;
- Document the planning, implementation, and assessment procedures for QA/QC activities for the RI;
- Ensure that the data quality objectives (DQOs) are achieved; and
- Provide a record of the project to facilitate final report preparation.

Both qualitative and quantitative DQOs have been previously established for the Remedial Investigation (RI) at the CI property to define the appropriate types of data and to specify the tolerable levels of potential decision errors that will be used as a basis for establishing the quality and quantity of data needed to support the RI. This QAPP is an extension of the RI QAPP, specific to the soil investigation work planned. This QAPP details both the qualitative and quantitative aspects of sample collection and analysis, including analytical methods, QA/QC procedures, and data quality reviews, to ensure that the DQOs are achieved.

1.1 PROJECT OBJECTIVE

The objective of the soil investigation is to collect soil samples for laboratory analysis to delineate the nature and extent of constituents of concern (COCs), which consist of tetrachloroethene (PCE), trichloroethene (TCE), cis-1,2-dichloroethene, trans-1,2-dichloroethene, 1,1-dichloroethene, and vinyl chloride in soil at CI Plant 2 and CI Plant 4. The results from the scope of work described herein will be used to evaluate whether a contributing source of COCs to groundwater is present in soil east of CI Plant 4. These investigation results will be used in combination with soil, groundwater, and soil gas data presented in the *Revised Draft Remedial Investigation Report, Capital Industries, Inc., 5801 3rd Avenue South, Seattle, Washington, Agreed Order No. DE 5348* dated October 2012 prepared by Farallon to evaluate technically feasible remedial alternatives for the CI Plant 2 and CI Plant 4 source areas in the Feasibility Study (FS) to be prepared for SU2.

2.0 PROJECT ORGANIZATION

The project organization for conducting the Work Plan, including identification of key personnel and their responsibilities, is presented below.

2.1 KEY PERSONNEL

Farallon has been contracted by CI to plan and implement the Work Plan. The Project Contact for CI is:

Mr. Ron Taylor
Capital Industries, Inc.
5801 3rd Avenue South
Seattle, Washington 98108
Telephone: (206) 292-2608
Fax: (206) 292-2601

The Principal for Farallon is:

Mr. Peter Jewett, L.G., L.E.G.
Farallon Consulting, L.L.C.
975 5th Avenue Northwest
Issaquah, Washington 98027
Telephone: (425) 295-0800
Fax: (425) 427-0850
pjewett@farallonconsulting.com

The Project Manager for Farallon is:

Mr. Jeffrey Kaspar
975 5th Avenue Northwest
Issaquah, Washington 98027
Telephone: (425) 295-0800
Fax: (425) 295-0850
jkaspar@farallonconsulting.com

The Project QA/QC Officer for Farallon is:

Mr. Gerald J. Portele
975 5th Avenue Northwest
Issaquah, Washington 98027
Telephone: (425) 295-0800
Fax: (425) 295-0850
jportele@farallonconsulting.com

The Document Control Clerk for Farallon is:

Ms. Candy Augustino
975 5th Avenue Northwest
Issaquah, Washington 98027
Telephone: (425) 295-0800
Fax: (425) 295-0850
caugustino@farallonconsulting.com

The Project Manager for Ecology is:

Mr. Ed Jones
Washington State Department of Ecology
Northwest Regional Office
3190 160th Avenue Southeast
Bellevue, Washington 98008-5452
Telephone: (425) 649-7000
Fax: (425) 649-7098
ejon461@ecy.wa.gov

2.2 KEY PERSONNEL RESPONSIBILITIES

The responsibilities of the key personnel involved in the RI are described below.

2.2.1 Project Manager

The Project Manager has overall responsibility for developing the QAPP, monitoring the quality of the technical and managerial aspects of the project, and implementing the QAPP and corresponding corrective measures where necessary.

2.2.2 Project QA/QC Officer

The Project QA/QC Officer is responsible for ensuring that personnel assigned to the project meet the training requirements of the QA/QC program, monitoring the project work, and verifying that the project work is performed in accordance with the Work Plan and with other established standard operating procedures for the sampling being performed. Additional responsibilities include reviewing and verifying the disposition of nonconformance and corrective action reports. The QA/QC Officer also has the responsibility to assess the effectiveness of the QA/QC program, and to recommend modifications to the program as appropriate.

2.2.3 Project Staff

Members of the project staff are responsible for understanding and implementing the QA/QC program as it relates to the Work Plan objectives.

2.2.4 Regulatory Agency

The soil investigation scope of work presented in the Work Plan is being conducted in accordance with the Agreed Order; MTCA, as established in WAC 173-340-350; and the *Revised Data Gap Memorandum for Site Unit 2, W4 Joint Deliverable, Seattle, Washington* dated March 2, 2015 prepared by Farallon, with Ecology serving as the lead regulatory agency.

3.0 DATA QUALITY OBJECTIVES

The DQOs for this project will be used to develop and implement procedures to ensure that the data collected are of sufficient quality to adequately address the objectives of the RI and the Work Plan. Observations and measurements will be made and recorded in a manner so as to yield results representative of the media and conditions observed and/or measured. Goals for representativeness will be met by ensuring that sampling locations are selected properly, a sufficient number of samples are collected, and field screening and laboratory analyses are conducted properly.

The quality of the laboratory data will be assessed according to the parameters of precision, accuracy, representativeness, completeness, and comparability. The definitions of these parameters and the applicable QC procedures are presented in Sections 3.2 through 3.6. Quantitative DQOs for the parameters precision, accuracy, and completeness are provided following each definition. Laboratory DQOs have been established by the analytical laboratory.

3.1 QUANTITATION LIMITS AND QUALITY CONTROL CRITERIA

The laboratory practical quantitation limits (PQLs) and method detection limits (MDLs) for the COCs are shown in Table 1 compared to the most-conservative preliminary cleanup level for soil. The actual PQL or MDL for soil samples may be higher, depending on the sample matrix, matrix interferences, and laboratory dilution factors. The passive soil gas survey data will be semi-quantitative but will be used in a qualitative manner and not for direct comparison with any of the preliminary cleanup levels or soil gas screening levels for evaluation of potential air quality risk. Data validation procedures will apply to review of the soil gas data package, although the PQLs or MDLs for soil gas are not listed herein.

3.2 PRECISION

Precision is defined as the degree of agreement between or among independent, similar, or repeated measures, and is expressed in terms of analytical variability. For this project, analytical variability will be measured as the relative percent difference (RPD) or coefficient of variation between analytical laboratory duplicates, and between the matrix spike (MS) and matrix spike duplicate (MSD) analyses. Monitoring and sampling variability will be measured by analysis of blind field-replicate samples.

Precision will be calculated as the RPD as follows:

$$RPD = \frac{|S-D|}{(S+D)/2} \times 100$$

where:

RPD = Relative percent difference for compound

S = Analyte concentration in original sample

D = Analyte concentration in duplicate sample

The tolerance limit for percent differences between laboratory duplicates will be ±20 percent; deviations from these criteria will be reported. If the QAPP criteria are not met, the laboratory will provide an explanation of why the limits were exceeded, and will implement appropriate corrective actions for laboratory control samples (LCSs)/LCS duplicates only. RPDs will be evaluated during data review and validation. The independent data reviewer will note deviations from the specified limits, and will comment on the effect of the deviations on reported data. If precision limit exceedances are linked to field sampling, those field sampling procedures will be reviewed, and any problems will be identified. Re-sampling and -analysis may be required.

There are no specific RPD criteria for organic chemical analyses. Quantitative RPD criteria for organic analyses will be based on laboratory-derived control limits.

3.2.1 Duplicate Samples

Field duplicate samples will be collected during sampling to analyze for COCs to assess the precision of laboratory analytical and field sampling methods. Soil sampling is subject to potentially wide ranges of variability due to the heterogeneity of the sample and the limited mass of soil sampled. Conversely, media such as groundwater, air, and soil gas are not as susceptible to the effects of heterogeneity, and are more-reliable media for establishing measures of precision and/or accuracy. Field duplicates for the passive soil gas samples will be collected at a frequency of 10 percent of the primary samples. Field duplicate soil sample for volatile constituents will not be collected.

3.3 ACCURACY

Accuracy (bias) is a statistical measurement of correctness and includes components of random error (i.e., variability due to imprecision) and systematic error. It therefore reflects the total error associated with a measurement. A measurement is accurate when the value reported does not differ excessively from the known concentration of the spike or standard.

Accuracy measures the bias in a measurement system and is difficult to measure for the entire data collection activity. Sources of error include the sampling process, field contamination, preservative handling, sample matrix effects, and sample preparation and analysis techniques. To confirm that the samples collected are not contaminated, laboratory method blank samples will be analyzed.

Accuracy will be calculated as percent recovery of analytes as follows:

$R_i = (Y_i / X_i) \times 100$

where:

R_i = percent recovery for compound i

Y_i = measured analyte concentration of compound i in sample i (measured minus original sample concentration)

X_i = known analyte concentration of compound i in sample i

Laboratory matrix spikes and surrogates will be carried out at the analytical laboratory in accordance with U.S. Environmental Protection Agency (EPA) SW-846 requirements for organic chemical analyses. The frequency for both matrix spikes and matrix spike duplicates will be 1 per batch of 20 samples, or less. Quantitative percent recovery criteria for organic analyses will be based on laboratory-derived control limits for surrogate recovery and matrix spike results.

The resultant percent recovery will be compared to the acceptance criteria defined in the QAPP, and deviations from specified limits will be reported. If the objective criteria are not met, the laboratory will provide an explanation of why acceptability limits were exceeded, and will implement appropriate corrective actions. Percent recoveries will be reviewed during data validation, and deviations from the specified limits will be noted. The data reviewer will comment on the effect of the deviations on reported data.

3.3.1 Laboratory Method Blanks

The laboratory will run method blanks at a minimum frequency of 5 percent (or one per batch) to assess potential contamination of the sample in the laboratory.

3.3.2 Trip Blanks

Laboratory-supplied trip blanks will accompany soil samples collected during sampling events. The trip blank will be analyzed for volatile COCs by EPA Method 8260C to assess the integrity of the sample containers during transport. One trip blank will be analyzed for the set of soil samples collected from CI Plant 2. One trip blank will be analyzed for the set of soil samples collected from CI Plant 4.

3.4 REPRESENTATIVENESS

Representativeness is a qualitative assessment of how closely the measured results reflect the actual concentration or distribution of the constituent concentrations in the matrix sampled. The sampling plan design, sample collection techniques, sample handling protocols, sample analysis methods, and data review procedures have been developed to ensure that the results obtained are representative of CI site conditions. These issues are addressed in detail in Section 4, Data Collection Approach. Representativeness also will be determined by evaluating holding times,

sample preservation, and blank contamination. Samples with expired holding times, improper preservation, or blank contamination may not be representative.

3.5 COMPLETENESS

Completeness is defined as the percentage of measurements judged to be valid. Valid and invalid data (i.e., data qualified with an R-Flag as rejected) will be identified during independent data review. Validation is described in Section 6.5, Data Reduction and Analysis. Completeness is calculated as follows:

$$C = \frac{(Number\ of\ Valid\ Measurements)}{(Total\ Number\ of\ Measurements)} x\ 100$$

The objectives for completeness of samples are expressed as a percentage, and refer to the minimum acceptable percentage of samples received at the laboratory in good condition and acceptable for analysis. Objectives for completeness are based in part on the subsequent uses of the data: the more critical the use, the greater the completeness objective. The objective of completeness is 95 percent of the samples. This objective will be met though the use of proper sample containers, proper sample packaging procedures to prevent breakage during shipment, proper sample preservation, and proper labeling and chain-of-custody procedures. A loss of 5 to 10 percent of intended samples due to refusal or poor sample recovery is common. When feasible, the amount of sample collected will be sufficient to re-analyze the sample should the initial results not meet QC requirements. The goals set for the RI project are considered to be sufficient for intended data uses.

The objectives for completeness of chemical analyses refer to the percentages of analytical requests for which usable analytical data are produced, and also are expressed as a percentage. The initial objective for completeness of chemical analyses in the laboratory is 95 percent.

Sampling and analysis data critical to achieving the objectives for completeness include soil data that define the lateral extent of COCs exceeding preliminary cleanup levels in the areas subject to investigation under the Work Plan.

If overall completeness is less than the stated goal of 95 percent, CI will assess the reason for the lack of completeness, which may include DQOs based on poor assumptions or a work plan that may have been poorly implemented or difficult to carry out. If DQOs are achieved despite lack of completeness, no further work will be performed. If DQOs are not achieved, further sample collection may be necessary, and will be carried out under advisement from Ecology.

3.6 COMPARABILITY

Comparability is the degree to which data from one study can be compared with data from historical studies at the same location, other similar studies, reference values (such as background), reference materials, and screening values.

The following approach will be used to review data generated by CI to ensure sufficient quality for use during the FS:

- Standard sampling techniques will be used during field investigation activities;
- The analytical laboratory will be certified by Ecology and the National Environmental Laboratory Accreditation Program;
- Methods approved by EPA and Ecology will be used. QC samples and standard operating procedures will be used by the laboratory to ensure that reporting standards will be maintained in accordance with the Laboratory Quality Assurance Plan;
- The laboratory provided data reports will be similar to those developed as part of the EPA Contract Laboratory Program for all analyses requiring definitive data. The complete data report and corresponding documentation will be sufficient to perform an appropriate level of data validation; and
- Data quality review and validation will be performed on the analytical data according to the procedures specified in this QAPP.

4.0 DATA COLLECTION APPROACH

Procedures that will be used to collect, preserve, transport, and store samples collected are described in the Work Plan. Sampling protocols will be performed in accordance with generally accepted environmental practices, and will meet or exceed current regulatory standards and guidelines. Sampling procedures may be modified, if necessary, to satisfy amendments to current regulations, methods, or guidelines. Sample containers, preservation methods, and holding times are presented the Work Plan.

5.0 ANALYTICAL PROCEDURES

OnSite Environmental Inc. of Redmond, Washington (OnSite) has been selected as the laboratory to conduct the analysis for COCs in soil. OnSite is certified by Ecology, and meets the QA/QC requirements of both Ecology and EPA. The contact for OnSite is:

Mr. David Baumeister
OnSite Environmental Inc.
14648 Northeast 95th Street
Redmond, Washington 98052
Telephone: (425) 883-3881

A copy of the Laboratory Quality Assurance Manual from OnSite is on file at Farallon for review and reference, and will be followed by the laboratory throughout the FS. Ecology will have access to laboratory personnel, equipment, and records pertaining to sample collection, transportation, and analysis. The specific analytical methods, sample preservation methods, and container requirements for the soil samples are defined in the Work Plan.

Amplified Geochemical Imaging, LLC of Elkton, Maryland (AGI) will provide and analyze the Gore Sorbent modules. The main office contact for AGI is:

Ms. Brenda Dudley
Amplified Geochemical Imaging, LLC
210 Executive Drive, Suite 1
Newark, Delaware 19702
Telephone: (302) 266-2428

Details regarding the use of the Gore Sorbent modules and their analysis are presented on the AGI website at https://www.agisurveys.net/AGI_Tech_Library.html .

6.0 DATA MANAGEMENT AND REPORTING

This section outlines the procedures to be followed for the inventory, control, storage, and retrieval of data collected for the scope of work presented in the Work Plan. The procedures contained in the QAPP are designed to ensure that the integrity of the collected data is maintained for subsequent use.

6.1 DATA TYPES

A variety of data will be generated, including sampling and analytical data. Examples of data types include electronically reported laboratory data and manually recorded field data such as soil descriptions. Laboratory analytical data will be transmitted to Farallon both as an electronic file and as a hard copy laboratory data report. This format will facilitate validation and analysis of these data while avoiding transcription errors that may occur with computer data entry.

6.2 DATA TRANSFER

Procedures controlling the receipt and distribution of incoming data packages to Farallon and the transmittal of outgoing data reports from Farallon are outlined below.

6.2.1 Receipt of Data and Reports

Incoming documents will be date-stamped and filed. Correspondence and transmittal letters for reports, maps, and data will be filed chronologically. Data packages such as those from field personnel and laboratories (e.g., soil analytical data, soil condition observations) will be filed by project task, subject heading, and date. If distribution of a document is required, the number of needed copies will be made and distributed to the appropriate persons or agencies, and recorded on a document transmittal form.

6.2.2 Outgoing Data and Reports

A transmittal sheet will be attached to all project data and reports sent out by Farallon. A copy of each transmittal sheet will be kept in the administrative file and in the project file. The Project Manager or the Project QA/QC Officer will review outgoing documents.

6.3 DATA INVENTORY

Procedures for the filing, storage, and retrieval of project data and reports are discussed below.

6.3.1 Document Filing and Storage

Project files and raw data files will be maintained at the Farallon office. Files will be organized by project task or subject heading, and maintained by the Document Control Clerk. Electronic files will be maintained in a project directory and backed up. The electronic files will be stored on password-protected Microsoft servers with secure firewall protection. In accordance with

WAC 173-340-850, the hard copy and electronic project files will be archived for a minimum of 10 years after completion of compliance monitoring, or as long as any institutional controls remain in effect.

6.3.2 Access to Project Files

Access to project files will be controlled, and limited to CI and its authorized representatives, Ecology, and Farallon personnel. When a hard-copy file is removed for use, a sign-out procedure will be used to track document custody. If a document is to be used for an extended period, a copy will be made, and the original will be returned to the project file. The final version of reports, tables, and figures in electronic format will be write-protected in the project directory.

6.4 DATA QUALITY REVIEW

Data quality review will be performed where applicable using *Uniform Federal Policy for Quality Assurance Project Plans; Evaluating, Assessing, and Documenting Environmental Data Collection and Use Programs; Part 1: UFP-QAPP Manual* dated March 2005 (EPA Publication No. EPA-505-B-04-900A), the EPA Contract Laboratory Program *National Functional Guidelines for Organic Data Quality Review* dated October 1999 (EPA Document Number PB 99-963506), and the EPA Contract Laboratory Program *National Functional Guidelines for Inorganic Data Review* dated October 2004 (EPA Document Number EPA 540-R-04-004). All laboratory data will be verified by Farallon personnel versed in basic data validation criteria as defined in the aforementioned references. The following types of QC information will be reviewed, as appropriate:

- Method deviations;
- Sample extraction and holding times;
- Method reporting limits;
- Blank samples (equipment rinsate and laboratory method);
- Duplicate samples;
- Matrix spike/matrix spike duplicate samples (accuracy);
- Surrogate recoveries;
- Percent completeness and RPDs (precision); and
- Final analytical data packages for samples collected during the subsurface investigation.

Laboratory quality control limits will be provided by the laboratory and evaluated as part of the data validation process. Quality control limits may vary as a result of matrix interference and changes in laboratory control limits at the time of sample analysis.

6.5 DATA REDUCTION AND ANALYSIS

The Project Manager and Project QA/QC Officer are responsible for data review and validation in adherence to the parameters outlined in Section 3, Data Quality Objectives. The type of analyses and presentation methods selected for any given data set will depend on the type, quantity, quality, and prospective use of those data. Analysis of project data will require data reduction for preparation of tables, charts, and maps. To ensure that data are accurately transferred during the reduction process, two data reviews will be performed prior to the issuing of the documents: one by the Project QA/QC Officer or Project Manager, and the second by the Project Principal. Any incorrect transfers of data will be highlighted and corrected.

6.5.1 Data Reporting Formats

Physical and chemical characterization information will be presented in the final report in the format described below.

6.5.1.1 Summary Tables and Plots

To facilitate assimilation and presentation, laboratory reports will be sorted according to various parameters to summarize the information contained. Soil gas and soil sampling and analytical data will be sorted several ways, including by sample point number, constituent, and date of sample collection. The parameters chosen for sorting will depend on the requirements for the most-appropriate format and the utility of that format in demonstrating the physical and chemical characteristics of interest. AGI will provide a separate report that will include summary tables of the analytical data for soil gas.

6.5.1.2 Maps

Plan maps needed to illustrate results will be assembled or prepared. These maps may include but are not limited to plan maps of the CI property and surrounding areas showing confirmed and suspected sources, sampling locations, chemical concentrations for individual chemicals and groups of chemicals, COC distribution maps, CI property features, and/or potential preferential pathways (e.g., sewer lines). AGI will provide a separate report that will include colorized isoconcentration maps of individual COCs based on soil gas analytical data.

7.0 QUALITY CONTROL PROCEDURES

This section provides a description of the QC procedures pertaining to both field activities and laboratory analysis. The QC procedures for field activities include standard operating procedures for sample collection and handling, including field QC samples, and for equipment calibration.

7.1 FIELD QUALITY CONTROL

Field QC samples (e.g., field duplicate samples) will be collected as described in the Work Plan. The purpose of these samples is discussed in Section 3, Data Quality Objectives. Standard operating procedures also will be implemented during field activities. The procedural basis for these field data collection activities will be documented on Field Report forms. Deviations from established protocols will be documented on the Field Report forms.

7.2 LABORATORY QUALITY CONTROL

Analytical laboratory QA/QC procedures are described in the Laboratory Quality Assurance Manual for both OnSite and AGI. The manuals are available through each laboratory if requested, and will be referenced by Farallon in reviewing the data provided by each laboratory.

7.3 DATA QUALITY CONTROL

The laboratory will perform in-house analytical data reduction under the direction of the analytical laboratory QA Manager. The laboratory data-reduction procedures will be those specified in EPA- and Ecology-approved methods, and those described in the laboratory procedures delineated in the Laboratory Quality Assurance Plan. The data-reduction steps will be documented, signed, and dated by the laboratory. Data reduction will be conducted as follows:

- Raw data produced will be processed and reviewed for compliance with the QC criteria established in this QAPP. The raw data will be reviewed also for overall reasonableness and for transcription or calculation errors.
- After the data have been entered into the Laboratory Information Management System, a computerized report will be generated and sent to the analytical laboratory QA Manager.
- The need for any sample re-analysis will be assessed. Upon discovery that an analysis fails to meet the required data quality criteria, the Project QA/QC Officer will be contacted to discuss noncompliant data sets. If corrective actions have been taken and data still do not meet project QA requirements, the Project Manager will be notified.
- Upon acceptance of the preliminary data reports by the analytical laboratory, final analytical reports will be generated. Final data reports will be available within approximately 30 calendar days of sample submittal.

7.3.1 Data Validation

The activities to be undertaken to validate the laboratory analytical data generated are described below.

7.3.1.1 Compliance

The laboratory will assign QC qualifiers (as described and defined in the Laboratory Quality Assurance Plan) if any of the following occurs:

- The concentration of the chemical is below the required reporting limit or above calibration limits;
- The concentration of the chemical is below the required reporting limit but above the method detection limit;
- The chemical is found also in the laboratory blank;
- Spiking analyte recoveries (bias) is outside project-specified control limits (inorganic analyses only);
- Laboratory duplicate precision is outside project-specified control limits (inorganic analyses only); or
- Surrogate recoveries and laboratory duplicate precision are out of control limits for organic analyses.

Other sample-specific qualifiers will be added to describe QC conditions as necessary. The laboratory will maintain detailed procedures for laboratory record-keeping that support the validity of the analytical work completed. Each data report package submitted will contain the laboratory's written certification that the requested analytical method was run and that all QA/QC checks were performed.

The analytical laboratory has the initial responsibility for verifying the correctness and completeness of the data, based on an established set of guidelines and project QC criteria. The following verification will be made:

- Documentation of sampling receipt and handling is complete;
- Sample preparation information is correct and complete;
- Analysis information is correct and complete;
- Raw data, including manual integrations, have been interpreted correctly;
- Appropriate preparation and analysis procedures have been followed;
- Special sample preparation and analytical requirements specific to the Site or project have been met;
- Analytical results have been calculated correctly and are complete;

- QC sample results are within project QC limits;
- Laboratory blanks are within project QC limits; and
- Documentation is complete: all anomalies in preparation and analysis have been documented, holding times have been documented, and all data (including data generated before and after corrective actions or cleanup has been conducted) are included in the laboratory data report.

Qualified laboratory personnel other than the original laboratory analyst will provide an independent peer review of the analytical data package to ensure the following QC elements:

- Appropriate laboratory standard operating procedures have been referenced;
- Calibration data are scientifically sound and appropriate to the method;
- QC sample data are within project-specific limits;
- Qualitative and quantitative results are correct;
- Raw data, including manual interpretations, have been correctly interpreted; and
- Documentation is correct and complete.

7.3.1.2 Comparison

The laboratory data will be validated by Farallon personnel versed in data validation. Data review for this process involves the following elements:

- Assessment of data reliability based on QC sample results;
- Verification that requirements set forth in the project planning documents have been met; and
- Assessment of data usability.

Data review will include evaluation of laboratory summary data for precision, accuracy, representativeness, comparability, and completeness, and a summary of qualified data. Data review will not include review of raw data or recalculation of reported results. The data review summary will provide a list of all samples reviewed, a narrative summarizing each review topic (e.g., calibration, holding times), qualified results, worksheets, and any data resubmitted by the laboratory at the request of the reviewer, including chromatographs.

The data validation process for this project will follow the procedures specified in the *National Functional Guidelines for Superfund Organic Methods Data Review, OSWER 9355.0-132, EPA 540-R-014-002* dated August 2014 prepared by EPA, modified for the

methods used and for project-specific criteria. The review will include verification of the following:

- Compliance with the QAPP;
- Proper sample preservation and handling procedures;
- Holding times;
- Method detection limit and method reporting limit;
- QC results (e.g., surrogate, MS/MSD, and LCS recoveries; MS/MSD, field duplicate, and laboratory duplicate RPDs; serial dilutions);
- Laboratory blank and trip blank analyses;
- Data completeness and format; and
- Data qualifiers assigned by the laboratory.

Qualifiers will be added to data during review as necessary. Qualifiers applied to data as a result of the review will be limited to the following designations:

U = The analyte was analyzed for, but was not detected exceeding the sample-specific reporting limit.

J = The analyte was positively identified, and the associated numerical value is an estimate of the concentration of the analyte in the sample.

UJ = The analyte was not detected exceeding the sample reporting limit, although the reporting limit is approximate and may or may not represent the actual limit of quantitation.

R = The analyte results are rejected due to serious deficiencies in the ability to analyze the sample and meet QC criteria. The presence or absence of the analyte cannot be verified.

7.3.2 Field Data Verification

Farallon will review field records and results from field observations and measurements to ensure that procedures were properly performed and documented. The review of field procedures will include the following factors:

- Completeness and legibility of field logs;
- Preparation and frequency of field QC samples;

- Equipment calibration and maintenance; and
- Chain of Custody forms.

Corrective actions for procedure violations are described in Section 10, Corrective Action.

7.4 DATA ASSESSMENT PROCEDURES

The Project Manager and Project QA/QC Officer are responsible for data review and validation. Upon receipt of each data package from the laboratory, calculations for precision, accuracy, and completeness will be performed using the equations presented in Section 3, Data Quality Objectives. Results will be compared to quantitative DQOs where established, or to qualitative DQOs. The data validation parameters are outlined in Section 3, Data Quality Objectives.

8.0 PERFORMANCE AND SYSTEM AUDITS

Performance audits will be conducted for both sampling and analysis work. Field performance will be monitored through regular review of field notebooks, field measurements, and Chain of Custody forms. The Project Manager and/or the Project QA/QC Officer also may perform periodic on-site review of work in progress.

Ecology accreditation of the analytical laboratory for each type of analysis performed demonstrates the laboratory's ability to properly perform the requested methods. Therefore, a system audit of the analytical laboratories will not be conducted during the course of this project.

The Project Manager and/or Project QA/QC Officer will oversee communication with the analytical laboratories frequently while samples are being processed and analyzed at the laboratories. This oversight will allow Farallon to assess progress toward the DQOs and to take corrective measures, if necessary.

The analytical laboratories are responsible for identifying (and correcting, as appropriate) any deviation from performance standards. The laboratories will communicate to the Project Manager or the Project QA/QC Officer any deviation from the performance standards and the appropriate corrective measures taken during sample analysis. Corrective actions are discussed in Section 10, Corrective Action.

9.0 PREVENTIVE MAINTENANCE

Operation and maintenance manuals will accompany field parameter analysis and measurement equipment. Included in these manuals will be procedures for calibration, operation, and troubleshooting. Maintenance activities will be documented in the project Field Report forms and/or equipment logbooks. A schedule of preventive maintenance activities will be maintained. Spare parts and tools will be included in each equipment storage case to minimize equipment downtime.

10.0 CORRECTIVE ACTION

Corrective actions will be the joint responsibility of the Project Manager and the Project QA/QC Officer. Corrective procedures may include:

- Identifying the source of the violation;
- Reanalyzing samples if holding time criteria permit;
- Re-sampling and analyzing;
- Re-measuring the parameter;
- Evaluating and amending sampling and analytical procedures; and/or
- Qualifying data to indicate the level of uncertainty.

During field sampling operations, the Project Manager and field team members will be responsible for identifying and correcting protocols that may compromise the quality of the data. All corrective actions taken will be documented in the field notes.

11.0 QUALITY ASSURANCE REPORTS

The Technical Memorandum summarizing the results from the soil investigation work will include a QA section, which will summarize the data quality of the deliverables that are generated during the project. This summary will include at a minimum:

- An assessment of data accuracy and completeness;
- The results of performance and/or system audits; and
- Identification of significant QA problems and the impact on the DQOs.

TABLE

QUALITY ASSURANCE PROJECT PLAN
Capital Industries, Inc.
5801 3rd Avenue South
Seattle, Washington

Farallon PN: 457-004

Table 1
Laboratory Reporting Limits and Preliminary Cleanup Levels
Quality Assurance Project Plan
Capital Industries, Inc.
Seattle, Washington
Farallon PN: 457-007

Analyte	Analytical Method	Laboratory Soil PQL (mg/kg)	Laboratory Soil MDL (mg/kg)	Preliminary Cleanup Levels for Soil [1] (mg/kg)
Tetrachloroethene	EPA 8260B	0.001	0.000288	0.05
Trichloroethene	EPA 8260B	0.001	0.000146	0.03
cis-1,2-Dichloroethene	EPA 8260B	0.001	0.000208	160
trans-1,2-Dichloroethene	EPA 8260B	0.001	0.000161	0.59
1,1-Dichloroethene	EPA 8260B	0.001	0.000294	0.055
Vinyl Chloride	EPA 8260B	0.001	0.000315	0.002

NOTES:

[1] The basis for screening levels for soil and water are presented in the Revised Preliminary Cleanup Standards Memorandum dated September 12, 2014, prepared by Farallon Consulting, L.L.C. The most-conservative preliminary cleanup level for soil is presented.

EPA = U.S. Environmental Protection Agency
GC/FID = gas chromatograph/flame ionization detection
µg/l = micrograms per liter
mg/kg = milligrams per kilogram
PQL = practical quantitation limit

APPENDIX D
BORING LOGS

REMEDIAL INVESTIGATION DATA GAP RESOLUTION
SUMMARY REPORT
Capital Industries, Inc.
Site Unit 2
Seattle, Washington

Farallon PN: 457-007

Log of Boring: CI-20-80

Client: Capital Industries, Inc.
Project: Remedial Investigation
Location: Seattle, WA
Farallon PN: 457-007
Logged By: Ryan Ostrom

Date/Time Started:	9/15/15 @ 0940	**Sampler Type:**	PE Bag
Date/Time Completed:	9/16/15 @ 0930	**Drive Hammer (lbs.):**	NA
Equipment:	Terra Sonic	**Depth of Water ATD (ft bgs):**	37.0
Drilling Company:	Holt Drilling	**Total Boring Depth (ft bgs):**	80.0
Drilling Foreman:	Pete Rosenberg	**Total Well Depth (ft bgs):**	80.0
Drilling Method:	Sonic		

Depth (feet bgs.)	Lithologic Description	USCS	% Recovery	PID (ppm)	Sample ID	Sample Analyzed	Boring/Well Construction Details
0	0.0-0.4': Asphalt.	AC					Concrete
	0.4-8.0': Air knife to clear for utilities. Poorly graded SAND with silt (90% sand, 10% silt), fine to medium sand, brown, moist, no odor, no staining.	SP-SM	100				
5							
	8.0-10.0': Poorly graded SAND (95% sand, 5% silt), fine to medium sand, gray, moist, no odor, no staining.	SP	100	NA	CI-20-8.0	X	
10	10.0-13.5': Poorly graded SAND (95% sand, 5% silt), fine to medium sand, gray, moist, no odor, no staining.	SP		0.3	CI-20-10.0		▼ Water Level Following Development
	13.5-13.7': Sandy SILT (70% silt, 30% sand), fine sand, brown, moist, no odor, no staining.	ML					
15	13.7-20.0': Silty SAND (80% sand, 20% silt), fine to medium sand, gray, moist, no odor, no staining.	SM	100	0.0	CI-20-15.0		Bentonite
20	20.0-30.0': Silty SAND (80% sand, 20% silt), fine to medium sand, gray, moist, no odor, no staining.	SM		0.0	CI-20-20.0	X	
25			100	0.0	CI-20-25.0		
30							

Well Construction Information

Monument Type:	Flush	**Filter Pack:**	20/40 Sand	**Ground Surface Elevation (ft):**	NA
Casing Diameter (inches):	2.0	**Surface Seal:**	Concrete	**Top of Casing Elevation (ft):**	NA
Screen Slot Size (inches):	0.010	**Annular Seal:**	Bentonite	**Surveyed Location:**	**X:** NA
Screened Interval (ft bgs):	75-80	**Boring Abandonment:**	NA		**Y:** NA

Log of Boring: CI-20-80

Client: Capital Industries, Inc.
Project: Remedial Investigation
Location: Seattle, WA
Farallon PN: 457-007
Logged By: Ryan Ostrom

Date/Time Started:	9/15/15 @ 0940	**Sampler Type:**	PE Bag
Date/Time Completed:	9/16/15 @ 0930	**Drive Hammer (lbs.):**	NA
Equipment:	Terra Sonic	**Depth of Water ATD (ft bgs):**	37.0
Drilling Company:	Holt Drilling	**Total Boring Depth (ft bgs):**	80.0
Drilling Foreman:	Pete Rosenberg	**Total Well Depth (ft bgs):**	80.0
Drilling Method:	Sonic		

Depth (feet bgs.)	Sample Interval	Lithologic Description	USCS	USGS Graphic	% Recovery	Blow Counts 8/8/8	PID (ppm)	Sample ID	Sample Analyzed	Boring/Well Construction Details
30		30.0-37.0': Silty SAND (80% sand, 20% silt), fine to medium sand, gray, moist, no odor, no staining.	SM				0.3	CI-20-30.0		
35					100		0.9	CI-20-35.0		
		37.0-40.0': Silty SAND (70% sand, 30% silt), fine to medium sand, gray, wet, no odor, no staining.	SM							Water Level ATD
40		40.0-42.0': Silty SAND (80% sand, 20% silt), fine sand, gray, wet, no odor, no staining.	SM				1.1	CI-20-40.0	X	
		42.0-49.0': Poorly graded SAND (95% sand, 5% silt), fine to medium sand, gray, moist, no odor, no staining.	SP							
45					90		1.1	CI-20-45.0		Bentonite
50		49.0-50.0': No recovery. Lost while extracting soil from casing.								
		50.0-58.0': Silty SAND (70% sand, 30% silt), fine sand, gray, wet, no odor, no staining.	SM				2.3	CI-20-50.0		
55					100		0.0	CI-20-55.0	X	
		58.0-60.0': Silty SAND (80% sand, 20% silt), fine sand, gray, moist, no odor, no staining.	SM							
60										

Well Construction Information

Monument Type:	Flush	**Filter Pack:**	20/40 Sand	**Ground Surface Elevation (ft):**	NA
Casing Diameter (inches):	2.0	**Surface Seal:**	Concrete	**Top of Casing Elevation (ft):**	NA
Screen Slot Size (inches):	0.010	**Annular Seal:**	Bentonite	**Surveyed Location:**	**X:** NA
Screened Interval (ft bgs):	75-80	**Boring Abandonment:**	NA		**Y:** NA

Log of Boring: CI-20-80

Client: Capital Industries, Inc.
Project: Remedial Investigation
Location: Seattle, WA
Farallon PN: 457-007
Logged By: Ryan Ostrom

Date/Time Started:	9/15/15 @ 0940	**Sampler Type:**	PE Bag
Date/Time Completed:	9/16/15 @ 0930	**Drive Hammer (lbs.):**	NA
Equipment:	Terra Sonic	**Depth of Water ATD (ft bgs):**	37.0
Drilling Company:	Holt Drilling	**Total Boring Depth (ft bgs):**	80.0
Drilling Foreman:	Pete Rosenberg	**Total Well Depth (ft bgs):**	80.0
Drilling Method:	Sonic		

Depth (feet bgs.)	Sample Interval	Lithologic Description	USCS	USGS Graphic	% Recovery	Blow Counts 8/8/8	PID (ppm)	Sample ID	Sample Analyzed	Boring/Well Construction Details
60		60.0-65.0': Silty SAND (70% sand, 30% silt), fine to medium sand, gray, wet, no odor, no staining.	SM							
65		65.0-70.0': Silty SAND (80% sand, 20% silt), fine to medium sand, gray, wet, no odor, no staining.	SM		100		0.0	CI-20-65.0		Bentonite
70		70.0-73.0': Silty SAND (70% sand, 30% silt), fine to medium sand, gray, wet, no odor, no staining.	SM				0.1	CI-20-70.0	X	
		73.0-80.0': Silty SAND (80% sand, 20% silt), fine to medium sand, gray, wet, no odor, no staining.	SM							20/40 Sand
75					100		0.5	CI-20-75.0	X	
										Screen
80							0.3	CI-20-80.0	X	
		Drillers encountered heaving sands at approximately 36' BGS. A total of approximately 175 gallons of potable water was used during installation of the monitoring well to clear soil from the drilling casing.								
85										
90										

Well Construction Information

Monument Type: Flush
Casing Diameter (inches): 2.0
Screen Slot Size (inches): 0.010
Screened Interval (ft bgs): 75-80

Filter Pack: 20/40 Sand
Surface Seal: Concrete
Annular Seal: Bentonite
Boring Abandonment: NA

Ground Surface Elevation (ft): NA
Top of Casing Elevation (ft): NA
Surveyed Location: X: NA
Y: NA

Log of Boring: P2-1

Client: Capital Industries
Project: Remedial Investigation
Location: Seattle, WA
Farallon PN: 457-007
Logged By: Ryan Ostrom

Date/Time Started:	10/11/15 @ 1100	**Sampler Type:**	5' Macrocore
Date/Time Completed:	10/11/15 @ 1112	**Drive Hammer (lbs.):**	NA
Equipment:	PowerProbe 9100	**Depth of Water ATD (ft bgs):**	NE
Drilling Company:	ESN	**Total Boring Depth (ft bgs):**	10.0
Drilling Foreman:	Richard Bates	**Total Well Depth (ft bgs):**	NA
Drilling Method:	Geoprobe		

Depth (feet bgs.)	Sample Interval	Lithologic Description	USCS	USGS Graphic	% Recovery	Blow Counts 8/8/8	PID (ppm)	Sample ID	Sample Analyzed	Boring/Well Construction Details
0		0.0-0.5': Concrete.	CO							Concrete
		0.5-2.5': Poorly graded SAND (95% sand, 5% silt), fine to medium sand, light brown, moist, no odor, no staining.	SP				0.2	P2-1-1.0	X	
		2.5-3.3': Fill Material. Various mix of brick debris, coarse sand, and white limestone-like material.	FILL		66		0.3	P2-1-3.0	X	
		3.3-5.0': No recovery.								
5		5.0-10.0': Drillers state no recovery due to brick in the shoe and loose material.			0					Bentonite
10										

Well Construction Information

Monument Type:	NA	**Filter Pack:**	NA	**Ground Surface Elevation (ft):**	NA
Casing Diameter (inches):	NA	**Surface Seal:**	Concrete	**Top of Casing Elevation (ft):**	NA
Screen Slot Size (inches):	NA	**Annular Seal:**	NA	**Surveyed Location:**	**X:** NA
Screened Interval (ft bgs):	NA	**Boring Abandonment:**	Bentonite		**Y:** NA

Log of Boring: P2-2

Client: Capital Industries
Project: Remedial Investigation
Location: Seattle, WA

Farallon PN: 457-007

Logged By: Ryan Ostrom

Date/Time Started:	10/11/15 @ 1120	**Sampler Type:**	5' Macrocore
Date/Time Completed:	10/11/15 @ 1138	**Drive Hammer (lbs.):**	NA
Equipment:	PowerProbe 9100	**Depth of Water ATD (ft bgs):**	8.7
Drilling Company:	ESN	**Total Boring Depth (ft bgs):**	10.0
Drilling Foreman:	Richard Bates	**Total Well Depth (ft bgs):**	NA
Drilling Method:	Geoprobe		

Depth (feet bgs.)	Sample Interval	Lithologic Description	USCS	USGS Graphic	% Recovery	Blow Counts 8/8/8	PID (ppm)	Sample ID	Sample Analyzed	Boring/Well Construction Details
0		0.0-0.5': Concrete.	CO							Concrete
		0.5-2.9': Poorly graded SAND (95% sand, 5% silt), fine to medium sand, light brown, moist, no odor, no staining.	SP		82		0.4	P2-2-1.0	X	
		2.9-4.1': Silty SAND (60% sand, 40% silt), fine to medium sand, dark brown, moist, no odor, no staining.	SM				0.4	P2-2-3.0	X	
		4.1-5.0': No recovery.								
5		5.0-8.3': Silty SAND (60% sand, 40% silt), fine sand, gray, moist, no odor, no staining.	SM		100		0.2	P2-2-5.0	X	Bentonite
							0.3	P2-2-8.0	X	
		8.3-10.0': Poorly graded SAND (95% sand, 5% silt), fine to medium sand, gray, moist to wet at 8.7' bgs, no odor, no staining.	SP							Water Level
10										

Well Construction Information

Monument Type:	NA	**Filter Pack:**	NA	**Ground Surface Elevation (ft):**	NA
Casing Diameter (inches):	NA	**Surface Seal:**	Concrete	**Top of Casing Elevation (ft):**	NA
Screen Slot Size (inches):	NA	**Annular Seal:**	NA	**Surveyed Location:**	**X:** NA
Screened Interval (ft bgs):	NA	**Boring Abandonment:**	Bentonite		**Y:** NA

Log of Boring: P2-3

Client: Capital Industries
Project: Remedial Investigation
Location: Seattle, WA

Farallon PN: 457-007

Logged By: Ryan Ostrom

Date/Time Started:	10/11/15 @ 1139	**Sampler Type:**	5' Macrocore
Date/Time Completed:	10/11/15 @ 1146	**Drive Hammer (lbs.):**	NA
Equipment:	PowerProbe 9100	**Depth of Water ATD (ft bgs):**	8.0
Drilling Company:	ESN	**Total Boring Depth (ft bgs):**	10.0
Drilling Foreman:	Richard Bates	**Total Well Depth (ft bgs):**	NA
Drilling Method:	Geoprobe		

Depth (feet bgs.)	Lithologic Description	USCS	% Recovery	Blow Counts 8/8/8	PID (ppm)	Sample ID	Sample Analyzed
0	0.0-0.5': Concrete.	CO					
	0.5-2.6': Poorly graded SAND (95% sand, 5% silt), fine to medium sand, light brown, moist, no odor, no staining.	SP			0.3	P2-3-1.0	X
	2.6-2.8': Concrete.	CO	70				
	2.8-3.5': Poorly graded SAND (95% sand, 5% silt), fine to medium sand, brown, moist, no odor, no staining.	SP			0.3	P2-3-3.0	X
	3.5-5.0': No recovery.						
5	5.0-8.0': Silty SAND (60% sand, 40% silt), fine sand, gray with rust orange streaks, moist, no odor, no staining.	SM			0.4	P2-3-5.0	X
			92		0.4	P2-3-7.5	X
	8.0-9.6': Poorly graded SAND (95% sand, 5% silt), fine to medium sand, gray, wet, no odor, no staining, brick debris present.	SP					
	9.6-10.0': No recovery.						
10							

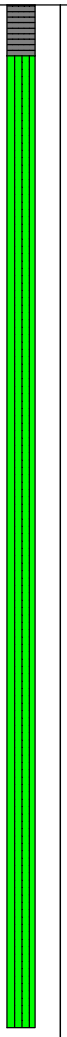

Well Construction Information

Monument Type:	NA	**Filter Pack:**	NA
Casing Diameter (inches):	NA	**Surface Seal:**	Concrete
Screen Slot Size (inches):	NA	**Annular Seal:**	NA
Screened Interval (ft bgs):	NA	**Boring Abandonment:**	Bentonite

Ground Surface Elevation (ft):	NA
Top of Casing Elevation (ft):	NA
Surveyed Location:	**X:** NA
	Y: NA

Log of Boring: P2-4

Client: Capital Industries
Project: Remedial Investigation
Location: Seattle, WA

Farallon PN: 457-007

Logged By: Ryan Ostrom

Date/Time Started:	10/10/15 @ 1305	**Sampler Type:**	5' Macrocore
Date/Time Completed:	10/10/15 @ 1325	**Drive Hammer (lbs.):**	NA
Equipment:	PowerProbe 9100	**Depth of Water ATD (ft bgs):**	8.0
Drilling Company:	ESN	**Total Boring Depth (ft bgs):**	10.0
Drilling Foreman:	Richard Bates	**Total Well Depth (ft bgs):**	NA
Drilling Method:	Geoprobe		

Depth (feet bgs.)	Sample Interval	Lithologic Description	USCS	USGS Graphic	% Recovery	Blow Counts 8/8/8	PID (ppm)	Sample ID	Sample Analyzed	Boring/Well Construction Details
0		0.0-0.5': Concrete.	CO							Concrete
		0.5-2.4': Poorly graded SAND (95% sand, 5% silt), fine to medium sand, light brown, moist, no odor, no staining.	SP				0.6	P2-4-1.0	X	
		2.4-3.0': Sandy SILT (60% silt, 40% sand), fine sand, dark brown, moist, earthy odor, no staining, wood debris present.	ML		60		2.0	P2-4-3.0	X	
		3.0-5.0': No recovery.								
5		5.0-6.4': Poorly graded SAND with silt (90% sand, 10% silt), fine to medium sand, dark brown, moist, no odor, no staining.	SP-SM				0.6	P2-4-5.0	X	Bentonite
		6.4-8.7': Poorly graded SAND (95% sand, 5% silt), fine sand, gray, moist to wet at 8.0' bgs, no odor, no staining.	SP		74		0.6	P2-4-7.5	X	Water Level
		8.7-10.0': No recovery.								
10										

Well Construction Information

Monument Type:	NA	**Filter Pack:**	NA	**Ground Surface Elevation (ft):**	NA
Casing Diameter (inches):	NA	**Surface Seal:**	Concrete	**Top of Casing Elevation (ft):**	NA
Screen Slot Size (inches):	NA	**Annular Seal:**	NA	**Surveyed Location:**	**X:** NA
Screened Interval (ft bgs):	NA	**Boring Abandonment:**	Bentonite		**Y:** NA

FARALLON CONSULTING

Log of Boring: P2-5

Client: Capital Industries
Project: Remedial Investigation
Location: Seattle, WA

Farallon PN: 457-007

Logged By: Ryan Ostrom

Date/Time Started:	10/10/15 @ 1222	**Sampler Type:**	5' Macrocore
Date/Time Completed:	10/10/15 @ 1234	**Drive Hammer (lbs.):**	NA
Equipment:	PowerProbe 9100	**Depth of Water ATD (ft bgs):**	7.9
Drilling Company:	ESN	**Total Boring Depth (ft bgs):**	10.0
Drilling Foreman:	Richard Bates	**Total Well Depth (ft bgs):**	NA
Drilling Method:	Geoprobe		

Depth (feet bgs.)	Lithologic Description	USCS	% Recovery	PID (ppm)	Sample ID	Sample Analyzed
0	0.0-0.5': Concrete.	CO				
	0.5-2.4': Poorly graded SAND (95% sand, 5% silt), fine to medium sand, light brown, moist, no odor, no staining.	SP		0.5	P2-5-1.0	X
	2.4-3.3': Silty SAND (60% sand, 40% silt), fine sand, dark brown, moist, no odor, no staining.	SM	76	0.8	P2-5-3.0	X
	3.3-3.8': Poorly graded SAND (95% sand, 5% silt), fine to medium sand, dark brown, moist, no odor, no staining, wood debris.	SP-SM				
	3.8-5.0': No recovery.					
5	5.0-7.9': Silty SAND (60% sand, 40% silt), fine sand, brown, moist, no odor, no staining.	SM	88	0.5	P2-5-5.0	X
				0.4	P2-5-7.5	X
	7.9-9.4': Poorly graded SAND (95% sand, 5% silt), fine to medium sand, gray, wet, no odor, no staining.	SP-SM				
	9.4-10.0': No recovery.					
10						

Boring/Well Construction Details: Concrete; Bentonite; Water Level

Well Construction Information

Monument Type:	NA	**Filter Pack:**	NA	**Ground Surface Elevation (ft):**	NA
Casing Diameter (inches):	NA	**Surface Seal:**	Concrete	**Top of Casing Elevation (ft):**	NA
Screen Slot Size (inches):	NA	**Annular Seal:**	NA	**Surveyed Location:**	**X:** NA
Screened Interval (ft bgs):	NA	**Boring Abandonment:**	Bentonite		**Y:** NA

Log of Boring: P2-6

Client: Capital Industries
Project: Remedial Investigation
Location: Seattle, WA
Farallon PN: 457-007
Logged By: Ryan Ostrom

Date/Time Started:	10/10/15 @ 1240	**Sampler Type:**	5' Macrocore
Date/Time Completed:	10/10/15 @ 1300	**Drive Hammer (lbs.):**	NA
Equipment:	PowerProbe 9100	**Depth of Water ATD (ft bgs):**	8.4
Drilling Company:	ESN	**Total Boring Depth (ft bgs):**	10.0
Drilling Foreman:	Richard Bates	**Total Well Depth (ft bgs):**	NA
Drilling Method:	Geoprobe		

Depth (feet bgs.)	Lithologic Description	USCS	% Recovery	Blow Counts 8/8/8	PID (ppm)	Sample ID	Sample Analyzed
0	0.0-0.5': Concrete.	CO					
	0.5-3.5': Poorly graded SAND (95% sand, 5% silt), fine to medium sand, light brown, moist, no odor, no staining.	SP	70		0.6	P2-6-1.0	X
					0.7	P2-6-3.0	X
	3.5-5.0': No recovery.						
5	5.0-7.0': Poorly graded SAND (95% sand, 5% silt), fine to medium sand, gray, moist, no odor, no staining.	SP			0.5	P2-6-5.0	X
	7.0-8.4': Silty SAND (60% sand, 40% silt), fine sand, light brown, moist, no odor, no staining.	SM	84		0.6	P2-6-8.0	X
	8.4-9.2': Poorly graded SAND (95% sand, 5% silt), fine to medium sand, gray, wet, no odor, no staining.	SP					
	9.2-10.0': No recovery.						
10							

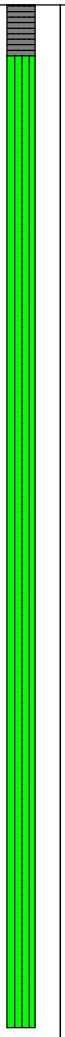

Well Construction Information

Monument Type:	NA	**Filter Pack:**	NA	**Ground Surface Elevation (ft):**	NA
Casing Diameter (inches):	NA	**Surface Seal:**	Concrete	**Top of Casing Elevation (ft):**	NA
Screen Slot Size (inches):	NA	**Annular Seal:**	NA	**Surveyed Location:**	**X:** NA
Screened Interval (ft bgs):	NA	**Boring Abandonment:**	Bentonite		**Y:** NA

Log of Boring: P2-7

Client: Capital Industries
Project: Remedial Investigation
Location: Seattle, WA

Farallon PN: 457-007

Logged By: Ryan Ostrom

Date/Time Started:	10/10/15 @ 1132	**Sampler Type:**	5' Macrocore
Date/Time Completed:	10/10/15 @ 1150	**Drive Hammer (lbs.):**	NA
Equipment:	PowerProbe 9100	**Depth of Water ATD (ft bgs):**	7.7
Drilling Company:	ESN	**Total Boring Depth (ft bgs):**	10.0
Drilling Foreman:	Richard Bates	**Total Well Depth (ft bgs):**	NA
Drilling Method:	Geoprobe		

Depth (feet bgs.)	Sample Interval	Lithologic Description	USCS	USGS Graphic	% Recovery	Blow Counts 8/8/8	PID (ppm)	Sample ID	Sample Analyzed	Boring/Well Construction Details
0		0.0-0.4': Concrete.	CO							Concrete
		0.4-2.8': Poorly graded SAND (95% sand, 5% silt), fine to medium sand, light brown, moist, no odor, no staining.	SP		76		0.4	P2-7-1.0	X	
		2.8-3.3': Silty SAND (60% sand, 40% silt), fine sand, dark brown, moist, no odor, wood debris present, no staining.	SM				1.8	P2-7-3.0	X	
		3.3-3.8': Poorly graded SAND (95% sand, 5% silt), fine sand, gray, moist, no odor, no staining.	SP							
		3.8-5.0': No recovery.								
5		5.0-7.7': Silty SAND (60% sand, 40% silt), fine sand, brown, moist, no odor, no staining.	SM		100		0.8	P2-7-5.0	X	Bentonite
		7.7-10.0': Poorly graded SAND with silt (90% sand, 10% silt), fine to medium sand, gray, wet, no odor, no staining.	SP-SM				0.8	P2-7-7.5	X	Water Level
10										

Well Construction Information

Monument Type:	NA	**Filter Pack:**	NA	**Ground Surface Elevation (ft):**	NA
Casing Diameter (inches):	NA	**Surface Seal:**	Concrete	**Top of Casing Elevation (ft):**	NA
Screen Slot Size (inches):	NA	**Annular Seal:**	NA	**Surveyed Location:**	**X:** NA
Screened Interval (ft bgs):	NA	**Boring Abandonment:**	Bentonite		**Y:** NA

Log of Boring: P2-8

Client: Capital Industries
Project: Remedial Investigation
Location: Seattle, WA
Farallon PN: 457-007
Logged By: Ryan Ostrom

Date/Time Started:	10/10/15 @ 1106	**Sampler Type:**	5' Macrocore
Date/Time Completed:	10/10/15 @ 1130	**Drive Hammer (lbs.):**	NA
Equipment:	PowerProbe 9100	**Depth of Water ATD (ft bgs):**	7.9
Drilling Company:	ESN	**Total Boring Depth (ft bgs):**	10.0
Drilling Foreman:	Richard Bates	**Total Well Depth (ft bgs):**	NA
Drilling Method:	Geoprobe		

Depth (feet bgs.)	Sample Interval	Lithologic Description	USCS	USGS Graphic	% Recovery	Blow Counts 8/8/8	PID (ppm)	Sample ID	Sample Analyzed	Boring/Well Construction Details
0		0.0-0.4': Concrete.	CO							Concrete
		0.4-2.2': Poorly graded SAND (95% sand, 5% silt), fine to medium sand, light brown, moist, no odor, no staining.	SP				0.4	P2-8-1.0	X	
		2.2-2.9': Silty SAND (60% sand, 40% silt), fine sand, dark brown, moist, no odor, no staining.	SM		80					
		2.9-3.4': Poorly graded SAND (95% sand, 5% silt), fine to medium sand, brown, moist, no odor, no staining.	SP				0.6	P2-8-3.0	X	
		3.4-4.0': Sandy SILT (60% silt, 40% sand), fine sand, light brown, moist, no odor, no staining.	ML							
		4.0-5.0': No recovery.								
5		5.0-7.4': Poorly graded SAND (95% sand, 5% silt), fine to medium sand, light brown, moist, no odor, no staining.	SP				0.3	P2-8-5.0	X	Bentonite
		7.4-7.9': SILT with sand (80% silt, 20% sand), fine sand, rusty orange color, moist, no odor, no staining.	ML		100		0.4	P2-8-7.5	X	Water Level
		7.9-10.0': Poorly graded SAND with silt (90% sand, 10% silt), fine to medium sand, gray, wet, no odor, no staining.	SP-SM							
10										

Well Construction Information

Monument Type:	NA	**Filter Pack:**	NA	**Ground Surface Elevation (ft):**	NA
Casing Diameter (inches):	NA	**Surface Seal:**	Concrete	**Top of Casing Elevation (ft):**	NA
Screen Slot Size (inches):	NA	**Annular Seal:**	NA	**Surveyed Location:**	**X:** NA
Screened Interval (ft bgs):	NA	**Boring Abandonment:**	Bentonite		**Y:** NA

Log of Boring: P2-9

Client: Capital Industries
Project: Remedial Investigation
Location: Seattle, WA
Farallon PN: 457-007
Logged By: Ryan Ostrom

Date/Time Started:	10/10/15 @ 1008	**Sampler Type:**	5' Macrocore
Date/Time Completed:	10/10/15 @ 1025	**Drive Hammer (lbs.):**	NA
Equipment:	PowerProbe 9100	**Depth of Water ATD (ft bgs):**	7.5
Drilling Company:	ESN	**Total Boring Depth (ft bgs):**	10.0
Drilling Foreman:	Richard Bates	**Total Well Depth (ft bgs):**	NA
Drilling Method:	Geoprobe		

Depth (feet bgs.)	Sample Interval	Lithologic Description	USCS	USGS Graphic	% Recovery	Blow Counts 8/8/8	PID (ppm)	Sample ID	Sample Analyzed	Boring/Well Construction Details
0		0.0-0.5': Concrete.	CO							Concrete
		0.5-3.0': Poorly graded SAND with silt (90% sand, 10% silt), fine to medium sand, brown, moist, no odor, no staining.	SP-SM		80		0.5	P2-9-1.0	X	
		3.0-4.0': Silty SAND (70% sand, 30% silt), fine sand, brown, moist, no odor, no staining.	SM				0.4	P2-9-3.0	X	
		4.0-5.0': No recovery.								
5		5.0-8.0': Silty SAND (70% sand, 30% silt), fine sand, brown, moist to wet at 7.5' bgs, no odor, no staining.	SM		90		0.2	P2-9-5.0	X	Bentonite
							0.2	P2-9-7.0	X	Water Level
		8.0-9.5': Poorly graded SAND with silt (90% sand, 10% silt), fine to medium sand, brown, wet, no odor, no staining.	SP-SM							
		9.5-10.0': No recovery.								
10										

Well Construction Information

Monument Type:	NA	**Filter Pack:**	NA	**Ground Surface Elevation (ft):**	NA
Casing Diameter (inches):	NA	**Surface Seal:**	Concrete	**Top of Casing Elevation (ft):**	NA
Screen Slot Size (inches):	NA	**Annular Seal:**	NA	**Surveyed Location:**	**X:** NA
Screened Interval (ft bgs):	NA	**Boring Abandonment:**	Bentonite		**Y:** NA

Log of Boring: P2-10

Client: Capital Industries
Project: Remedial Investigation
Location: Seattle, WA

Farallon PN: 457-007

Logged By: Ryan Ostrom

Date/Time Started:	10/10/15 @ 1040	**Sampler Type:**	5' Macrocore
Date/Time Completed:	10/10/15 @ 1050	**Drive Hammer (lbs.):**	NA
Equipment:	PowerProbe 9100	**Depth of Water ATD (ft bgs):**	8.0
Drilling Company:	ESN	**Total Boring Depth (ft bgs):**	10.0
Drilling Foreman:	Richard Bates	**Total Well Depth (ft bgs):**	NA
Drilling Method:	Geoprobe		

Depth (feet bgs.)	Sample Interval	Lithologic Description	USCS	% Recovery	Blow Counts 8/8/8	PID (ppm)	Sample ID	Sample Analyzed
0		0.0-0.5': Concrete.	CO					
		0.5-2.6': Poorly graded SAND (95% sand, 5% silt), fine to medium sand, brown, moist, no odor, no staining.	SP	76		0.6	P2-10-1.0	X
		2.6-2.8': Sandy Silt (70% silt, 30% sand), fine sand, dark brown, moist, no odor, no staining.	ML			0.4	P2-10-3.0	X
		2.8-3.0': Concrete.	CO					
		3.0-3.8': Silty SAND (70% sand, 30% silt), fine to medium sand, dark brown, moist, no odor, no staining.	SM					
		3.8-5.0': No recovery.						
5		5.0-8.0': Silty SAND (70% sand, 30% silt), fine to medium sand, brown, moist, no odor, no staining.	SM	100		0.3	P2-10-5.0	X
						0.3	P2-10-7.5	X
		8.0-10.0': Poorly graded SAND (95% sand, 5% silt), fine to medium sand, brown, wet, no odor, no staining.	SP					
10								

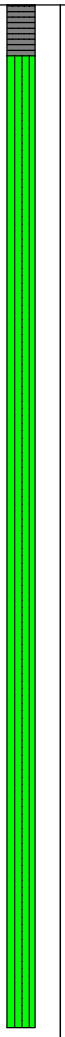

Concrete
Bentonite
Water Level

Well Construction Information

Monument Type:	NA	**Filter Pack:**	NA	**Ground Surface Elevation (ft):**	NA
Casing Diameter (inches):	NA	**Surface Seal:**	Concrete	**Top of Casing Elevation (ft):**	NA
Screen Slot Size (inches):	NA	**Annular Seal:**	NA	**Surveyed Location:**	**X:** NA
Screened Interval (ft bgs):	NA	**Boring Abandonment:**	Bentonite		**Y:** NA

Log of Boring: P2-11

Client: Capital Industries
Project: Remedial Investigation
Location: Seattle, WA
Farallon PN: 457-007
Logged By: Ryan Ostrom

Date/Time Started:	10/10/15 @ 1158	**Sampler Type:**	5' Macrocore
Date/Time Completed:	10/10/15 @ 1215	**Drive Hammer (lbs.):**	NA
Equipment:	PowerProbe 9100	**Depth of Water ATD (ft bgs):**	8.0
Drilling Company:	ESN	**Total Boring Depth (ft bgs):**	10.0
Drilling Foreman:	Richard Bates	**Total Well Depth (ft bgs):**	NA
Drilling Method:	Geoprobe		

Depth (feet bgs.)	Sample Interval	Lithologic Description	USCS	USGS Graphic	% Recovery	Blow Counts 8/8/8	PID (ppm)	Sample ID	Sample Analyzed	Boring/Well Construction Details
0		0.0-0.5': Concrete.	CO							Concrete
		0.5-2.7': Poorly graded SAND (95% sand, 5% silt), fine to medium sand, light brown, moist, no odor, no staining.	SP		80		0.4	P2-11-1.0	X	
		2.7-4.0': Silty SAND (60% sand, 40% silt), fine sand, dark brown, moist, no odor, no staining.	SM				0.4	P2-11-3.0	X	
		4.0-5.0': No recovery.								
5		5.0-9.0': Silty SAND (60% sand, 40% silt), fine to medium sand, gray, moist to wet at 8.0' bgs, no odor, no staining.	SM		100		0.4	P2-11-5.0	X	Bentonite
							0.6	P2-11-7.5	X	Water Level
		9.0-10.0': Poorly graded SAND (95% sand, 5% silt), fine to medium sand, gray, wet, no odor, no staining.	SP							
10										

Well Construction Information

Monument Type:	NA	**Filter Pack:**	NA	**Ground Surface Elevation (ft):**	NA
Casing Diameter (inches):	NA	**Surface Seal:**	Concrete	**Top of Casing Elevation (ft):**	NA
Screen Slot Size (inches):	NA	**Annular Seal:**	NA	**Surveyed Location:**	**X:** NA
Screened Interval (ft bgs):	NA	**Boring Abandonment:**	Bentonite		**Y:** NA

FARALLON CONSULTING

Log of Boring: P2-12

Client: Capital Industries
Project: Remedial Investigation
Location: Seattle, WA

Farallon PN: 457-007

Logged By: Ryan Ostrom

Date/Time Started:	10/10/15 @ 1435	**Sampler Type:**	5' Macrocore
Date/Time Completed:	10/10/15 @ 1450	**Drive Hammer (lbs.):**	NA
Equipment:	PowerProbe 9100	**Depth of Water ATD (ft bgs):**	8.7
Drilling Company:	ESN	**Total Boring Depth (ft bgs):**	10.0
Drilling Foreman:	Richard Bates	**Total Well Depth (ft bgs):**	NA
Drilling Method:	Geoprobe		

Depth (feet bgs.)	Sample Interval	Lithologic Description	USCS	USGS Graphic	% Recovery	Blow Counts 8/8/8	PID (ppm)	Sample ID	Sample Analyzed	Boring/Well Construction Details
0		0.0-0.5': Concrete.	CO							Concrete
		0.5-2.8': Poorly graded SAND (95% sand, 5% silt), fine to medium sand, light brown, moist, no odor, no staining.	SP		76		0.4	P2-12-1.0	X	
		2.8-3.8': Silty SAND (60% sand, 40% silt), fine sand, dark brown, moist, no odor, no staining.	SM				0.7	P2-12-3.0	X	
		3.8-5.0': No recovery.								
5		5.0-8.7': Silty SAND (60% sand, 40% silt), fine to medium sand, gray, moist, no odor, no staining.	SM		100		0.4	P2-12-5.0	X	Bentonite
		8.7-10.0': Poorly graded SAND (95% sand, 5% silt), fine to medium sand, gray, wet, no odor, no staining.	SP				0.4	P2-12-8.5	X	Water Level
10										

Well Construction Information

Monument Type:	NA	**Filter Pack:**	NA	**Ground Surface Elevation (ft):**	NA
Casing Diameter (inches):	NA	**Surface Seal:**	Concrete	**Top of Casing Elevation (ft):**	NA
Screen Slot Size (inches):	NA	**Annular Seal:**	NA	**Surveyed Location:**	**X:** NA
Screened Interval (ft bgs):	NA	**Boring Abandonment:**	Bentonite		**Y:** NA

Log of Boring: P2-13

Client: Capital Industries
Project: Remedial Investigation
Location: Seattle, WA
Farallon PN: 457-007
Logged By: Ryan Ostrom

Date/Time Started:	10/10/15 @ 1355	**Sampler Type:**	5' Macrocore
Date/Time Completed:	10/10/15 @ 1425	**Drive Hammer (lbs.):**	NA
Equipment:	PowerProbe 9100	**Depth of Water ATD (ft bgs):**	8.8
Drilling Company:	ESN	**Total Boring Depth (ft bgs):**	10.0
Drilling Foreman:	Richard Bates	**Total Well Depth (ft bgs):**	NA
Drilling Method:	Geoprobe		

Depth (feet bgs.)	Sample Interval	Lithologic Description	USCS	USGS Graphic	% Recovery	Blow Counts 8/8/8	PID (ppm)	Sample ID	Sample Analyzed	Boring/Well Construction Details
0		0.0-0.5': Concrete.	CO							Concrete
		0.5-2.4': Poorly graded SAND (95% sand, 5% silt), fine to medium sand, light brown, moist, sweet odor at 1.0' bgs, no staining, PID spiked to 112.0 ppm while screening the top 0.5' of core.	SP				10.2	P2-13-1.0	X	
		2.4-3.3': Silty SAND (60% sand, 40% silt), fine sand, dark brown, moist, no odor, no staining.	SM		66		0.3	P2-13-3.0	X	
		3.3-5.0': No recovery.								
5		5.0-8.5': Silty SAND (60% sand, 40% silt), fine sand, light brown, moist, sweet odor, no staining.	SM		100		46.7	P2-13-5.0	X	Bentonite
							0.6	P2-13-8.0	X	
		8.5-10.0': Poorly graded SAND with silt (90% sand, 10% silt), fine to medium sand, gray, moist to wet at 8.8' bgs, no odor, no staining.	SP-SM							Water Level
10										

Well Construction Information

Monument Type:	NA	**Filter Pack:**	NA	**Ground Surface Elevation (ft):**	NA
Casing Diameter (inches):	NA	**Surface Seal:**	Concrete	**Top of Casing Elevation (ft):**	NA
Screen Slot Size (inches):	NA	**Annular Seal:**	NA	**Surveyed Location:**	**X:** NA
Screened Interval (ft bgs):	NA	**Boring Abandonment:**	Bentonite		**Y:** NA

Log of Boring: P2-14

Client: Capital Industries
Project: Remedial Investigation
Location: Seattle, WA

Farallon PN: 457-007

Logged By: Ryan Ostrom

Date/Time Started:	10/10/15 @ 1330	**Sampler Type:**	5' Macrocore
Date/Time Completed:	10/10/15 @ 1350	**Drive Hammer (lbs.):**	NA
Equipment:	PowerProbe 9100	**Depth of Water ATD (ft bgs):**	8.6
Drilling Company:	ESN	**Total Boring Depth (ft bgs):**	10.0
Drilling Foreman:	Richard Bates	**Total Well Depth (ft bgs):**	NA
Drilling Method:	Geoprobe		

Depth (feet bgs.)	Sample Interval	Lithologic Description	USCS	USGS Graphic	% Recovery	Blow Counts 8/8/8	PID (ppm)	Sample ID	Sample Analyzed	Boring/Well Construction Details
0		0.0-0.5': Concrete.	CO							Concrete
		0.5-3.6': Poorly graded SAND with silt (90% sand, 10% silt), fine to medium sand, brown, moist, no odor, no staining, brick debris at 3.0' bgs.	SP-SM		72		0.8	P2-14-1.0	X	
							0.7	P2-14-3.0	X	
		3.6-5.0': No recovery.								
5		5.0-8.6': Silty SAND (60% sand, 40% silt), fine sand, brown, moist, no odor, no staining.	SM		92		0.7	P2-14-5.0	X	Bentonite
							0.6	P2-14-8.0	X	Water Level
		8.6-9.6': Poorly graded SAND with silt (90% sand, 10% silt), fine to medium sand, brown, wet, no odor, no staining.	SP-SM							
		9.6-10.0': No recovery.								
10										

Well Construction Information

Monument Type:	NA	**Filter Pack:**	NA	**Ground Surface Elevation (ft):**	NA
Casing Diameter (inches):	NA	**Surface Seal:**	Concrete	**Top of Casing Elevation (ft):**	NA
Screen Slot Size (inches):	NA	**Annular Seal:**	NA	**Surveyed Location:**	**X:** NA
Screened Interval (ft bgs):	NA	**Boring Abandonment:**	Bentonite		**Y:** NA

Log of Boring: P2-15

Client: Capital Industries
Project: Remedial Investigation
Location: Seattle, WA
Farallon PN: 457-007
Logged By: Ryan Ostrom

Date/Time Started:	10/11/15 @ 0856	**Sampler Type:**	5' Macrocore
Date/Time Completed:	10/11/15 @ 0910	**Drive Hammer (lbs.):**	NA
Equipment:	PowerProbe 9100	**Depth of Water ATD (ft bgs):**	8.5
Drilling Company:	ESN	**Total Boring Depth (ft bgs):**	10.0
Drilling Foreman:	Richard Bates	**Total Well Depth (ft bgs):**	NA
Drilling Method:	Geoprobe		

Depth (feet bgs.)	Sample Interval	Lithologic Description	USCS	USGS Graphic	% Recovery	Blow Counts 8/8/8	PID (ppm)	Sample ID	Sample Analyzed	Boring/Well Construction Details
0		0.0-0.5': Concrete.	CO							Concrete
		0.5-3.4': Poorly graded SAND (95% sand, 5% silt), fine to medium sand, brown, moist, no odor, no staining.	SP		68		0.1	P2-15-1.0	X	
							0.2	P2-15-3.0	X	
		3.4-5.0': No recovery.								
5		5.0-8.5': Silty SAND (60% sand, 40% silt), fine sand, gray, moist, no odor, no staining.	SM		100		0.4	P2-15-5.0	X	Bentonite
							0.4	P2-15-8.0	X	Water Level
		8.5-10.0': Poorly graded SAND (95% sand, 5% silt), fine to medium sand, gray, wet, no odor, no staining.	SP							
10										

Well Construction Information

Monument Type:	NA	**Filter Pack:**	NA	**Ground Surface Elevation (ft):**	NA
Casing Diameter (inches):	NA	**Surface Seal:**	Concrete	**Top of Casing Elevation (ft):**	NA
Screen Slot Size (inches):	NA	**Annular Seal:**	NA	**Surveyed Location:**	**X:** NA
Screened Interval (ft bgs):	NA	**Boring Abandonment:**	Bentonite		**Y:** NA

FARALLON CONSULTING

Log of Boring: P2-16

Client: Capital Industries
Project: Remedial Investigation
Location: Seattle, WA

Farallon PN: 457-007

Logged By: Ryan Ostrom

Date/Time Started:	10/11/15 @ 0916	**Sampler Type:**	5' Macrocore
Date/Time Completed:	10/11/15 @ 0930	**Drive Hammer (lbs.):**	NA
Equipment:	PowerProbe 9100	**Depth of Water ATD (ft bgs):**	8.0
Drilling Company:	ESN	**Total Boring Depth (ft bgs):**	10.0
Drilling Foreman:	Richard Bates	**Total Well Depth (ft bgs):**	NA
Drilling Method:	Geoprobe		

Depth (feet bgs.)	Sample Interval	Lithologic Description	USCS	USGS Graphic	% Recovery	Blow Counts 8/8/8	PID (ppm)	Sample ID	Sample Analyzed	Boring/Well Construction Details
0		0.0-0.5': Concrete.	CO							Concrete
		0.5-2.6': Poorly graded SAND (95% sand, 5% silt), fine to medium sand, light brown, moist, no odor, no staining.	SP				0.3	P2-16-1.0	X	
		2.6-3.5': Silty SAND (60% sand, 40% silt), fine sand, dark brown, moist, no odor, no staining.	SM		70		0.2	P2-16-3.0	X	
		3.5-5.0': No recovery.								
5		5.0-5.7': Poorly graded SAND (95% sand, 5% silt), fine to medium sand, light brown, moist, no odor, no staining.	SP				0.3	P2-16-5.0	X	Bentonite
		5.7-8.5': Silty SAND (60% sand, 40% silt), fine sand, gray, moist to wet at 8.0' bgs, no odor, no staining.	SM		100		0.4	P2-16-7.5	X	Water Level
		8.5-10.0': Poorly graded SAND (95% sand, 5% silt), fine to medium sand, gray, wet, no odor, no staining.	SP							
10										

Well Construction Information

Monument Type:	NA	**Filter Pack:**	NA	**Ground Surface Elevation (ft):**	NA
Casing Diameter (inches):	NA	**Surface Seal:**	Concrete	**Top of Casing Elevation (ft):**	NA
Screen Slot Size (inches):	NA	**Annular Seal:**	NA	**Surveyed Location:**	**X:** NA
Screened Interval (ft bgs):	NA	**Boring Abandonment:**	Bentonite		**Y:** NA

Log of Boring: P2-17

Client: Capital Industries
Project: Remedial Investigation
Location: Seattle, WA

Farallon PN: 457-007

Logged By: Ryan Ostrom

Date/Time Started:	10/11/15 @ 1022	**Sampler Type:**	5' Macrocore
Date/Time Completed:	10/11/15 @ 1030	**Drive Hammer (lbs.):**	NA
Equipment:	PowerProbe 9100	**Depth of Water ATD (ft bgs):**	8.2
Drilling Company:	ESN	**Total Boring Depth (ft bgs):**	10.0
Drilling Foreman:	Richard Bates	**Total Well Depth (ft bgs):**	NA
Drilling Method:	Geoprobe		

Depth (feet bgs.)	Sample Interval	Lithologic Description	USCS	USGS Graphic	% Recovery	Blow Counts 8/8/8	PID (ppm)	Sample ID	Sample Analyzed	Boring/Well Construction Details
0		0.0-0.5': Concrete.	CO							Concrete
		0.5-2.1': Poorly graded SAND (95% sand, 5% silt), fine to medium sand, light brown, moist, no odor, no staining.	SP				0.3	P2-17-1.0	X	
		2.1-3.1': Silty SAND (60% sand, 40% silt), fine to medium sand, dark brown, moist, no odor, no staining, wood and brick debris present.	SM		76		0.6	P2-17-3.0	X	
		3.1-3.8': Silty SAND (60% sand, 40% silt), fine sand, gray, moist, no odor, no staining.	SM							
		3.8-5.0': No recovery.								
5		5.0-7.7': Silty SAND (60% sand, 40% silt), fine sand, gray, moist, no odor, no staining, zone of wetness from 6.0 to 6.6' bgs.	SM				0.3	P2-17-5.0	X	Bentonite
		7.7-8.9': Poorly graded SAND (95% sand, 5% silt), fine to medium sand, gray, moist to wet at 8.2' bgs, no odor, no staining.	SP		78		0.3	P2-17-7.5	X	Water Level
		8.9-10.0': No recovery.								
10										

Well Construction Information

Monument Type:	NA	**Filter Pack:**	NA	**Ground Surface Elevation (ft):**	NA
Casing Diameter (inches):	NA	**Surface Seal:**	Concrete	**Top of Casing Elevation (ft):**	NA
Screen Slot Size (inches):	NA	**Annular Seal:**	NA	**Surveyed Location:**	**X:** NA
Screened Interval (ft bgs):	NA	**Boring Abandonment:**	Bentonite		**Y:** NA

Log of Boring: P4-B1

Client: Capital Industries
Project: Remedial Investigation
Location: Seattle, WA
Farallon PN: 457-007
Logged By: Anna Sigel

Date/Time Started:	10/17/15 @ 0915	**Sampler Type:**	5' Macrocore
Date/Time Completed:	10/17/15 @ 0930	**Drive Hammer (lbs.):**	NA
Equipment:	PowerProbe 9100	**Depth of Water ATD (ft bgs):**	8.0
Drilling Company:	ESN	**Total Boring Depth (ft bgs):**	10.0
Drilling Foreman:	Richard Bates	**Total Well Depth (ft bgs):**	NA
Drilling Method:	Geoprobe		

Depth (feet bgs.)	Sample Interval	Lithologic Description	USCS	USGS Graphic	% Recovery	Blow Counts 8/8/8	PID (ppm)	Sample ID	Sample Analyzed	Boring/Well Construction Details
0		0.0-1.0': Silty SAND (60% sand, 40% silt), medium sand, brown, loose, moist, no odor, no staining.	SM							Concrete
		1.0-3.0': SILT with sand (80% silt, 20% sand), fine sand, light brown, moist, no odor, no staining.	ML		40		0.8	P4-B1-1.0-101715	X	
		3.0-5.0': No recovery.					0.5	P4-B1-3.0-101715	X	
5		5.0-7.3': SILT with sand (80% silt, 20% sand), fine sand, light brown, soft, moist, no odor, no staining, sand lense at 5.5' bgs.	ML				0.5	P4-B1-5.0-101715	X	Bentonite
		7.3-8.8': Poorly graded SAND with silt (90% sand, 10% silt), dark brown, loose, moist to wet at, 8.0' bgs, no odor, no staining.	SP-SM		76		0.4	P4-B1-7.8-101715	X	Water Level
		8.8-10.0': No recovery.								
10										

Well Construction Information

Monument Type:	NA	**Filter Pack:**	NA	**Ground Surface Elevation (ft):**	NA
Casing Diameter (inches):	NA	**Surface Seal:**	Concrete	**Top of Casing Elevation (ft):**	NA
Screen Slot Size (inches):	NA	**Annular Seal:**	NA	**Surveyed Location:**	**X:** NA
Screened Interval (ft bgs):	NA	**Boring Abandonment:**	Bentonite		**Y:** NA

Log of Boring: P4-B2

Client: Capital Industries
Project: Remedial Investigation
Location: Seattle, WA
Farallon PN: 457-007
Logged By: Anna Sigel

Date/Time Started:	10/17/15 @ 0930	**Sampler Type:**	5' Macrocore
Date/Time Completed:	10/17/15 @ 0945	**Drive Hammer (lbs.):**	NA
Equipment:	PowerProbe 9100	**Depth of Water ATD (ft bgs):**	8.2
Drilling Company:	ESN	**Total Boring Depth (ft bgs):**	10.0
Drilling Foreman:	Richard Bates	**Total Well Depth (ft bgs):**	NA
Drilling Method:	Geoprobe		

Depth (feet bgs.)	Sample Interval	Lithologic Description	USCS	USGS Graphic	% Recovery	Blow Counts 8/8/8	PID (ppm)	Sample ID	Sample Analyzed	Boring/Well Construction Details
0		0.0-1.2': Silty SAND (80% sand, 20% silt), medium sand, light brown, loose, moist, no odor, no staining.	SM				0.4	P4-B2-1.0-101715	X	Concrete
		1.2-3.5': SILT with sand (80% silt, 20% sand), fine sand, light brown, soft, moist, no odor, no staining, wood chips at 2.7' bgs.	ML		70		0.7	P4-B2-3.0-101715	X	
		3.5-5.0': No recovery.								
5		5.0-6.7': SILT with sand (80% silt, 20% sand), fine sand, light brown, soft, moist, no odor, no staining.	ML				1.0	P4-B2-5.0-101715	X	Bentonite
		6.7-8.8': Poorly graded SAND with silt (90% sand, 10% silt), medium sand, dark brown, loose, moist to wet at 8.2' bgs, no odor, no staining.	SP-SM		76		0.5	P4-B2-8.0-101715	X	Water Level
		8.8-10.0': No recovery.								
10										

Well Construction Information

Monument Type:	NA	**Filter Pack:**	NA	**Ground Surface Elevation (ft):**	NA
Casing Diameter (inches):	NA	**Surface Seal:**	Concrete	**Top of Casing Elevation (ft):**	NA
Screen Slot Size (inches):	NA	**Annular Seal:**	NA	**Surveyed Location:**	**X:** NA
Screened Interval (ft bgs):	NA	**Boring Abandonment:**	Bentonite		**Y:** NA

Log of Boring: P4-B3

Client: Capital Industries
Project: Remedial Investigation
Location: Seattle, WA
Farallon PN: 457-007
Logged By: Anna Sigel

Date/Time Started:	10/17/15 @ 0950	**Sampler Type:**	5' Macrocore
Date/Time Completed:	10/17/15 @ 1000	**Drive Hammer (lbs.):**	NA
Equipment:	PowerProbe 9100	**Depth of Water ATD (ft bgs):**	6.8
Drilling Company:	ESN	**Total Boring Depth (ft bgs):**	10.0
Drilling Foreman:	Richard Bates	**Total Well Depth (ft bgs):**	NA
Drilling Method:	Geoprobe		

Depth (feet bgs.)	Sample Interval	Lithologic Description	USCS	USGS Graphic	% Recovery	Blow Counts 8/8/8	PID (ppm)	Sample ID	Sample Analyzed	Boring/Well Construction Details
0		0.0-1.0': Silty SAND (80% sand, 20% silt), medium sand, light brown, moist, no odor, no staining.	SM							Concrete
		1.0-3.5': SILT with sand (80% silt, 20% sand), fine sand, dark brown from 1.0-1.3' bgs and light brown from 1.3-3.5' bgs, soft, moist, no odor, no staining.	ML		70		0.4	P4-B3-1.0-101715	X	
							0.4	P4-B3-3.0-101715	X	
		3.5-5.0': No recovery.								
5		5.0-7.1': SILT with sand (80% silt, 20% sand), fine sand, light brown, soft, moist to wet at 6.8' bgs and wet to moist at 7.1' bgs, no odor, no staining.	ML				0.7	P4-B3-5.0-101715	X	Bentonite
							0.4	P4-B3-6.3-101715	X	Water Level
		7.1-8.8': Poorly graded SAND with silt (90% sand, 10% silt), medium sand, dark brown, loose, moist, no odor, no staining.	SP-SM		76		0.5	P4-B3-8.0-101715	X	
		8.8-10.0': No recovery.								
10										

Well Construction Information

Monument Type:	NA	**Filter Pack:**	NA	**Ground Surface Elevation (ft):**	NA
Casing Diameter (inches):	NA	**Surface Seal:**	Concrete	**Top of Casing Elevation (ft):**	NA
Screen Slot Size (inches):	NA	**Annular Seal:**	NA	**Surveyed Location:**	**X:** NA
Screened Interval (ft bgs):	NA	**Boring Abandonment:**	Bentonite		**Y:** NA

Log of Boring: P4-B4

Client: Capital Industries
Project: Remedial Investigation
Location: Seattle, WA
Farallon PN: 457-007
Logged By: Anna Sigel

Date/Time Started:	10/17/15 @ 1020	**Sampler Type:**	5' Macrocore
Date/Time Completed:	10/17/15 @ 1035	**Drive Hammer (lbs.):**	NA
Equipment:	PowerProbe 9100	**Depth of Water ATD (ft bgs):**	8.2
Drilling Company:	ESN	**Total Boring Depth (ft bgs):**	10.0
Drilling Foreman:	Richard Bates	**Total Well Depth (ft bgs):**	NA
Drilling Method:	Geoprobe		

Depth (feet bgs.)	Sample Interval	Lithologic Description	USCS	USGS Graphic	% Recovery	Blow Counts 8/8/8	PID (ppm)	Sample ID	Sample Analyzed	Boring/Well Construction Details
0		0.0-1.1': Silty SAND (80% sand, 20% silt), medium sand, light brown, loose, moist, no odor, no staining.	SM							Concrete
		1.1-3.2': SILT with sand (80% silt, 20% sand), fine sand, dark brown to light brown at 1.6' bgs, soft, moist, no odor, no staining.	ML		64		0.7	P4-B4-1.0-101715	X	
		3.2-5.0': No recovery.					0.7	P4-B4-3.0-101715	X	
5		5.0-7.1': SILT with sand (80% silt, 20% sand), fine sand, light brown, soft, moist, no odor, no staining.	ML				0.5	P4-B4-5.0-101715	X	Bentonite
		7.1-8.9': Poorly graded SAND with silt (90% sand, 10% silt), medium sand, dark brown, loose, moist to wet at 8.2' bgs, no odor, no staining.	SP-SM		78		0.4	P4-B4-8.0-101715	X	Water Level
		8.9-10.0': No recovery.								
10										

Well Construction Information

Monument Type:	NA	**Filter Pack:**	NA	**Ground Surface Elevation (ft):**	NA
Casing Diameter (inches):	NA	**Surface Seal:**	Concrete	**Top of Casing Elevation (ft):**	NA
Screen Slot Size (inches):	NA	**Annular Seal:**	NA	**Surveyed Location:**	**X:** NA
Screened Interval (ft bgs):	NA	**Boring Abandonment:**	Bentonite		**Y:** NA

Log of Boring: P4-B5

Client: Capital Industries
Project: Remedial Investigation
Location: Seattle, WA
Farallon PN: 457-007
Logged By: Anna Sigel

Date/Time Started:	10/17/15 @ 1035	**Sampler Type:**	5' Macrocore
Date/Time Completed:	10/17/15 @ 1040	**Drive Hammer (lbs.):**	NA
Equipment:	PowerProbe 9100	**Depth of Water ATD (ft bgs):**	6.4
Drilling Company:	ESN	**Total Boring Depth (ft bgs):**	10.0
Drilling Foreman:	Richard Bates	**Total Well Depth (ft bgs):**	NA
Drilling Method:	Geoprobe		

Depth (feet bgs.)	Sample Interval	Lithologic Description	USCS	USGS Graphic	% Recovery	Blow Counts 8/8/8	PID (ppm)	Sample ID	Sample Analyzed	Boring/Well Construction Details
0		0.0-1.4': Silty SAND (80% sand, 20% silt), medium sand, light brown, loose, moist, no odor, no staining.	SM				0.7	P4-B5-1.0-101715	X	Concrete
		1.4-3.1': SILT with sand (80% silt, 20% sand), fine sand, light brown, soft, moist, no odor, no staining.	ML		62		0.4	P4-B5-3.0-101715	X	
		3.1-5.0': No recovery.								
5		5.0-7.1': SILT with sand (80% silt, 20% sand), fine sand, light brown, soft, moist to wet at 6.4' bgs, no odor, no staining.	ML				0.5	P4-B5-5.0-101715	X	Bentonite
							1.1	P4-B5-6.0-101715	X	Water Level
		7.1-8.7': Poorly graded SAND with silt (90% sand, 10% silt), medium sand, brown, loose, moist, no odor, no staining.	SP-SM		74		0.6	P4-B5-8.0-101715	X	
		8.7-10.0': No recovery.								
10										

Well Construction Information

Monument Type:	NA	**Filter Pack:**	NA	**Ground Surface Elevation (ft):**	NA
Casing Diameter (inches):	NA	**Surface Seal:**	Concrete	**Top of Casing Elevation (ft):**	NA
Screen Slot Size (inches):	NA	**Annular Seal:**	NA	**Surveyed Location:**	**X:** NA
Screened Interval (ft bgs):	NA	**Boring Abandonment:**	Bentonite		**Y:** NA

Log of Boring: P4-B6

Client: Capital Industries
Project: Remedial Investigation
Location: Seattle, WA
Farallon PN: 457-007
Logged By: Anna Sigel

Date/Time Started:	10/17/15 @ 1100	**Sampler Type:**	5' Macrocore
Date/Time Completed:	10/17/15 @ 1115	**Drive Hammer (lbs.):**	NA
Equipment:	PowerProbe 9100	**Depth of Water ATD (ft bgs):**	6.0
Drilling Company:	ESN	**Total Boring Depth (ft bgs):**	10.0
Drilling Foreman:	Richard Bates	**Total Well Depth (ft bgs):**	NA
Drilling Method:	Geoprobe		

Depth (feet bgs.)	Lithologic Description	USCS	% Recovery	PID (ppm)	Sample ID	Sample Analyzed
0	0.0-0.7': Silty SAND (80% sand, 20% silt), medium sand, light brown, loose, moist, no odor, no staining.	SM	62	5.7	P4-B6-1.0-101715	X
	0.7-3.1': SILT with sand (80% silt, 20% sand), fine sand, dark brown to light brown at 1.5' bgs, soft, moist, no odor, no staining.	ML		2.8	P4-B6-3.0-101715	X
	3.1-5.0': No recovery.					
5	5.0-7.1': SILT with sand (80% silt, 20% sand), fine sand, light brown, moist to wet at 6.0' bgs, no odor, no staining, sand lense at 5.5' bgs.	ML	70	3.2	P4-B6-5.7-101715	X
	7.1-8.5': Poorly graded SAND with silt (90% sand, 10% silt), medium sand, dark brown, loose, wet to moist at 7.1' bgs, no odor, no staining.	SP-SM		1.0	P4-B6-8.0-101715	X
	8.5-10.0': No recovery.					
10						

Boring/Well Construction Details: Concrete; Bentonite; Water Level

Well Construction Information

Monument Type:	NA	**Filter Pack:**	NA	**Ground Surface Elevation (ft):**	NA
Casing Diameter (inches):	NA	**Surface Seal:**	Concrete	**Top of Casing Elevation (ft):**	NA
Screen Slot Size (inches):	NA	**Annular Seal:**	NA	**Surveyed Location:**	**X:** NA
Screened Interval (ft bgs):	NA	**Boring Abandonment:**	Bentonite		**Y:** NA

Log of Boring: P4-B7

Client: Capital Industries
Project: Remedial Investigation
Location: Seattle, WA

Farallon PN: 457-007

Logged By: Anna Sigel

Date/Time Started:	10/17/15 @ 1125	**Sampler Type:**	5' Macrocore
Date/Time Completed:	10/17/15 @ 1150	**Drive Hammer (lbs.):**	NA
Equipment:	PowerProbe 9100	**Depth of Water ATD (ft bgs):**	7.3
Drilling Company:	ESN	**Total Boring Depth (ft bgs):**	10.0
Drilling Foreman:	Richard Bates	**Total Well Depth (ft bgs):**	NA
Drilling Method:	Geoprobe		

Depth (feet bgs.)	Sample Interval	Lithologic Description	USCS	USGS Graphic	% Recovery	Blow Counts 8/8/8	PID (ppm)	Sample ID	Sample Analyzed	Boring/Well Construction Details
0		0.0-0.8': Silty SAND (80% sand, 20% silt), medium sand, light brown, loose, moist, no odor, no staining.	SM							Concrete
		0.8-3.0': SILT with sand (80% silt, 20% sand), fine sand, light brown, soft, moist, no odor, no staining.	ML		60		3.3	P4-B7-1.0-101715	X	
		3.0-5.0': No recovery.					1.3	P4-B7-3.0-101715	X	
5		5.0-5.6': SILT with sand (80% silt, 20% sand), fine sand, light brown, soft, moist, no odor, no staining, sand lense at 5.5' bgs.	ML				1.7	P4-B7-5.0-101715	X	Bentonite
		5.6-8.1': Poorly graded SAND with silt (90% sand, 10% silt), medium sand, dark brown, moist to wet at 7.3' bgs, no odor, no staining, silt lense at 7.2' bgs.	SP-SM		62		0.7	P4-B7-6.9-101715	X	Water Level
		8.1-10.0': No recovery.					1.8	P4-B7-8.0-101715	X	
10										

Well Construction Information

Monument Type:	NA	**Filter Pack:**	NA	**Ground Surface Elevation (ft):**	NA
Casing Diameter (inches):	NA	**Surface Seal:**	Concrete	**Top of Casing Elevation (ft):**	NA
Screen Slot Size (inches):	NA	**Annular Seal:**	NA	**Surveyed Location:**	**X:** NA
Screened Interval (ft bgs):	NA	**Boring Abandonment:**	Bentonite		**Y:** NA

Log of Boring: P4-B8

Client: Capital Industries
Project: Remedial Investigation
Location: Seattle, WA
Farallon PN: 457-007
Logged By: Anna Sigel

Date/Time Started:	10/17/15 @ 1200	**Sampler Type:**	5' Macrocore
Date/Time Completed:	10/17/15 @ 1210	**Drive Hammer (lbs.):**	NA
Equipment:	PowerProbe 9100	**Depth of Water ATD (ft bgs):**	5.7
Drilling Company:	ESN	**Total Boring Depth (ft bgs):**	10.0
Drilling Foreman:	Richard Bates	**Total Well Depth (ft bgs):**	NA
Drilling Method:	Geoprobe		

Depth (feet bgs.)	Sample Interval	Lithologic Description	USCS	USGS Graphic	% Recovery	Blow Counts 8/8/8	PID (ppm)	Sample ID	Sample Analyzed	Boring/Well Construction Details
0		0.0-1.0': Silty SAND (80% sand, 20% silt), medium sand, light brown, loose, moist, no odor, no staining.	SM							Concrete
		1.0-3.5': SILT with sand (80% silt, 20% sand), fine sand, light brown, soft, moist, no odor, no staining.	ML		70		0.3	P4-B8-1.0-101715	X	
		3.5-5.0': No recovery.					3.5	P4-B8-3.0-101715	X	
5		5.0-7.3': SILT with sand (80% silt, 20% sand), fine sand, light brown, soft, moist to wet at 5.7' bgs, no odor, no staining, sand lense at 5.5' bgs.	ML				4.0	P4-B8-5.0-101715	X	Bentonite
		7.3-8.5': Poorly graded SAND with silt (90% sand, 10% silt), medium sand, dark brown, moist, no odor, no staining.	SP-SM		70					Water Level
		8.5-10.0': No recovery.					0.9	P4-B8-8.0-101715	X	
10										

Well Construction Information

Monument Type:	NA	**Filter Pack:**	NA	**Ground Surface Elevation (ft):**	NA
Casing Diameter (inches):	NA	**Surface Seal:**	Concrete	**Top of Casing Elevation (ft):**	NA
Screen Slot Size (inches):	NA	**Annular Seal:**	NA	**Surveyed Location:**	**X:** NA
Screened Interval (ft bgs):	NA	**Boring Abandonment:**	Bentonite		**Y:** NA

Log of Boring: P4-B9

Client: Capital Industries
Project: Remedial Investigation
Location: Seattle, WA
Farallon PN: 457-007
Logged By: Anna Sigel

Date/Time Started:	10/17/15 @ 1220	**Sampler Type:**	5' Macrocore
Date/Time Completed:	10/17/15 @ 1235	**Drive Hammer (lbs.):**	NA
Equipment:	PowerProbe 9100	**Depth of Water ATD (ft bgs):**	5.8
Drilling Company:	ESN	**Total Boring Depth (ft bgs):**	10.0
Drilling Foreman:	Richard Bates	**Total Well Depth (ft bgs):**	NA
Drilling Method:	Geoprobe		

Depth (feet bgs.)	Sample Interval	Lithologic Description	USCS	USGS Graphic	% Recovery	Blow Counts 8/8/8	PID (ppm)	Sample ID	Sample Analyzed	Boring/Well Construction Details
0		0.0-0.8': Silty SAND (80% sand, 20% silt), medium sand, light brown, loose, moist, no odor, no staining.	SM							Concrete
		0.8-2.0': SILT with sand (80% silt, 20% sand), fine sand, dark brown to brown at 1.6' bgs, soft, moist, no odor, no staining.	ML				0.8	P4-B9-1.0-101715	X	
		2.0-5.0': No recovery.			40		0.5	P4-B9-2.0-101715	X	
5		5.0-7.6': SILT with sand (80% silt, 20% sand), fine sand, brown, soft, moist to wet at 5.8' bgs, no odor, no staining.	ML				0.6	P4-B9-5.0-101715	X	Bentonite Water Level
		7.6-8.6': Poorly graded SAND with silt (90% sand, 10% silt), medium sand, brown, loose, moist, no odor, no staining.	SP-SM		72		0.5	P4-B9-8.0-101715	X	
		8.6-10.0': No recovery.								
10										

Well Construction Information

Monument Type:	NA	**Filter Pack:**	NA	**Ground Surface Elevation (ft):**	NA
Casing Diameter (inches):	NA	**Surface Seal:**	Concrete	**Top of Casing Elevation (ft):**	NA
Screen Slot Size (inches):	NA	**Annular Seal:**	NA	**Surveyed Location:**	**X:** NA
Screened Interval (ft bgs):	NA	**Boring Abandonment:**	Bentonite		**Y:** NA

Log of Boring: P4-B10

Client: Capital Industries
Project: Remedial Investigation
Location: Seattle, WA
Farallon PN: 457-007
Logged By: Anna Sigel

Date/Time Started:	10/17/15 @ 1335	**Sampler Type:**	5' Macrocore
Date/Time Completed:	10/17/15 @ 1355	**Drive Hammer (lbs.):**	NA
Equipment:	PowerProbe 9100	**Depth of Water ATD (ft bgs):**	6.6
Drilling Company:	ESN	**Total Boring Depth (ft bgs):**	10.0
Drilling Foreman:	Richard Bates	**Total Well Depth (ft bgs):**	NA
Drilling Method:	Geoprobe		

Depth (feet bgs.)	Sample Interval	Lithologic Description	USCS	USGS Graphic	% Recovery	Blow Counts 8/8/8	PID (ppm)	Sample ID	Sample Analyzed	Boring/Well Construction Details
0		0.0-1.3': Silty SAND (80% sand, 20% silt), medium to fine sand, dark brown, loose, moist, no odor, no staining, sand lense at 0.5' bgs.	SM				0.6	P4-B10-1.0-101715	X	Concrete
		1.3-3.2': SILT with sand (80% silt, 20% sand), fine sand, light brown, soft, moist, no odor, no staining.	ML		64		0.3	P4-B10-3.0-101715	X	
		3.2-5.0': No recovery.								
5		5.0-7.1': SILT with sand (80% silt, 20% sand), fine sand, light brown, soft, moist to wet at 6.6' bgs, no odor, no staining.	ML				21.3	P4-B10-5.0-101715	X	Bentonite Water Level
		7.1-8.2': Poorly graded SAND with silt (90% sand, 10% silt), medium sand, dark brown, loose, moist, no odor, no staining.	SP-SM		64		0.5	P4-B10-8.0-101715	X	
		8.2-10.0': No recovery.								
10										

Well Construction Information

Monument Type:	NA	**Filter Pack:**	NA	**Ground Surface Elevation (ft):**	NA
Casing Diameter (inches):	NA	**Surface Seal:**	Concrete	**Top of Casing Elevation (ft):**	NA
Screen Slot Size (inches):	NA	**Annular Seal:**	NA	**Surveyed Location:**	**X:** NA
Screened Interval (ft bgs):	NA	**Boring Abandonment:**	Bentonite		**Y:** NA

APPENDIX E
PASSIVE SOIL GAS SURVEY REPORT

REMEDIAL INVESTIGATION DATA GAP RESOLUTION
SUMMARY REPORT
Capital Industries, Inc.
Site Unit 2
Seattle, Washington

Farallon PN: 457-007

AMPLIFIED GEOCHEMICAL IMAGING, LLC

Laboratory Report

Site: 457-007 Task 11B

Seattle, WA

Prepared for:

Farallon Consulting, LLC
975 5th Avenue Northwest
Issaquah, WA
UNITED STATES

Prepared on:
September 30, 2015

© 2015 Amplified Geochemical Imaging, LLC.

Project Summary and Objective

Amplified Geochemical Imaging, LLC. (AGI) provided the AGI Environmental Survey used at:

457-007 Task 11B

Seattle, WA

The service provided by AGI included delivery of the required quantity of AGI Universal Samplers, analysis by the method described below for the requested organic compounds, reporting of the data, and contour mapping (as needed).

This report includes results for only the samples noted under the Laboratory Sample Report section. If contour maps are part of the project deliverable, the maps will be prepared and issued under a separate report cover, upon receipt of a usable sitemap (electronic) and compound choices for contouring.

Written/submitted by:

Jim E Whetzel

Project Manager

Reviewed/approved by:

Don D'Apolito

Project Manager

Analytical data approved by:

Ian McMullen

Chemist

© 2015 Amplified Geochemical Imaging, LLC.

Quality Assurance Statement

The AGI Laboratory, at Amplified Geochemical Imaging's facility in Newark, DE USA, operates under the guidelines of its ISO Standard 17025 DoD ELAP accreditation, and its Quality Assurance Manual, Operating Procedures, and Methods (SPG-SOP-0462).

For this project, the analytical method, results, and observations reported do [ ] do not [√] fall within the scope of AGI's ISO 17025 accreditation.

Screening/Concentration Method

The AGI Universal Samplers are analyzed at AGI's fixed laboratory using thermal desorption-gas chromatography/mass spectrometry (TD-GC/MS) instrumentation following modified U.S. EPA Method 8260 (SPG-WI-0292) which includes the following:

- **BFB Tuning Frequency:** A BFB tune is analyzed at the start of each analytical run and after every 30 samples.
- **Initial Calibration:** A minimum of a five point calibration curve is analyzed prior to the analysis of samples.
- **Initial Calibration Verification (ICV):** Following the calibration a second-source reference standard is analyzed to verify the accuracy of the calibration. Acceptance criteria for the ICV is +/- 30%.
- **Linearity of Target Compounds:** If the RSD of any target analyte is less than or equal to 25% then average response factor can be used for quantitation. If the RSD exceeds 25% for a target compound a regression equation can be used for quantitation.
- **Continuing Calibration Verification:** After every 10 samples, and at the end of each analytical batch, a mid-level second-source Reference Standard is analyzed. The acceptance criteria for all target analytes in the reference standards are +/- 50% of the true value.
- **Method Blank:** Analyzed prior to the analysis of field samples and every 30 samples.

Note: Analyte levels reported for the field-deployed AGI Universal Samplers that exceed trip and method blank levels, and/or the reporting limit, are more likely to have originated from on-site sources.

Media Sampled:	SOIL GAS
Chemist - sample analysis:	Kelly J Stringham
Chemist - data processor:	Kelly J Stringham
Chemist - data review:	Ian McMullen

Method Deviations: None

Please note that data file names ending with R are rerun samples using the second pair of sorbers, in which the original results were not reported. Data file names ending in D are duplicate analysis results for the second set of sorbers from the same sampler, and are reported.

© 2015 Amplified Geochemical Imaging, LLC.

Additional Report Information

- Comments
- Laboratory Sample Report
- Chain of Custody
- Installation and Retrieval Log
- Analytical Results and Key
- Concentration Calculation Method Summary
- Total Ion Chromatograms

Project Specific Comments

In samples 00770653, -664, and -664 duplicate, the integration of and subsequent quantification of 1,3,5-trimethylbenzene was affected by the coelution of a non-target compound.
Estimated soil gas concentrations were calculated using default soil porosity values for a sandy soil.

Survey period [1]	Samplers were installed on September 10, 2015 and retrieved on September 15, 2015 for an exposure period of five days.	
Tamper seal intact:	Yes	
Date received:	9/17/15 10:00 am	By: Clarence W Whigham
COC returned:	Yes	

Comments:

Three samplers were designated as trip blanks by Farallon Consulting, however only two samplers were provided by AGI to be used as trip blanks. Therefore, sampler 0070668 was treated as an unused sampler.

1 - Installation start to end of retrieval, as reported. See installation and retrieval log for individual deployment and retrieval dates and times (i.e., sampler exposure time).

© 2015 Amplified Geochemical Imaging, LLC.

General Comments

Analytical QA/QC

Laboratory instrumentation consists of gas chromatographs equipped with mass selective detectors, coupled with automated thermal desorption units. Sample preparation involves cutting the tip off the bottom of the AGI Universal Sampler, and transferring one or more "sorbers" to a thermal desorption tube for analysis. The insertion/retrieval cord prevents soil, water and other interferences from coming in contact with the adsorbent. No further sample preparation is required. Any replicate sorbers not consumed in the initial analysis will be discarded fifteen (15) days from the date of the laboratory report.

Data are archived and stored in a secure manner as per AGI's Quality Assurance program (SPG-SOP-0462).

Total petroleum hydrocarbons (TPH), gasoline-range petroleum hydrocarbons (GRPH), and/or diesel range petroleum hydrocarbons (DRPH), when reported, are calculated using the area under the peaks observed in m/z 55 and 57 selected ion chromatograms. Quantitation of the mass values was performed using the response factor for a specific alkane (present in the calibration standards). TPH values include the entire chromatogram and provide estimates for aliphatic hydrocarbon ranges of C4 to C20. GRPH and DRPH include only the relevant regions of the chromatograms and provide estimates for C4 to C10 and C10 to C20 aliphatic hydrocarbons, respectively.

Trip blanks were provided to document potential exposures that were not part of the signal of interest (e.g., impact during sampler shipment, installation and/or retrieval, and storage). The trip blanks are identically manufactured and packaged AGI Universal Samplers to those samplers deployed in the field . The trip blanks remain unopened during all phases of the project. Levels reported on the trip blanks may indicate potential impact to the samplers other than the contaminant source of interest.

Unresolved peak envelopes (UPEs) are represented as a series of compound peaks clustered together around a central gas chromatograph elution time in the total ion chromatogram. UPEs may be indicative of complex fluid mixtures. UPEs observed early in the chromatograms are considered to indicate presence of more volatile fluids, while UPEs observed later in the chromatogram may indicate the presence of less volatile fluids. Multiple UPEs may indicate the presence of multiple complex fluids.

Total ion chromatograms (TICs) are included in the Attachments. The eight-digit serial number of each sampler is incorporated in the TIC identification (e.g., 12345678.D represents AGI Universal Sampler 12345678).

© 2015 Amplified Geochemical Imaging, LLC.

General Comments

Soil Gas Sampling

For soil gas sampling, the AGI Environmental Survey reports mass levels migrating through the open pore spaces of the soil and diffusing through the sampler membrane for sorption by the engineered, hydrophobic adsorbents, housed within the membrane tube. During the migration of the soil gas away from the source to the AGI Universal Sampler, the vapors are subject to a variety of attenuation factors. The soil gas masses reported on the samplers compare favorably with the concentrations reported in the soil or groundwater (e.g., where soil gas levels are reported at greater levels to other sampled locations on the site, the matrix data should reveal the same pattern, and vice versa). However, due to a variety of factors, a perfect comparison between matrix data and soil gas levels can rarely be achieved.

Soil gas concentrations (µg/m3) are calculated following the method described in the Additional Report Information section.

Soil gas signals reported by this method cannot be correlated specifically to soil adsorbed, groundwater, and /or free-phase contamination. The soil gas signal reported from each AGI Universal Sampler can evolve from all of these sources. Differentiation between soil and groundwater contamination can only be achieved with prior knowledge of the site history (i.e., the site is known to have groundwater contamination only).

Air Sampling

For indoor, outdoor, and crawlspace air sampling, the AGI Environmental Survey reports mass levels present in the air and diffusing through the sampler membrane for sorption by the engineered adsorbents housed within the membrane tube.

Air concentrations (µg/m3) are calculated following the method described in the Additional Report Information section.

Groundwater and Sediment Porewater Sampling

For groundwater and sediment porewater sampling, the AGI Environmental Survey reports the mass levels of compounds present in the water which, when coming in contact with the sampler membrane, partitions out of solution, and diffuses through the sampler membrane for sorption by the engineered adsorbents.

Water concentrations (µg/L) are calculated using the quantified mass, exposure period and the compound specific uptake rate. The rates were measured under controlled experimental conditions. The uptake rates are corrected for water pressure (depth of the AGI Universal Sampler below the water table), water temperature and the aquifer flow rate. For sediment porewater, the uptake rate is corrected for the reduced volume of water in the sediment, by multiplying the uptake rate by the pore water fraction.

AMPLIFIED GEOCHEMICAL IMAGING, LLC

LABORATORY SAMPLE REPORT

Project: ENV 01497 **Site Name: 457-007 Task 11B** **Module Type: SPG0008**

Module ID	Sample Type	Field ID
00770645	FIELD_SAMPLE	GS-1
00770652	FIELD_SAMPLE	GS-2
00770653	FIELD_SAMPLE	GS-3
00770654	FIELD_SAMPLE	GS-4
00770655	FIELD_SAMPLE	GS-5
00770656	FIELD_SAMPLE	GS-6
00770657	FIELD_SAMPLE	GS-7
00770658	FIELD_SAMPLE	GS-8
00770659	FIELD_SAMPLE	GS-9
00770660	LOST	GS-10
00770661	FIELD_SAMPLE	GS-11
00770662	FIELD_SAMPLE	GS-12
00770663	FIELD_SAMPLE	GS-13
00770664	FIELD_SAMPLE	GS-14
00770665	FIELD_SAMPLE	GS-15
00770666	TRIP_BLANK	Not Provided
00770667	TRIP_BLANK	Not Provided
00770668	UNUSED	Not Provided

Total # "FIELD SAMPLES"	Total # "TRIP BLANKS"	Total # "UNUSED"	Total # "LOST"
14	2	1	1

Duplicate samples: 0

AMPLIFIED GEOCHEMICAL IMAGING LLC

210 Executive Drive
Newark, Delaware 19702 USA
ph: +1-302-266-2428
www.agisurveys.net

AGI Universal Passive Sampler Chain of Custody
Soil gas and/or Air Sampling

Production Order #: 01497

Customer Name: Farallon Consulting LLC

Address: 975 %th Avenue Northwest
Issaquah, WA 98027
USA

Site Name: 457-007 Task 11B

Site Address:

Project Manager:

Serial # of Samplers Shipped
00770645 - 00770645
00770652 - 00770668

# of Samplers for Installation	16.00	# of Trip Blanks 2
Total Samplers Shipped	18.00	Pieces
Total Samplers Received	18	Pieces
Total Samplers Installed	15	Pieces

Serial # of Trip Blanks (Client Decides)

00770666 00770667 00770668		

Insertion Rods

Tips Shipped: 1

Rod Bodies Shipped 3

Prepared By:

Verified By:

Installation Method: (Circle those that apply)
Slide Hammer (Hammer Drill) Auger
Other

Installation Performed By:
Name: ANDREW TAYLOR
Company: FARALLON CONSULTING

Retrieval Performed By:
Name: ANDREW TAYLOR
Company: FARALLON CONSULTING

Installation Start Date / Time: 9/10/15 16:10 TO 21:35

Installation Complete Date / Time: 9/10/15 21:35

Retrieval Start Date / Time: 9/15/15 15:24

Retrieval Complete Date / Time: 9/15/15 16:19

Total Samplers Retrieved: 14

Total Samplers Lost In Field: 1

Total Unused Samplers Returned: 3

Insertion Rod Sections Returned: 4

Relinquished By Date/Time 9-8-15
Company: AGI 2:50PM

Received By: Colette Haberl Date/Time 9/9
Company: Farallon 11:00A

Relinquished By Date/Time 9/16/15
Company: FARALLON CONSULTING 12:30

Received By: Date/Time 9-17-15
Company: ADT 10:00

© 2015 Amplified Geochemical Imaging, LLC.

AMPLIFIED GEOCHEMICAL IMAGING, LLC

210 Executive Drive, Suite 1
Newark, DE USA 19702-3335
ph: 302-266-2428

AGI Project No. ENV 01497
Site Name: 457-007 Task 11B
Site Location: 5815 Fourth Avenue South, Seattle, WA

AGI Soil Gas Sampling
Installation & Retrieval Log

Company Name: Farallon Consulting LLC
Location: 975 5th Avenue Northwest, Issaquah, WA
Samples collected by: Andrew Taylor

*** Optional or as needed**

SAMPLER SERIAL NO.	FIELD ID* (e.g., arbitrary, US EPA)	SAMPLE TYPE (Field Sample, Trip Blank, Field Blank, etc.)	INSTALLATION DATE & TIME MM/DD/YYYY HH:MM (24 Hour) ex. 12/27/2000 13:00	RETRIEVAL DATE & TIME MM/DD/YYYY HH:MM (24 Hour) ex. 12/30/2000 13:00	OBSERVATIONS/COMMENTS* (e.g., sample depth, location description, missing, pulled from hole, etc. - as needed)
00770645	GS-1	FIELD_SAMPLE	9/10/15 16:10	9/15/15 16:15	Installed to depth of 36"
00770652	GS-2	FIELD_SAMPLE	9/10/15 16:20	9/15/15 16:19	Installed to depth of 30"
00770653	GS-3	FIELD_SAMPLE	9/10/15 17:08	9/15/15 16:05	Installed to depth of 24"
00770654	GS-4	FIELD_SAMPLE	9/10/15 17:30	9/15/15 15:45	Installed to depth of 12". Installed in paint booth. Paint on cork upon removal.
00770655	GS-5	FIELD_SAMPLE	9/10/15 18:00	9/15/15 15:42	Installed to depth of 36". Installed in paint booth. No paint on cork upon removal.
00770656	GS-6	FIELD_SAMPLE	9/10/15 18:12	9/15/15 15:34	Installed to depth of 36"
00770657	GS-7	FIELD_SAMPLE	9/10/15 18:30	9/15/15 15:30	Installed to depth of 18". Installed in paint booth. No paint on cork upon removal.
00770658	GS-8	FIELD_SAMPLE	9/10/15 18:50	9/15/15 15:28	Installed to depth of 12". Installed in paint booth. Paint on cork upon removal.
00770659	GS-9	FIELD_SAMPLE	9/10/15 19:20	9/15/15 15:39	Installed to depth of 36"
00770660	GS-10	FIELD_SAMPLE	9/10/15 20:00	9/15/15 15:24	Installed to depth of 12". Sampler pulled from hole and left on slab. Not included in return shipment to AGI.
00770661	GS-11	FIELD_SAMPLE	9/10/15 20:18	9/15/15 15:56	Installed to depth of 36"
00770662	GS-12	FIELD_SAMPLE	9/10/15 20:40	9/15/15 15:54	Installed to depth of 12"
00770663	GS-13	FIELD_SAMPLE	9/10/15 20:50	9/15/15 16:00	Installed to depth of 36"
00770664	GS-14	FIELD_SAMPLE	9/10/15 21:05	9/15/15 15:17	Installed to depth of 12"
00770665	GS-15	FIELD_SAMPLE	9/10/15 21:25	9/15/15 15:49	Installed to depth of 12"
00770666		TRIP_BLANK			
00770667		TRIP_BLANK			
00770668		TRIP_BLANK			

SPG-FCD-8929 Soil Gas R5

AGI Soil Gas Sampling
Installation & Retrieval Log

*** Optional or as needed**

SAMPLER SERIAL NO.	SAMPLE ENVIRONMENT* (e.g., grass, bare soil, through slab)	YES / NO			AT MINIMUM PROVIDE SOIL TYPE		
		EVIDENCE OF LIQUID PETROLEUM HYDROCARBONS?	ODOR ?	WATER IN INSTALLATION HOLE?	SOIL TYPE AT MODULE DEPTH (clay, loamy sand etc.)	TOTAL SOIL POROSITY AT MODULE DEPTH* (total volume of pores/total volume)	WATER FILLED SOIL POROSITY AT MODULE DEPTH* (volume of water/volume of pores)
00770645	Asphalt			No	SAND		
00770652	Asphalt			No	SAND		
00770653	Concrete			No	Unknown. No soil brought to surface.		
00770654	Concrete			No	Unknown. No soil brought to surface.		
00770655	Concrete			No	Unknown. No soil brought to surface.		
00770656	Concrete			No	Unknown. No soil brought to surface.		
00770657	Concrete			No	Unknown. No soil brought to surface.		
00770658	Concrete			No	Unknown. No soil brought to surface.		
00770659	Concrete			No	Unknown. No soil brought to surface.		
00770660	Concrete			No	Unknown. No soil brought to surface.		
00770661	Concrete			No	SAND		
00770662	Concrete			No	Unknown. No soil brought to surface.		
00770663	Concrete			No	Unknown. No soil brought to surface.		
00770664	Concrete			No	Unknown. No soil brought to surface.		
00770665	Concrete			No	SAND		
00770666							
00770667							
00770668							

AGI Soil Gas Sampling
Installation & Retrieval Log

*** Optional or as needed**

SAMPLER SERIAL NO.	PROJECTED COORDINATES X (EASTING)	PROJECTED COORDINATES Y (NORTHING)	COORDINATE SYSTEM* (e.g., UTM Zone, Stateplane, etc.)	COORDINATE DATUM* (e.g., WGS 84)
00770645				
00770652				
00770653				
00770654				
00770655				
00770656				
00770657				
00770658				
00770659				
00770660				
00770661				
00770662				
00770663				
00770664				
00770665				
00770666				
00770667				
00770668				

AMPLIFIED GEOCHEMICAL IMAGING, LLC
210 Executive Drive, Suite 1
Newark, DE 19702-3335 USA
ph: +1-302-266-2428
www.agisurveys.net

PROJECT NUMBER: ENV 01497 **FOR: Farallon Consulting LLC**

SITE NAME: 457-007 Task 11B

SITE ADDRESS: **Issaquah, WA 98027**

USA

SAMPLER ID: 00770645 FIELD_SAMPLE
Matrix: SOIL GAS Product: SPG0008
Dilution Factor: 1 Field ID: GS-1
Porosity: 0.38 Water Filled Voids: 0.14
Installation Date: 9/10/2015 4:10:00PM
Retrieval Date: 9/15/2015 4:15:00PM
Date Analyzed: 9/22/2015 12:01:00PM
Analyst: Kelly J Stringham **Method: SPG-WI-0292** **Batch: ENV-150921-1**
Reviewer: Ian McMullen

Compound	CAS #	Result (ug)	RL (ug)
Methyl tert-butyl ether	1634-04-4	<0.02	0.02
trans-1,2-Dichloroethene	156-60-5	<0.02	0.02
1,1-Dichloroethane	75-34-3	<0.02	0.02
cis-1,2-Dichloroethene	156-59-2	<0.02	0.02
Chloroform	67-66-3	<0.02	0.02
1,1,1-Trichloroethane	71-55-6	<0.02	0.02
1,2-Dichloroethane	107-06-2	<0.02	0.02
Benzene	71-43-2	<0.02	0.02
Carbon Tetrachloride	56-23-5	<0.02	0.02
Trichloroethene	**79-01-6**	**2.89**	**0.02**
1,1,2-Trichloroethane	79-00-5	<0.02	0.02
Toluene	108-88-3	<0.02	0.02
Octane	**111-65-9**	**0.05**	**0.02**
Tetrachloroethene	**127-18-4**	**18.56**	**0.02**
Chlorobenzene	108-90-7	<0.02	0.02
1,1,1,2-Tetrachloroethane	630-20-6	<0.02	0.02
Ethylbenzene	100-41-4	<0.02	0.02
m,p-Xylene	**108-38-3/106-42-3**	**0.09**	**0.02**
o-Xylene	**95-47-6**	**0.06**	**0.02**
1,1,2,2-Tetrachloroethane	79-34-5	<0.02	0.02
1,3,5-Trimethylbenzene	**108-67-8**	**0.50**	**0.02**
1,2,4-Trimethylbenzene	**95-63-6**	**0.71**	**0.02**
1,3-Dichlorobenzene	541-73-1	<0.02	0.02
1,4-Dichlorobenzene	106-46-7	<0.02	0.02
1,2-Dichlorobenzene	95-50-1	<0.02	0.02
Undecane	**1120-21-4**	**0.35**	**0.05**
Naphthalene	91-20-3	<0.05	0.05
Tridecane	**629-50-5**	**0.52**	**0.05**
2-Methylnaphthalene	**91-57-6**	**0.35**	**0.05**
Acenaphthylene	208-96-8	<0.05	0.05
Pentadecane	**629-62-9**	**0.19**	**0.05**

© 2015 Amplified Geochemical Imaging, LLC.

AMPLIFIED GEOCHEMICAL IMAGING, LLC
210 Executive Drive, Suite 1
Newark, DE 19702-3335 USA
ph: +1-302-266-2428
www.agisurveys.net

PROJECT NUMBER: ENV 01497
SITE NAME: 457-007 Task 11B
SITE ADDRESS:

FOR: Farallon Consulting LLC

Issaquah, WA 98027
USA

SAMPLER ID: 00770645 FIELD_SAMPLE
Dilution Factor: 1 Field ID: GS-1
Installation Date: 9/10/2015 4:10:00PM
Retrieval Date: 9/15/2015 4:15:00PM
Matrix: SOIL GAS Product: SPG0008
Porosity: 0.38 Water Filled Voids: 0.14
Date Analyzed: 9/22/2015 12:01:00PM
Analyst: Kelly J Stringham **Method: SPG-WI-0292** **Batch: ENV-150921-1**
Reviewer: Ian McMullen

Compound	CAS #	Result (ug)	RL (ug)
Acenaphthene	83-32-9	<0.05	0.05
Fluorene	86-73-7	<0.05	0.05
TPH		**23.56**	**0.50**
BTEX		**0.15**	**0.02**

© 2015 Amplified Geochemical Imaging, LLC.

AMPLIFIED GEOCHEMICAL IMAGING, LLC
210 Executive Drive, Suite 1
Newark, DE 19702-3335 USA
ph: +1-302-266-2428
www.agisurveys.net

PROJECT NUMBER: ENV 01497
SITE NAME: 457-007 Task 11B
SITE ADDRESS:

FOR: Farallon Consulting LLC

Issaquah, WA 98027
USA

SAMPLER ID: 00770652 FIELD_SAMPLE
Dilution Factor: 1 Field ID: GS-2
Installation Date: 9/10/2015 4:20:00PM
Retrieval Date: 9/15/2015 4:19:00PM
Analyst: Kelly J Stringham **Method: SPG-WI-0292**
Reviewer: Ian McMullen

Matrix: SOIL GAS Product: SPG0008
Porosity: 0.38 Water Filled Voids: 0.14
Date Analyzed: 9/22/2015 6:03:00PM
Batch: ENV-150921-1

Compound	CAS #	Result (ug)	RL (ug)
Methyl tert-butyl ether	1634-04-4	<0.02	0.02
trans-1,2-Dichloroethene	156-60-5	<0.02	0.02
1,1-Dichloroethane	75-34-3	<0.02	0.02
cis-1,2-Dichloroethene	156-59-2	<0.02	0.02
Chloroform	67-66-3	<0.02	0.02
1,1,1-Trichloroethane	71-55-6	<0.02	0.02
1,2-Dichloroethane	107-06-2	<0.02	0.02
Benzene	**71-43-2**	**0.06**	**0.02**
Carbon Tetrachloride	56-23-5	<0.02	0.02
Trichloroethene	**79-01-6**	**3.76**	**0.02**
1,1,2-Trichloroethane	79-00-5	<0.02	0.02
Toluene	**108-88-3**	**0.18**	**0.02**
Octane	**111-65-9**	**0.14**	**0.02**
Tetrachloroethene	**127-18-4**	**9.63**	**0.02**
Chlorobenzene	108-90-7	<0.02	0.02
1,1,1,2-Tetrachloroethane	630-20-6	<0.02	0.02
Ethylbenzene	**100-41-4**	**0.05**	**0.02**
m,p-Xylene	**108-38-3/106-42-3**	**0.14**	**0.02**
o-Xylene	**95-47-6**	**0.11**	**0.02**
1,1,2,2-Tetrachloroethane	79-34-5	<0.02	0.02
1,3,5-Trimethylbenzene	**108-67-8**	**0.05**	**0.02**
1,2,4-Trimethylbenzene	**95-63-6**	**0.10**	**0.02**
1,3-Dichlorobenzene	541-73-1	<0.02	0.02
1,4-Dichlorobenzene	106-46-7	<0.02	0.02
1,2-Dichlorobenzene	95-50-1	<0.02	0.02
Undecane	**1120-21-4**	**0.06**	**0.05**
Naphthalene	91-20-3	<0.05	0.05
Tridecane	**629-50-5**	**0.26**	**0.05**
2-Methylnaphthalene	**91-57-6**	**0.18**	**0.05**
Acenaphthylene	208-96-8	<0.05	0.05
Pentadecane	**629-62-9**	**0.53**	**0.05**

© 2015 Amplified Geochemical Imaging, LLC.

AMPLIFIED GEOCHEMICAL IMAGING, LLC
210 Executive Drive, Suite 1
Newark, DE 19702-3335 USA
ph: +1-302-266-2428
www.agisurveys.net

PROJECT NUMBER: ENV 01497 **FOR: Farallon Consulting LLC**

SITE NAME: 457-007 Task 11B

SITE ADDRESS: **Issaquah, WA 98027**

USA

SAMPLER ID: 00770652 FIELD_SAMPLE Matrix: SOIL GAS Product: SPG0008

Dilution Factor: 1 Field ID: GS-2 Porosity: 0.38 Water Filled Voids: 0.14

Installation Date: 9/10/2015 4:20:00PM

Retrieval Date: 9/15/2015 4:19:00PM Date Analyzed: 9/22/2015 6:03:00PM

Analyst: Kelly J Stringham **Method: SPG-WI-0292** **Batch: ENV-150921-1**

Reviewer: Ian McMullen

Compound	CAS #	Result (ug)	RL (ug)
Acenaphthene	83-32-9	<0.05	0.05
Fluorene	86-73-7	<0.05	0.05
TPH		**25.58**	**0.50**
BTEX		**0.53**	**0.02**

© 2015 Amplified Geochemical Imaging, LLC.

AMPLIFIED GEOCHEMICAL IMAGING, LLC
210 Executive Drive, Suite 1
Newark, DE 19702-3335 USA
ph: +1-302-266-2428
www.agisurveys.net

PROJECT NUMBER: ENV 01497
SITE NAME: 457-007 Task 11B
SITE ADDRESS:

FOR: Farallon Consulting LLC

Issaquah, WA 98027
USA

SAMPLER ID: 00770652D FIELD_SAMPLE
Dilution Factor: 1 Field ID: GS-2
Installation Date: 9/10/2015 4:20:00PM
Retrieval Date: 9/15/2015 4:19:00PM
Matrix: SOIL GAS Product: SPG0008
Porosity: 0.38 Water Filled Voids: 0.14
Date Analyzed: 9/22/2015 10:04:00PM
Analyst: Kelly J Stringham **Method: SPG-WI-0292** **Batch: ENV-150921-1**
Reviewer: Ian McMullen

Compound	CAS #	Result (ug)	RL (ug)
Methyl tert-butyl ether	1634-04-4	<0.02	0.02
trans-1,2-Dichloroethene	156-60-5	<0.02	0.02
1,1-Dichloroethane	75-34-3	<0.02	0.02
cis-1,2-Dichloroethene	156-59-2	<0.02	0.02
Chloroform	67-66-3	<0.02	0.02
1,1,1-Trichloroethane	71-55-6	<0.02	0.02
1,2-Dichloroethane	107-06-2	<0.02	0.02
Benzene	**71-43-2**	**0.06**	**0.02**
Carbon Tetrachloride	56-23-5	<0.02	0.02
Trichloroethene	**79-01-6**	**3.70**	**0.02**
1,1,2-Trichloroethane	79-00-5	<0.02	0.02
Toluene	**108-88-3**	**0.18**	**0.02**
Octane	**111-65-9**	**0.14**	**0.02**
Tetrachloroethene	**127-18-4**	**9.63**	**0.02**
Chlorobenzene	108-90-7	<0.02	0.02
1,1,1,2-Tetrachloroethane	630-20-6	<0.02	0.02
Ethylbenzene	**100-41-4**	**0.04**	**0.02**
m,p-Xylene	**108-38-3/106-42-3**	**0.13**	**0.02**
o-Xylene	**95-47-6**	**0.08**	**0.02**
1,1,2,2-Tetrachloroethane	79-34-5	<0.02	0.02
1,3,5-Trimethylbenzene	**108-67-8**	**0.02**	**0.02**
1,2,4-Trimethylbenzene	**95-63-6**	**0.04**	**0.02**
1,3-Dichlorobenzene	541-73-1	<0.02	0.02
1,4-Dichlorobenzene	106-46-7	<0.02	0.02
1,2-Dichlorobenzene	95-50-1	<0.02	0.02
Undecane	1120-21-4	<0.05	0.05
Naphthalene	91-20-3	<0.05	0.05
Tridecane	**629-50-5**	**0.13**	**0.05**
2-Methylnaphthalene	**91-57-6**	**0.11**	**0.05**
Acenaphthylene	208-96-8	<0.05	0.05
Pentadecane	**629-62-9**	**0.28**	**0.05**

© 2015 Amplified Geochemical Imaging, LLC.

AMPLIFIED GEOCHEMICAL IMAGING, LLC
210 Executive Drive, Suite 1
Newark, DE 19702-3335 USA
ph: +1-302-266-2428
www.agisurveys.net

PROJECT NUMBER: ENV 01497
SITE NAME: 457-007 Task 11B
SITE ADDRESS:

FOR: Farallon Consulting LLC

Issaquah, WA 98027
USA

SAMPLER ID: 00770652D FIELD_SAMPLE
Dilution Factor: 1 Field ID: GS-2
Installation Date: 9/10/2015 4:20:00PM
Retrieval Date: 9/15/2015 4:19:00PM
Analyst: Kelly J Stringham **Method: SPG-WI-0292**
Reviewer: Ian McMullen

Matrix: SOIL GAS Product: SPG0008
Porosity: 0.38 Water Filled Voids: 0.14
Date Analyzed: 9/22/2015 10:04:00PM
Batch: ENV-150921-1

Compound	CAS #	Result (ug)	RL (ug)
Acenaphthene	83-32-9	<0.05	0.05
Fluorene	86-73-7	<0.05	0.05
TPH		**17.53**	**0.50**
BTEX		**0.49**	**0.02**

© 2015 Amplified Geochemical Imaging, LLC.

AMPLIFIED GEOCHEMICAL IMAGING, LLC
210 Executive Drive, Suite 1
Newark, DE 19702-3335 USA
ph: +1-302-266-2428
www.agisurveys.net

PROJECT NUMBER: ENV 01497 **FOR: Farallon Consulting LLC**

SITE NAME: 457-007 Task 11B

SITE ADDRESS: **Issaquah, WA 98027**

USA

SAMPLER ID: 00770653 FIELD_SAMPLE Matrix: SOIL GAS Product: SPG0008

Dilution Factor: 1 Field ID: GS-3 Porosity: 0.38 Water Filled Voids: 0.14

Installation Date: 9/10/2015 5:08:00PM

Retrieval Date: 9/15/2015 4:05:00PM Date Analyzed: 9/22/2015 8:03:00PM

Analyst: Kelly J Stringham **Method: SPG-WI-0292** **Batch: ENV-150921-1**

Reviewer: Ian McMullen

Compound	CAS #	Result (ug)	RL (ug)
Methyl tert-butyl ether	1634-04-4	<0.02	0.02
trans-1,2-Dichloroethene	156-60-5	<0.02	0.02
1,1-Dichloroethane	75-34-3	<0.02	0.02
cis-1,2-Dichloroethene	156-59-2	<0.02	0.02
Chloroform	67-66-3	<0.02	0.02
1,1,1-Trichloroethane	71-55-6	<0.02	0.02
1,2-Dichloroethane	107-06-2	<0.02	0.02
Benzene	71-43-2	<0.02	0.02
Carbon Tetrachloride	56-23-5	<0.02	0.02
Trichloroethene	**79-01-6**	**12.20**	**0.02**
1,1,2-Trichloroethane	79-00-5	<0.02	0.02
Toluene	**108-88-3**	**0.28**	**0.02**
Octane	**111-65-9**	**0.04**	**0.02**
Tetrachloroethene	**127-18-4**	**14.00**	**0.02**
Chlorobenzene	108-90-7	<0.02	0.02
1,1,1,2-Tetrachloroethane	630-20-6	<0.02	0.02
Ethylbenzene	**100-41-4**	**0.04**	**0.02**
m,p-Xylene	**108-38-3/106-42-3**	**0.27**	**0.02**
o-Xylene	**95-47-6**	**0.13**	**0.02**
1,1,2,2-Tetrachloroethane	79-34-5	<0.02	0.02
1,3,5-Trimethylbenzene	**108-67-8**	**0.06**	**0.02**
1,2,4-Trimethylbenzene	**95-63-6**	**0.03**	**0.02**
1,3-Dichlorobenzene	541-73-1	<0.02	0.02
1,4-Dichlorobenzene	106-46-7	<0.02	0.02
1,2-Dichlorobenzene	95-50-1	<0.02	0.02
Undecane	**1120-21-4**	**0.10**	**0.05**
Naphthalene	91-20-3	<0.05	0.05
Tridecane	**629-50-5**	**0.07**	**0.05**
2-Methylnaphthalene	91-57-6	<0.05	0.05
Acenaphthylene	208-96-8	<0.05	0.05
Pentadecane	629-62-9	<0.05	0.05

© 2015 Amplified Geochemical Imaging, LLC.

AMPLIFIED GEOCHEMICAL IMAGING, LLC
210 Executive Drive, Suite 1
Newark, DE 19702-3335 USA
ph: +1-302-266-2428
www.agisurveys.net

PROJECT NUMBER: ENV 01497 **FOR: Farallon Consulting LLC**

SITE NAME: 457-007 Task 11B

SITE ADDRESS: **Issaquah, WA 98027**

USA

SAMPLER ID: 00770653 FIELD_SAMPLE Matrix: SOIL GAS Product: SPG0008

Dilution Factor: 1 Field ID: GS-3 Porosity: 0.38 Water Filled Voids: 0.14

Installation Date: 9/10/2015 5:08:00PM

Retrieval Date: 9/15/2015 4:05:00PM Date Analyzed: 9/22/2015 8:03:00PM

Analyst: Kelly J Stringham **Method: SPG-WI-0292** **Batch: ENV-150921-1**

Reviewer: Ian McMullen

Compound	CAS #	Result (ug)	RL (ug)
Acenaphthene	83-32-9	<0.05	0.05
Fluorene	86-73-7	<0.05	0.05
TPH		**11.53**	**0.50**
BTEX		**0.71**	**0.02**

© 2015 Amplified Geochemical Imaging, LLC.

AMPLIFIED GEOCHEMICAL IMAGING, LLC
210 Executive Drive, Suite 1
Newark, DE 19702-3335 USA
ph: +1-302-266-2428
www.agisurveys.net

PROJECT NUMBER: ENV 01497
SITE NAME: 457-007 Task 11B
SITE ADDRESS:

FOR: Farallon Consulting LLC

Issaquah, WA 98027
USA

SAMPLER ID: 00770654 FIELD_SAMPLE
Dilution Factor: 1 Field ID: GS-4
Installation Date: 9/10/2015 5:30:00PM
Retrieval Date: 9/15/2015 3:45:00PM
Analyst: Kelly J Stringham **Method: SPG-WI-0292**
Reviewer: Ian McMullen

Matrix: SOIL GAS Product: SPG0008
Porosity: 0.38 Water Filled Voids: 0.14
Date Analyzed: 9/22/2015 6:33:00PM
Batch: ENV-150921-1

Compound	CAS #	Result (ug)	RL (ug)
Methyl tert-butyl ether	1634-04-4	<0.02	0.02
trans-1,2-Dichloroethene	156-60-5	<0.02	0.02
1,1-Dichloroethane	75-34-3	<0.02	0.02
cis-1,2-Dichloroethene	156-59-2	<0.02	0.02
Chloroform	**67-66-3**	**0.04**	**0.02**
1,1,1-Trichloroethane	71-55-6	<0.02	0.02
1,2-Dichloroethane	107-06-2	<0.02	0.02
Benzene	**71-43-2**	**0.03**	**0.02**
Carbon Tetrachloride	56-23-5	<0.02	0.02
Trichloroethene	**79-01-6**	**11.59**	**0.02**
1,1,2-Trichloroethane	79-00-5	<0.02	0.02
Toluene	**108-88-3**	**22.14**	**0.02**
Octane	**111-65-9**	**4.08**	**0.02**
Tetrachloroethene	**127-18-4**	**7.90**	**0.02**
Chlorobenzene	108-90-7	<0.02	0.02
1,1,1,2-Tetrachloroethane	630-20-6	<0.02	0.02
Ethylbenzene	**100-41-4**	**5.46**	**0.02**
m,p-Xylene	**108-38-3/106-42-3**	**22.67**	**0.02**
o-Xylene	**95-47-6**	**10.03**	**0.02**
1,1,2,2-Tetrachloroethane	79-34-5	<0.02	0.02
1,3,5-Trimethylbenzene	**108-67-8**	**0.28**	**0.02**
1,2,4-Trimethylbenzene	**95-63-6**	**0.49**	**0.02**
1,3-Dichlorobenzene	541-73-1	<0.02	0.02
1,4-Dichlorobenzene	106-46-7	<0.02	0.02
1,2-Dichlorobenzene	95-50-1	<0.02	0.02
Undecane	**1120-21-4**	**5.09**	**0.05**
Naphthalene	91-20-3	<0.05	0.05
Tridecane	**629-50-5**	**0.31**	**0.05**
2-Methylnaphthalene	91-57-6	<0.05	0.05
Acenaphthylene	208-96-8	<0.05	0.05
Pentadecane	**629-62-9**	**0.12**	**0.05**

© 2015 Amplified Geochemical Imaging, LLC.

AMPLIFIED GEOCHEMICAL IMAGING, LLC
210 Executive Drive, Suite 1
Newark, DE 19702-3335 USA
ph: +1-302-266-2428
www.agisurveys.net

PROJECT NUMBER: ENV 01497
SITE NAME: 457-007 Task 11B
SITE ADDRESS:

FOR: Farallon Consulting LLC

Issaquah, WA 98027
USA

SAMPLER ID: 00770654 FIELD_SAMPLE
Matrix: SOIL GAS
Product: SPG0008
Dilution Factor: 1
Field ID: GS-4
Porosity: 0.38
Water Filled Voids: 0.14
Installation Date: 9/10/2015 5:30:00PM
Retrieval Date: 9/15/2015 3:45:00PM
Date Analyzed: 9/22/2015 6:33:00PM
Analyst: Kelly J Stringham
Method: SPG-WI-0292
Batch: ENV-150921-1
Reviewer: Ian McMullen

Compound	CAS #	Result (ug)	RL (ug)
Acenaphthene	83-32-9	<0.05	0.05
Fluorene	86-73-7	<0.05	0.05
TPH		**116.23**	**0.50**
BTEX		**60.33**	**0.02**

© 2015 Amplified Geochemical Imaging, LLC.

AMPLIFIED GEOCHEMICAL IMAGING, LLC
210 Executive Drive, Suite 1
Newark, DE 19702-3335 USA
ph: +1-302-266-2428
www.agisurveys.net

PROJECT NUMBER: ENV 01497
SITE NAME: 457-007 Task 11B
SITE ADDRESS:

FOR: Farallon Consulting LLC

Issaquah, WA 98027
USA

SAMPLER ID: 00770655 FIELD_SAMPLE
Dilution Factor: 1 Field ID: GS-5
Installation Date: 9/10/2015 6:00:00PM
Retrieval Date: 9/15/2015 3:42:00PM
Analyst: Kelly J Stringham **Method: SPG-WI-0292**
Reviewer: Ian McMullen

Matrix: SOIL GAS Product: SPG0008
Porosity: 0.38 Water Filled Voids: 0.14
Date Analyzed: 9/22/2015 7:03:00PM
Batch: ENV-150921-1

Compound	CAS #	Result (ug)	RL (ug)
Methyl tert-butyl ether	1634-04-4	<0.02	0.02
trans-1,2-Dichloroethene	**156-60-5**	**0.22**	**0.02**
1,1-Dichloroethane	75-34-3	<0.02	0.02
cis-1,2-Dichloroethene	**156-59-2**	**1.43**	**0.02**
Chloroform	**67-66-3**	**0.12**	**0.02**
1,1,1-Trichloroethane	71-55-6	<0.02	0.02
1,2-Dichloroethane	107-06-2	<0.02	0.02
Benzene	**71-43-2**	**0.02**	**0.02**
Carbon Tetrachloride	56-23-5	<0.02	0.02
Trichloroethene	**79-01-6**	**78.88**	**0.02**
1,1,2-Trichloroethane	79-00-5	<0.02	0.02
Toluene	**108-88-3**	**3.39**	**0.02**
Octane	**111-65-9**	**1.31**	**0.02**
Tetrachloroethene	**127-18-4**	**80.46**	**0.02**
Chlorobenzene	108-90-7	<0.02	0.02
1,1,1,2-Tetrachloroethane	630-20-6	<0.02	0.02
Ethylbenzene	**100-41-4**	**0.79**	**0.02**
m,p-Xylene	**108-38-3/106-42-3**	**3.58**	**0.02**
o-Xylene	**95-47-6**	**1.49**	**0.02**
1,1,2,2-Tetrachloroethane	79-34-5	<0.02	0.02
1,3,5-Trimethylbenzene	**108-67-8**	**0.07**	**0.02**
1,2,4-Trimethylbenzene	**95-63-6**	**0.13**	**0.02**
1,3-Dichlorobenzene	541-73-1	<0.02	0.02
1,4-Dichlorobenzene	106-46-7	<0.02	0.02
1,2-Dichlorobenzene	95-50-1	<0.02	0.02
Undecane	**1120-21-4**	**1.17**	**0.05**
Naphthalene	91-20-3	<0.05	0.05
Tridecane	**629-50-5**	**0.15**	**0.05**
2-Methylnaphthalene	91-57-6	<0.05	0.05
Acenaphthylene	208-96-8	<0.05	0.05
Pentadecane	**629-62-9**	**0.06**	**0.05**

© 2015 Amplified Geochemical Imaging, LLC.

AMPLIFIED GEOCHEMICAL IMAGING, LLC
210 Executive Drive, Suite 1
Newark, DE 19702-3335 USA
ph: +1-302-266-2428
www.agisurveys.net

PROJECT NUMBER: ENV 01497
SITE NAME: 457-007 Task 11B
SITE ADDRESS:

FOR: Farallon Consulting LLC

Issaquah, WA 98027
USA

SAMPLER ID: 00770655 FIELD_SAMPLE
Matrix: SOIL GAS
Product: SPG0008
Dilution Factor: 1
Field ID: GS-5
Porosity: 0.38
Water Filled Voids: 0.14
Installation Date: 9/10/2015 6:00:00PM
Retrieval Date: 9/15/2015 3:42:00PM
Date Analyzed: 9/22/2015 7:03:00PM
Analyst: Kelly J Stringham
Method: SPG-WI-0292
Batch: ENV-150921-1
Reviewer: Ian McMullen

Compound	CAS #	Result (ug)	RL (ug)
Acenaphthene	83-32-9	<0.05	0.05
Fluorene	86-73-7	<0.05	0.05
TPH		**34.58**	**0.50**
BTEX		**9.27**	**0.02**

© 2015 Amplified Geochemical Imaging, LLC.

AMPLIFIED GEOCHEMICAL IMAGING, LLC
210 Executive Drive, Suite 1
Newark, DE 19702-3335 USA
ph: +1-302-266-2428
www.agisurveys.net

PROJECT NUMBER: ENV 01497
SITE NAME: 457-007 Task 11B
SITE ADDRESS:

FOR: Farallon Consulting LLC

Issaquah, WA 98027
USA

SAMPLER ID: 00770656 FIELD_SAMPLE
Dilution Factor: 1 Field ID: GS-6
Installation Date: 9/10/2015 6:12:00PM
Retrieval Date: 9/15/2015 3:34:00PM
Analyst: Kelly J Stringham **Method: SPG-WI-0292**
Reviewer: Ian McMullen

Matrix: SOIL GAS Product: SPG0008
Porosity: 0.38 Water Filled Voids: 0.14
Date Analyzed: 9/22/2015 1:01:00PM
Batch: ENV-150921-1

Compound	CAS #	Result (ug)	RL (ug)
Methyl tert-butyl ether	1634-04-4	<0.02	0.02
trans-1,2-Dichloroethene	156-60-5	<0.02	0.02
1,1-Dichloroethane	75-34-3	<0.02	0.02
cis-1,2-Dichloroethene	**156-59-2**	**0.24**	**0.02**
Chloroform	**67-66-3**	**0.02**	**0.02**
1,1,1-Trichloroethane	71-55-6	<0.02	0.02
1,2-Dichloroethane	107-06-2	<0.02	0.02
Benzene	**71-43-2**	**0.02**	**0.02**
Carbon Tetrachloride	56-23-5	<0.02	0.02
Trichloroethene	**79-01-6**	**60.94**	**0.02**
1,1,2-Trichloroethane	79-00-5	<0.02	0.02
Toluene	**108-88-3**	**0.66**	**0.02**
Octane	**111-65-9**	**0.55**	**0.02**
Tetrachloroethene	**127-18-4**	**75.06**	**0.02**
Chlorobenzene	108-90-7	<0.02	0.02
1,1,1,2-Tetrachloroethane	630-20-6	<0.02	0.02
Ethylbenzene	**100-41-4**	**0.23**	**0.02**
m,p-Xylene	**108-38-3/106-42-3**	**1.24**	**0.02**
o-Xylene	**95-47-6**	**0.71**	**0.02**
1,1,2,2-Tetrachloroethane	79-34-5	<0.02	0.02
1,3,5-Trimethylbenzene	**108-67-8**	**0.08**	**0.02**
1,2,4-Trimethylbenzene	**95-63-6**	**0.12**	**0.02**
1,3-Dichlorobenzene	541-73-1	<0.02	0.02
1,4-Dichlorobenzene	106-46-7	<0.02	0.02
1,2-Dichlorobenzene	95-50-1	<0.02	0.02
Undecane	**1120-21-4**	**0.97**	**0.05**
Naphthalene	91-20-3	<0.05	0.05
Tridecane	**629-50-5**	**0.09**	**0.05**
2-Methylnaphthalene	91-57-6	<0.05	0.05
Acenaphthylene	208-96-8	<0.05	0.05
Pentadecane	629-62-9	<0.05	0.05

© 2015 Amplified Geochemical Imaging, LLC.

AMPLIFIED GEOCHEMICAL IMAGING, LLC
210 Executive Drive, Suite 1
Newark, DE 19702-3335 USA
ph: +1-302-266-2428
www.agisurveys.net

PROJECT NUMBER: ENV 01497
SITE NAME: 457-007 Task 11B
SITE ADDRESS:

FOR: Farallon Consulting LLC

Issaquah, WA 98027
USA

SAMPLER ID: 00770656 FIELD_SAMPLE
Matrix: SOIL GAS
Product: SPG0008
Dilution Factor: 1
Field ID: GS-6
Porosity: 0.38
Water Filled Voids: 0.14
Installation Date: 9/10/2015 6:12:00PM
Retrieval Date: 9/15/2015 3:34:00PM
Date Analyzed: 9/22/2015 1:01:00PM
Analyst: Kelly J Stringham
Method: SPG-WI-0292
Batch: ENV-150921-1
Reviewer: Ian McMullen

Compound	CAS #	Result (ug)	RL (ug)
Acenaphthene	83-32-9	<0.05	0.05
Fluorene	86-73-7	<0.05	0.05
TPH		**24.89**	**0.50**
BTEX		**2.86**	**0.02**

© 2015 Amplified Geochemical Imaging, LLC.

AMPLIFIED GEOCHEMICAL IMAGING, LLC
210 Executive Drive, Suite 1
Newark, DE 19702-3335 USA
ph: +1-302-266-2428
www.agisurveys.net

PROJECT NUMBER: ENV 01497
SITE NAME: 457-007 Task 11B
SITE ADDRESS:

FOR: Farallon Consulting LLC

Issaquah, WA 98027
USA

SAMPLER ID: 00770657 FIELD_SAMPLE
Dilution Factor: 1 Field ID: GS-7
Installation Date: 9/10/2015 6:30:00PM
Retrieval Date: 9/15/2015 3:30:00PM
Analyst: Kelly J Stringham **Method: SPG-WI-0292**
Reviewer: Ian McMullen

Matrix: SOIL GAS Product: SPG0008
Porosity: 0.38 Water Filled Voids: 0.14
Date Analyzed: 9/22/2015 3:02:00PM
Batch: ENV-150921-1

Compound	CAS #	Result (ug)	RL (ug)
Methyl tert-butyl ether	1634-04-4	<0.02	0.02
trans-1,2-Dichloroethene	156-60-5	<0.02	0.02
1,1-Dichloroethane	75-34-3	<0.02	0.02
cis-1,2-Dichloroethene	156-59-2	<0.02	0.02
Chloroform	**67-66-3**	**0.05**	**0.02**
1,1,1-Trichloroethane	71-55-6	<0.02	0.02
1,2-Dichloroethane	107-06-2	<0.02	0.02
Benzene	71-43-2	<0.02	0.02
Carbon Tetrachloride	56-23-5	<0.02	0.02
Trichloroethene	**79-01-6**	**28.43**	**0.02**
1,1,2-Trichloroethane	79-00-5	<0.02	0.02
Toluene	**108-88-3**	**7.34**	**0.02**
Octane	**111-65-9**	**1.45**	**0.02**
Tetrachloroethene	**127-18-4**	**9.12**	**0.02**
Chlorobenzene	108-90-7	<0.02	0.02
1,1,1,2-Tetrachloroethane	630-20-6	<0.02	0.02
Ethylbenzene	**100-41-4**	**0.93**	**0.02**
m,p-Xylene	**108-38-3/106-42-3**	**8.43**	**0.02**
o-Xylene	**95-47-6**	**3.84**	**0.02**
1,1,2,2-Tetrachloroethane	79-34-5	<0.02	0.02
1,3,5-Trimethylbenzene	**108-67-8**	**0.19**	**0.02**
1,2,4-Trimethylbenzene	**95-63-6**	**0.31**	**0.02**
1,3-Dichlorobenzene	541-73-1	<0.02	0.02
1,4-Dichlorobenzene	106-46-7	<0.02	0.02
1,2-Dichlorobenzene	95-50-1	<0.02	0.02
Undecane	**1120-21-4**	**1.92**	**0.05**
Naphthalene	**91-20-3**	**0.06**	**0.05**
Tridecane	**629-50-5**	**0.22**	**0.05**
2-Methylnaphthalene	91-57-6	<0.05	0.05
Acenaphthylene	208-96-8	<0.05	0.05
Pentadecane	**629-62-9**	**0.11**	**0.05**

© 2015 Amplified Geochemical Imaging, LLC.

AMPLIFIED GEOCHEMICAL IMAGING, LLC
210 Executive Drive, Suite 1
Newark, DE 19702-3335 USA
ph: +1-302-266-2428
www.agisurveys.net

PROJECT NUMBER: ENV 01497
SITE NAME: 457-007 Task 11B
SITE ADDRESS:

FOR: Farallon Consulting LLC

Issaquah, WA 98027
USA

SAMPLER ID: 00770657 FIELD_SAMPLE
Matrix: SOIL GAS
Product: SPG0008
Dilution Factor: 1
Field ID: GS-7
Porosity: 0.38
Water Filled Voids: 0.14
Installation Date: 9/10/2015 6:30:00PM
Retrieval Date: 9/15/2015 3:30:00PM
Date Analyzed: 9/22/2015 3:02:00PM
Analyst: Kelly J Stringham
Method: SPG-WI-0292
Batch: ENV-150921-1
Reviewer: Ian McMullen

Compound	CAS #	Result (ug)	RL (ug)
Acenaphthene	83-32-9	<0.05	0.05
Fluorene	86-73-7	<0.05	0.05
TPH		**70.77**	**0.50**
BTEX		**20.54**	**0.02**

© 2015 Amplified Geochemical Imaging, LLC.

AMPLIFIED GEOCHEMICAL IMAGING, LLC
210 Executive Drive, Suite 1
Newark, DE 19702-3335 USA
ph: +1-302-266-2428
www.agisurveys.net

PROJECT NUMBER: ENV 01497 **FOR: Farallon Consulting LLC**

SITE NAME: 457-007 Task 11B

SITE ADDRESS: **Issaquah, WA 98027**

USA

SAMPLER ID: 00770658 FIELD_SAMPLE Matrix: SOIL GAS Product: SPG0008

Dilution Factor: 1 Field ID: GS-8 Porosity: 0.38 Water Filled Voids: 0.14

Installation Date: 9/10/2015 6:50:00PM

Retrieval Date: 9/15/2015 3:28:00PM Date Analyzed: 9/22/2015 1:31:00PM

Analyst: Kelly J Stringham **Method: SPG-WI-0292** **Batch: ENV-150921-1**

Reviewer: Ian McMullen

Compound	CAS #	Result (ug)	RL (ug)
Methyl tert-butyl ether	1634-04-4	<0.02	0.02
trans-1,2-Dichloroethene	156-60-5	<0.02	0.02
1,1-Dichloroethane	75-34-3	<0.02	0.02
cis-1,2-Dichloroethene	**156-59-2**	**0.19**	**0.02**
Chloroform	67-66-3	<0.02	0.02
1,1,1-Trichloroethane	71-55-6	<0.02	0.02
1,2-Dichloroethane	107-06-2	<0.02	0.02
Benzene	71-43-2	<0.02	0.02
Carbon Tetrachloride	56-23-5	<0.02	0.02
Trichloroethene	**79-01-6**	**10.92**	**0.02**
1,1,2-Trichloroethane	79-00-5	<0.02	0.02
Toluene	**108-88-3**	**28.94**	**0.02**
Octane	**111-65-9**	**6.41**	**0.02**
Tetrachloroethene	**127-18-4**	**5.51**	**0.02**
Chlorobenzene	108-90-7	<0.02	0.02
1,1,1,2-Tetrachloroethane	630-20-6	<0.02	0.02
Ethylbenzene	**100-41-4**	**8.61**	**0.02**
m,p-Xylene	**108-38-3/106-42-3**	**33.85**	**0.02**
o-Xylene	**95-47-6**	**16.45**	**0.02**
1,1,2,2-Tetrachloroethane	79-34-5	<0.02	0.02
1,3,5-Trimethylbenzene	**108-67-8**	**1.01**	**0.02**
1,2,4-Trimethylbenzene	**95-63-6**	**2.11**	**0.02**
1,3-Dichlorobenzene	541-73-1	<0.02	0.02
1,4-Dichlorobenzene	106-46-7	<0.02	0.02
1,2-Dichlorobenzene	95-50-1	<0.02	0.02
Undecane	**1120-21-4**	**9.27**	**0.05**
Naphthalene	**91-20-3**	**0.08**	**0.05**
Tridecane	**629-50-5**	**0.35**	**0.05**
2-Methylnaphthalene	91-57-6	<0.05	0.05
Acenaphthylene	208-96-8	<0.05	0.05
Pentadecane	**629-62-9**	**0.13**	**0.05**

© 2015 Amplified Geochemical Imaging, LLC.

AMPLIFIED GEOCHEMICAL IMAGING, LLC
210 Executive Drive, Suite 1
Newark, DE 19702-3335 USA
ph: +1-302-266-2428
www.agisurveys.net

PROJECT NUMBER: ENV 01497
SITE NAME: 457-007 Task 11B
SITE ADDRESS:

FOR: Farallon Consulting LLC

Issaquah, WA 98027
USA

SAMPLER ID: 00770658 FIELD_SAMPLE
Matrix: SOIL GAS
Product: SPG0008
Dilution Factor: 1
Field ID: GS-8
Porosity: 0.38
Water Filled Voids: 0.14
Installation Date: 9/10/2015 6:50:00PM
Retrieval Date: 9/15/2015 3:28:00PM
Date Analyzed: 9/22/2015 1:31:00PM
Analyst: Kelly J Stringham
Method: SPG-WI-0292
Batch: ENV-150921-1
Reviewer: Ian McMullen

Compound	CAS #	Result (ug)	RL (ug)
Acenaphthene	83-32-9	<0.05	0.05
Fluorene	86-73-7	<0.05	0.05
TPH		**182.50**	**0.50**
BTEX		**87.85**	**0.02**

© 2015 Amplified Geochemical Imaging, LLC.

AMPLIFIED GEOCHEMICAL IMAGING, LLC
210 Executive Drive, Suite 1
Newark, DE 19702-3335 USA
ph: +1-302-266-2428
www.agisurveys.net

PROJECT NUMBER: ENV 01497
SITE NAME: 457-007 Task 11B
SITE ADDRESS:

FOR: Farallon Consulting LLC

Issaquah, WA 98027
USA

SAMPLER ID: 00770659 FIELD_SAMPLE
Dilution Factor: 1 Field ID: GS-9
Installation Date: 9/10/2015 7:20:00PM
Retrieval Date: 9/15/2015 3:39:00PM
Analyst: Kelly J Stringham **Method: SPG-WI-0292**
Reviewer: Ian McMullen

Matrix: SOIL GAS Product: SPG0008
Porosity: 0.38 Water Filled Voids: 0.14
Date Analyzed: 9/22/2015 3:32:00PM
Batch: ENV-150921-1

Compound	CAS #	Result (ug)	RL (ug)
Methyl tert-butyl ether	1634-04-4	<0.02	0.02
trans-1,2-Dichloroethene	156-60-5	<0.02	0.02
1,1-Dichloroethane	75-34-3	<0.02	0.02
cis-1,2-Dichloroethene	156-59-2	<0.02	0.02
Chloroform	67-66-3	<0.02	0.02
1,1,1-Trichloroethane	71-55-6	<0.02	0.02
1,2-Dichloroethane	107-06-2	<0.02	0.02
Benzene	71-43-2	<0.02	0.02
Carbon Tetrachloride	56-23-5	<0.02	0.02
Trichloroethene	**79-01-6**	**37.53**	**0.02**
1,1,2-Trichloroethane	**79-00-5**	**0.04**	**0.02**
Toluene	**108-88-3**	**0.16**	**0.02**
Octane	**111-65-9**	**0.05**	**0.02**
Tetrachloroethene	**127-18-4**	**69.79**	**0.02**
Chlorobenzene	108-90-7	<0.02	0.02
1,1,1,2-Tetrachloroethane	**630-20-6**	**0.13**	**0.02**
Ethylbenzene	**100-41-4**	**0.05**	**0.02**
m,p-Xylene	**108-38-3/106-42-3**	**0.31**	**0.02**
o-Xylene	**95-47-6**	**0.13**	**0.02**
1,1,2,2-Tetrachloroethane	79-34-5	<0.02	0.02
1,3,5-Trimethylbenzene	108-67-8	<0.02	0.02
1,2,4-Trimethylbenzene	95-63-6	<0.02	0.02
1,3-Dichlorobenzene	541-73-1	<0.02	0.02
1,4-Dichlorobenzene	106-46-7	<0.02	0.02
1,2-Dichlorobenzene	95-50-1	<0.02	0.02
Undecane	**1120-21-4**	**0.12**	**0.05**
Naphthalene	91-20-3	<0.05	0.05
Tridecane	629-50-5	<0.05	0.05
2-Methylnaphthalene	91-57-6	<0.05	0.05
Acenaphthylene	208-96-8	<0.05	0.05
Pentadecane	629-62-9	<0.05	0.05

© 2015 Amplified Geochemical Imaging, LLC.

AMPLIFIED GEOCHEMICAL IMAGING, LLC
210 Executive Drive, Suite 1
Newark, DE 19702-3335 USA
ph: +1-302-266-2428
www.agisurveys.net

PROJECT NUMBER: ENV 01497 **FOR: Farallon Consulting LLC**

SITE NAME: 457-007 Task 11B

SITE ADDRESS: **Issaquah, WA 98027**

USA

SAMPLER ID: 00770659 FIELD_SAMPLE Matrix: SOIL GAS Product: SPG0008

Dilution Factor: 1 Field ID: GS-9 Porosity: 0.38 Water Filled Voids: 0.14

Installation Date: 9/10/2015 7:20:00PM

Retrieval Date: 9/15/2015 3:39:00PM Date Analyzed: 9/22/2015 3:32:00PM

Analyst: Kelly J Stringham **Method: SPG-WI-0292** **Batch: ENV-150921-1**

Reviewer: Ian McMullen

Compound	CAS #	Result (ug)	RL (ug)
Acenaphthene	83-32-9	<0.05	0.05
Fluorene	86-73-7	<0.05	0.05
TPH		**8.94**	**0.50**
BTEX		**0.64**	**0.02**

© 2015 Amplified Geochemical Imaging, LLC.

AMPLIFIED GEOCHEMICAL IMAGING, LLC
210 Executive Drive, Suite 1
Newark, DE 19702-3335 USA
ph: +1-302-266-2428
www.agisurveys.net

PROJECT NUMBER: ENV 01497 **FOR: Farallon Consulting LLC**

SITE NAME: 457-007 Task 11B

SITE ADDRESS: **Issaquah, WA 98027**

USA

SAMPLER ID: 00770661 FIELD_SAMPLE Matrix: SOIL GAS Product: SPG0008

Dilution Factor: 1 Field ID: GS-11 Porosity: 0.38 Water Filled Voids: 0.14

Installation Date: 9/10/2015 8:18:00PM

Retrieval Date: 9/15/2015 3:56:00PM Date Analyzed: 9/22/2015 2:32:00PM

Analyst: Kelly J Stringham **Method: SPG-WI-0292** **Batch: ENV-150921-1**

Reviewer: Ian McMullen

Compound	CAS #	Result (ug)	RL (ug)
Methyl tert-butyl ether	1634-04-4	<0.02	0.02
trans-1,2-Dichloroethene	156-60-5	<0.02	0.02
1,1-Dichloroethane	75-34-3	<0.02	0.02
cis-1,2-Dichloroethene	156-59-2	<0.02	0.02
Chloroform	67-66-3	<0.02	0.02
1,1,1-Trichloroethane	71-55-6	<0.02	0.02
1,2-Dichloroethane	107-06-2	<0.02	0.02
Benzene	71-43-2	<0.02	0.02
Carbon Tetrachloride	56-23-5	<0.02	0.02
Trichloroethene	**79-01-6**	**0.66**	**0.02**
1,1,2-Trichloroethane	79-00-5	<0.02	0.02
Toluene	**108-88-3**	**0.07**	**0.02**
Octane	111-65-9	<0.02	0.02
Tetrachloroethene	**127-18-4**	**0.54**	**0.02**
Chlorobenzene	108-90-7	<0.02	0.02
1,1,1,2-Tetrachloroethane	630-20-6	<0.02	0.02
Ethylbenzene	100-41-4	<0.02	0.02
m,p-Xylene	**108-38-3/106-42-3**	**0.09**	**0.02**
o-Xylene	**95-47-6**	**0.04**	**0.02**
1,1,2,2-Tetrachloroethane	79-34-5	<0.02	0.02
1,3,5-Trimethylbenzene	108-67-8	<0.02	0.02
1,2,4-Trimethylbenzene	95-63-6	<0.02	0.02
1,3-Dichlorobenzene	541-73-1	<0.02	0.02
1,4-Dichlorobenzene	106-46-7	<0.02	0.02
1,2-Dichlorobenzene	95-50-1	<0.02	0.02
Undecane	**1120-21-4**	**0.07**	**0.05**
Naphthalene	91-20-3	<0.05	0.05
Tridecane	629-50-5	<0.05	0.05
2-Methylnaphthalene	91-57-6	<0.05	0.05
Acenaphthylene	208-96-8	<0.05	0.05
Pentadecane	629-62-9	<0.05	0.05

© 2015 Amplified Geochemical Imaging, LLC.

AMPLIFIED GEOCHEMICAL IMAGING, LLC
210 Executive Drive, Suite 1
Newark, DE 19702-3335 USA
ph: +1-302-266-2428
www.agisurveys.net

PROJECT NUMBER: ENV 01497 **FOR: Farallon Consulting LLC**

SITE NAME: 457-007 Task 11B

SITE ADDRESS: **Issaquah, WA 98027**

USA

SAMPLER ID: 00770661 FIELD_SAMPLE Matrix: SOIL GAS Product: SPG0008

Dilution Factor: 1 Field ID: GS-11 Porosity: 0.38 Water Filled Voids: 0.14

Installation Date: 9/10/2015 8:18:00PM

Retrieval Date: 9/15/2015 3:56:00PM Date Analyzed: 9/22/2015 2:32:00PM

Analyst: Kelly J Stringham **Method: SPG-WI-0292** **Batch: ENV-150921-1**

Reviewer: Ian McMullen

Compound	CAS #	Result (ug)	RL (ug)
Acenaphthene	83-32-9	<0.05	0.05
Fluorene	86-73-7	<0.05	0.05
TPH		**5.01**	**0.50**
BTEX		**0.19**	**0.02**

© 2015 Amplified Geochemical Imaging, LLC.

AMPLIFIED GEOCHEMICAL IMAGING, LLC
210 Executive Drive, Suite 1
Newark, DE 19702-3335 USA
ph: +1-302-266-2428
www.agisurveys.net

PROJECT NUMBER: ENV 01497 **FOR: Farallon Consulting LLC**

SITE NAME: 457-007 Task 11B

SITE ADDRESS: **Issaquah, WA 98027**

USA

SAMPLER ID: 00770662 FIELD_SAMPLE Matrix: SOIL GAS Product: SPG0008

Dilution Factor: 1 Field ID: GS-12 Porosity: 0.38 Water Filled Voids: 0.14

Installation Date: 9/10/2015 8:40:00PM

Retrieval Date: 9/15/2015 3:54:00PM Date Analyzed: 9/22/2015 2:02:00PM

Analyst: Kelly J Stringham **Method: SPG-WI-0292** **Batch: ENV-150921-1**

Reviewer: Ian McMullen

Compound	CAS #	Result (ug)	RL (ug)
Methyl tert-butyl ether	1634-04-4	<0.02	0.02
trans-1,2-Dichloroethene	156-60-5	<0.02	0.02
1,1-Dichloroethane	75-34-3	<0.02	0.02
cis-1,2-Dichloroethene	156-59-2	<0.02	0.02
Chloroform	67-66-3	<0.02	0.02
1,1,1-Trichloroethane	71-55-6	<0.02	0.02
1,2-Dichloroethane	107-06-2	<0.02	0.02
Benzene	71-43-2	<0.02	0.02
Carbon Tetrachloride	56-23-5	<0.02	0.02
Trichloroethene	**79-01-6**	**3.13**	**0.02**
1,1,2-Trichloroethane	79-00-5	<0.02	0.02
Toluene	**108-88-3**	**9.27**	**0.02**
Octane	**111-65-9**	**0.06**	**0.02**
Tetrachloroethene	**127-18-4**	**1.22**	**0.02**
Chlorobenzene	108-90-7	<0.02	0.02
1,1,1,2-Tetrachloroethane	630-20-6	<0.02	0.02
Ethylbenzene	**100-41-4**	**0.29**	**0.02**
m,p-Xylene	**108-38-3/106-42-3**	**1.23**	**0.02**
o-Xylene	**95-47-6**	**0.46**	**0.02**
1,1,2,2-Tetrachloroethane	79-34-5	<0.02	0.02
1,3,5-Trimethylbenzene	**108-67-8**	**0.06**	**0.02**
1,2,4-Trimethylbenzene	**95-63-6**	**0.18**	**0.02**
1,3-Dichlorobenzene	541-73-1	<0.02	0.02
1,4-Dichlorobenzene	106-46-7	<0.02	0.02
1,2-Dichlorobenzene	95-50-1	<0.02	0.02
Undecane	**1120-21-4**	**0.35**	**0.05**
Naphthalene	**91-20-3**	**0.14**	**0.05**
Tridecane	**629-50-5**	**0.14**	**0.05**
2-Methylnaphthalene	91-57-6	<0.05	0.05
Acenaphthylene	208-96-8	<0.05	0.05
Pentadecane	**629-62-9**	**0.06**	**0.05**

© 2015 Amplified Geochemical Imaging, LLC.

AMPLIFIED GEOCHEMICAL IMAGING, LLC
210 Executive Drive, Suite 1
Newark, DE 19702-3335 USA
ph: +1-302-266-2428
www.agisurveys.net

PROJECT NUMBER: ENV 01497
SITE NAME: 457-007 Task 11B
SITE ADDRESS:

FOR: Farallon Consulting LLC

Issaquah, WA 98027
USA

SAMPLER ID: 00770662 FIELD_SAMPLE
Matrix: SOIL GAS
Product: SPG0008
Dilution Factor: 1
Field ID: GS-12
Porosity: 0.38
Water Filled Voids: 0.14
Installation Date: 9/10/2015 8:40:00PM
Retrieval Date: 9/15/2015 3:54:00PM
Date Analyzed: 9/22/2015 2:02:00PM
Analyst: Kelly J Stringham
Method: SPG-WI-0292
Batch: ENV-150921-1
Reviewer: Ian McMullen

Compound	CAS #	Result (ug)	RL (ug)
Acenaphthene	83-32-9	<0.05	0.05
Fluorene	86-73-7	<0.05	0.05
TPH		**15.71**	**0.50**
BTEX		**11.26**	**0.02**

© 2015 Amplified Geochemical Imaging, LLC.

AMPLIFIED GEOCHEMICAL IMAGING, LLC
210 Executive Drive, Suite 1
Newark, DE 19702-3335 USA
ph: +1-302-266-2428
www.agisurveys.net

PROJECT NUMBER: ENV 01497 **FOR: Farallon Consulting LLC**

SITE NAME: 457-007 Task 11B

SITE ADDRESS: **Issaquah, WA 98027**

USA

SAMPLER ID: 00770663 FIELD_SAMPLE Matrix: SOIL GAS Product: SPG0008

Dilution Factor: 1 Field ID: GS-13 Porosity: 0.38 Water Filled Voids: 0.14

Installation Date: 9/10/2015 8:50:00PM

Retrieval Date: 9/15/2015 4:00:00PM Date Analyzed: 9/22/2015 5:33:00PM

Analyst: Kelly J Stringham **Method: SPG-WI-0292** **Batch: ENV-150921-1**

Reviewer: Ian McMullen

Compound	CAS #	Result (ug)	RL (ug)
Methyl tert-butyl ether	1634-04-4	<0.02	0.02
trans-1,2-Dichloroethene	156-60-5	<0.02	0.02
1,1-Dichloroethane	75-34-3	<0.02	0.02
cis-1,2-Dichloroethene	156-59-2	<0.02	0.02
Chloroform	67-66-3	<0.02	0.02
1,1,1-Trichloroethane	**71-55-6**	**0.09**	**0.02**
1,2-Dichloroethane	107-06-2	<0.02	0.02
Benzene	71-43-2	<0.02	0.02
Carbon Tetrachloride	56-23-5	<0.02	0.02
Trichloroethene	**79-01-6**	**53.38**	**0.02**
1,1,2-Trichloroethane	79-00-5	<0.02	0.02
Toluene	**108-88-3**	**0.06**	**0.02**
Octane	**111-65-9**	**0.02**	**0.02**
Tetrachloroethene	**127-18-4**	**3.26**	**0.02**
Chlorobenzene	108-90-7	<0.02	0.02
1,1,1,2-Tetrachloroethane	630-20-6	<0.02	0.02
Ethylbenzene	100-41-4	**0.02**	**0.02**
m,p-Xylene	**108-38-3/106-42-3**	**0.10**	**0.02**
o-Xylene	**95-47-6**	**0.05**	**0.02**
1,1,2,2-Tetrachloroethane	79-34-5	<0.02	0.02
1,3,5-Trimethylbenzene	108-67-8	**0.02**	**0.02**
1,2,4-Trimethylbenzene	**95-63-6**	**0.03**	**0.02**
1,3-Dichlorobenzene	541-73-1	<0.02	0.02
1,4-Dichlorobenzene	106-46-7	<0.02	0.02
1,2-Dichlorobenzene	95-50-1	<0.02	0.02
Undecane	**1120-21-4**	**0.09**	**0.05**
Naphthalene	91-20-3	<0.05	0.05
Tridecane	**629-50-5**	**0.07**	**0.05**
2-Methylnaphthalene	91-57-6	<0.05	0.05
Acenaphthylene	208-96-8	<0.05	0.05
Pentadecane	629-62-9	<0.05	0.05

© 2015 Amplified Geochemical Imaging, LLC.

AMPLIFIED GEOCHEMICAL IMAGING, LLC
210 Executive Drive, Suite 1
Newark, DE 19702-3335 USA
ph: +1-302-266-2428
www.agisurveys.net

PROJECT NUMBER: ENV 01497
SITE NAME: 457-007 Task 11B
SITE ADDRESS:

FOR: Farallon Consulting LLC

Issaquah, WA 98027
USA

SAMPLER ID: 00770663 FIELD_SAMPLE
Matrix: SOIL GAS
Product: SPG0008
Dilution Factor: 1
Field ID: GS-13
Porosity: 0.38
Water Filled Voids: 0.14
Installation Date: 9/10/2015 8:50:00PM
Retrieval Date: 9/15/2015 4:00:00PM
Date Analyzed: 9/22/2015 5:33:00PM
Analyst: Kelly J Stringham
Method: SPG-WI-0292
Batch: ENV-150921-1
Reviewer: Ian McMullen

Compound	CAS #	Result (ug)	RL (ug)
Acenaphthene	83-32-9	<0.05	0.05
Fluorene	86-73-7	<0.05	0.05
TPH		**10.00**	**0.50**
BTEX		**0.22**	**0.02**

© 2015 Amplified Geochemical Imaging, LLC.

AMPLIFIED GEOCHEMICAL IMAGING, LLC
210 Executive Drive, Suite 1
Newark, DE 19702-3335 USA
ph: +1-302-266-2428
www.agisurveys.net

PROJECT NUMBER: ENV 01497 **FOR: Farallon Consulting LLC**

SITE NAME: 457-007 Task 11B

SITE ADDRESS: **Issaquah, WA 98027**

USA

SAMPLER ID: 00770664 FIELD_SAMPLE Matrix: SOIL GAS Product: SPG0008

Dilution Factor: 1 Field ID: GS-14 Porosity: 0.38 Water Filled Voids: 0.14

Installation Date: 9/10/2015 9:05:00PM

Retrieval Date: 9/15/2015 3:17:00PM Date Analyzed: 9/22/2015 11:31:00AM

Analyst: Kelly J Stringham **Method: SPG-WI-0292** **Batch: ENV-150921-1**

Reviewer: Ian McMullen

Compound	CAS #	Result (ug)	RL (ug)
Methyl tert-butyl ether	1634-04-4	<0.02	0.02
trans-1,2-Dichloroethene	156-60-5	<0.02	0.02
1,1-Dichloroethane	75-34-3	<0.02	0.02
cis-1,2-Dichloroethene	156-59-2	<0.02	0.02
Chloroform	67-66-3	<0.02	0.02
1,1,1-Trichloroethane	**71-55-6**	**0.07**	**0.02**
1,2-Dichloroethane	107-06-2	<0.02	0.02
Benzene	71-43-2	<0.02	0.02
Carbon Tetrachloride	56-23-5	<0.02	0.02
Trichloroethene	**79-01-6**	**44.69**	**0.02**
1,1,2-Trichloroethane	79-00-5	<0.02	0.02
Toluene	**108-88-3**	**0.55**	**0.02**
Octane	**111-65-9**	**0.05**	**0.02**
Tetrachloroethene	**127-18-4**	**0.32**	**0.02**
Chlorobenzene	108-90-7	<0.02	0.02
1,1,1,2-Tetrachloroethane	630-20-6	<0.02	0.02
Ethylbenzene	**100-41-4**	**0.17**	**0.02**
m,p-Xylene	**108-38-3/106-42-3**	**1.19**	**0.02**
o-Xylene	**95-47-6**	**0.42**	**0.02**
1,1,2,2-Tetrachloroethane	79-34-5	<0.02	0.02
1,3,5-Trimethylbenzene	**108-67-8**	**0.04**	**0.02**
1,2,4-Trimethylbenzene	**95-63-6**	**0.06**	**0.02**
1,3-Dichlorobenzene	541-73-1	<0.02	0.02
1,4-Dichlorobenzene	106-46-7	<0.02	0.02
1,2-Dichlorobenzene	95-50-1	<0.02	0.02
Undecane	**1120-21-4**	**0.36**	**0.05**
Naphthalene	91-20-3	<0.05	0.05
Tridecane	**629-50-5**	**0.17**	**0.05**
2-Methylnaphthalene	91-57-6	<0.05	0.05
Acenaphthylene	208-96-8	<0.05	0.05
Pentadecane	**629-62-9**	**0.17**	**0.05**

© 2015 Amplified Geochemical Imaging, LLC.

AMPLIFIED GEOCHEMICAL IMAGING, LLC
210 Executive Drive, Suite 1
Newark, DE 19702-3335 USA
ph: +1-302-266-2428
www.agisurveys.net

PROJECT NUMBER: ENV 01497 **FOR: Farallon Consulting LLC**

SITE NAME: 457-007 Task 11B

SITE ADDRESS: **Issaquah, WA 98027**

USA

SAMPLER ID: 00770664 FIELD_SAMPLE Matrix: SOIL GAS Product: SPG0008

Dilution Factor: 1 Field ID: GS-14 Porosity: 0.38 Water Filled Voids: 0.14

Installation Date: 9/10/2015 9:05:00PM

Retrieval Date: 9/15/2015 3:17:00PM Date Analyzed: 9/22/2015 11:31:00AM

Analyst: Kelly J Stringham **Method: SPG-WI-0292** **Batch: ENV-150921-1**

Reviewer: Ian McMullen

Compound	CAS #	Result (ug)	RL (ug)
Acenaphthene	83-32-9	<0.05	0.05
Fluorene	86-73-7	<0.05	0.05
TPH		**19.39**	**0.50**
BTEX		**2.33**	**0.02**

© 2015 Amplified Geochemical Imaging, LLC.

AMPLIFIED GEOCHEMICAL IMAGING, LLC
210 Executive Drive, Suite 1
Newark, DE 19702-3335 USA
ph: +1-302-266-2428
www.agisurveys.net

PROJECT NUMBER: ENV 01497
SITE NAME: 457-007 Task 11B
SITE ADDRESS:

FOR: Farallon Consulting LLC

Issaquah, WA 98027
USA

SAMPLER ID: 00770664D FIELD_SAMPLE
Dilution Factor: 1 Field ID: GS-14
Installation Date: 9/10/2015 9:05:00PM
Retrieval Date: 9/15/2015 3:17:00PM
Analyst: Kelly J Stringham **Method: SPG-WI-0292**
Reviewer: Ian McMullen

Matrix: SOIL GAS Product: SPG0008
Porosity: 0.38 Water Filled Voids: 0.14
Date Analyzed: 9/22/2015 9:04:00PM
Batch: ENV-150921-1

Compound	CAS #	Result (ug)	RL (ug)
Methyl tert-butyl ether	1634-04-4	<0.02	0.02
trans-1,2-Dichloroethene	156-60-5	<0.02	0.02
1,1-Dichloroethane	75-34-3	<0.02	0.02
cis-1,2-Dichloroethene	156-59-2	<0.02	0.02
Chloroform	67-66-3	<0.02	0.02
1,1,1-Trichloroethane	**71-55-6**	**0.06**	**0.02**
1,2-Dichloroethane	107-06-2	<0.02	0.02
Benzene	71-43-2	<0.02	0.02
Carbon Tetrachloride	56-23-5	<0.02	0.02
Trichloroethene	**79-01-6**	**39.64**	**0.02**
1,1,2-Trichloroethane	79-00-5	<0.02	0.02
Toluene	**108-88-3**	**0.48**	**0.02**
Octane	**111-65-9**	**0.05**	**0.02**
Tetrachloroethene	**127-18-4**	**0.29**	**0.02**
Chlorobenzene	108-90-7	<0.02	0.02
1,1,1,2-Tetrachloroethane	630-20-6	<0.02	0.02
Ethylbenzene	**100-41-4**	**0.15**	**0.02**
m,p-Xylene	**108-38-3/106-42-3**	**1.05**	**0.02**
o-Xylene	**95-47-6**	**0.37**	**0.02**
1,1,2,2-Tetrachloroethane	79-34-5	<0.02	0.02
1,3,5-Trimethylbenzene	**108-67-8**	**0.03**	**0.02**
1,2,4-Trimethylbenzene	**95-63-6**	**0.04**	**0.02**
1,3-Dichlorobenzene	541-73-1	<0.02	0.02
1,4-Dichlorobenzene	106-46-7	<0.02	0.02
1,2-Dichlorobenzene	95-50-1	<0.02	0.02
Undecane	**1120-21-4**	**0.23**	**0.05**
Naphthalene	91-20-3	<0.05	0.05
Tridecane	**629-50-5**	**0.08**	**0.05**
2-Methylnaphthalene	91-57-6	<0.05	0.05
Acenaphthylene	208-96-8	<0.05	0.05
Pentadecane	**629-62-9**	**0.10**	**0.05**

© 2015 Amplified Geochemical Imaging, LLC.

AMPLIFIED GEOCHEMICAL IMAGING, LLC
210 Executive Drive, Suite 1
Newark, DE 19702-3335 USA
ph: +1-302-266-2428
www.agisurveys.net

PROJECT NUMBER: ENV 01497 **FOR: Farallon Consulting LLC**

SITE NAME: 457-007 Task 11B

SITE ADDRESS: **Issaquah, WA 98027**

USA

SAMPLER ID: 00770664D FIELD_SAMPLE Matrix: SOIL GAS Product: SPG0008

Dilution Factor: 1 Field ID: GS-14 Porosity: 0.38 Water Filled Voids: 0.14

Installation Date: 9/10/2015 9:05:00PM

Retrieval Date: 9/15/2015 3:17:00PM Date Analyzed: 9/22/2015 9:04:00PM

Analyst: Kelly J Stringham **Method: SPG-WI-0292** **Batch: ENV-150921-1**

Reviewer: Ian McMullen

Compound	CAS #	Result (ug)	RL (ug)
Acenaphthene	83-32-9	<0.05	0.05
Fluorene	86-73-7	<0.05	0.05
TPH		**11.68**	**0.50**
BTEX		**2.05**	**0.02**

© 2015 Amplified Geochemical Imaging, LLC.

AMPLIFIED GEOCHEMICAL IMAGING, LLC
210 Executive Drive, Suite 1
Newark, DE 19702-3335 USA
ph: +1-302-266-2428
www.agisurveys.net

PROJECT NUMBER: ENV 01497
SITE NAME: 457-007 Task 11B
SITE ADDRESS:

FOR: Farallon Consulting LLC

Issaquah, WA 98027
USA

SAMPLER ID: 00770665 FIELD_SAMPLE
Dilution Factor: 1 Field ID: GS-15
Installation Date: 9/10/2015 9:25:00PM
Retrieval Date: 9/15/2015 3:49:00PM
Analyst: Kelly J Stringham **Method: SPG-WI-0292**
Reviewer: Ian McMullen

Matrix: SOIL GAS Product: SPG0008
Porosity: 0.38 Water Filled Voids: 0.14
Date Analyzed: 9/22/2015 11:01:00AM
Batch: ENV-150921-1

Compound	CAS #	Result (ug)	RL (ug)
Methyl tert-butyl ether	1634-04-4	<0.02	0.02
trans-1,2-Dichloroethene	156-60-5	<0.02	0.02
1,1-Dichloroethane	75-34-3	<0.02	0.02
cis-1,2-Dichloroethene	156-59-2	<0.02	0.02
Chloroform	67-66-3	<0.02	0.02
1,1,1-Trichloroethane	71-55-6	<0.02	0.02
1,2-Dichloroethane	107-06-2	<0.02	0.02
Benzene	**71-43-2**	**0.08**	**0.02**
Carbon Tetrachloride	56-23-5	<0.02	0.02
Trichloroethene	**79-01-6**	**3.81**	**0.02**
1,1,2-Trichloroethane	79-00-5	<0.02	0.02
Toluene	**108-88-3**	**0.25**	**0.02**
Octane	**111-65-9**	**0.08**	**0.02**
Tetrachloroethene	**127-18-4**	**0.03**	**0.02**
Chlorobenzene	108-90-7	<0.02	0.02
1,1,1,2-Tetrachloroethane	630-20-6	<0.02	0.02
Ethylbenzene	**100-41-4**	**0.08**	**0.02**
m,p-Xylene	**108-38-3/106-42-3**	**0.32**	**0.02**
o-Xylene	**95-47-6**	**0.16**	**0.02**
1,1,2,2-Tetrachloroethane	79-34-5	<0.02	0.02
1,3,5-Trimethylbenzene	**108-67-8**	**0.09**	**0.02**
1,2,4-Trimethylbenzene	**95-63-6**	**0.22**	**0.02**
1,3-Dichlorobenzene	541-73-1	<0.02	0.02
1,4-Dichlorobenzene	106-46-7	<0.02	0.02
1,2-Dichlorobenzene	95-50-1	<0.02	0.02
Undecane	**1120-21-4**	**0.76**	**0.05**
Naphthalene	**91-20-3**	**0.10**	**0.05**
Tridecane	**629-50-5**	**1.11**	**0.05**
2-Methylnaphthalene	**91-57-6**	**0.18**	**0.05**
Acenaphthylene	208-96-8	<0.05	0.05
Pentadecane	**629-62-9**	**0.50**	**0.05**

© 2015 Amplified Geochemical Imaging, LLC.

AMPLIFIED GEOCHEMICAL IMAGING, LLC
210 Executive Drive, Suite 1
Newark, DE 19702-3335 USA
ph: +1-302-266-2428
www.agisurveys.net

PROJECT NUMBER: ENV 01497
SITE NAME: 457-007 Task 11B
SITE ADDRESS:

FOR: Farallon Consulting LLC

Issaquah, WA 98027
USA

SAMPLER ID: 00770665 FIELD_SAMPLE
Matrix: SOIL GAS
Product: SPG0008
Dilution Factor: 1
Field ID: GS-15
Porosity: 0.38
Water Filled Voids: 0.14
Installation Date: 9/10/2015 9:25:00PM
Retrieval Date: 9/15/2015 3:49:00PM
Date Analyzed: 9/22/2015 11:01:00AM
Analyst: Kelly J Stringham
Method: SPG-WI-0292
Batch: ENV-150921-1
Reviewer: Ian McMullen

Compound	CAS #	Result (ug)	RL (ug)
Acenaphthene	83-32-9	<0.05	0.05
Fluorene	86-73-7	<0.05	0.05
TPH		**68.69**	**0.50**
BTEX		**0.89**	**0.02**

© 2015 Amplified Geochemical Imaging, LLC.

AMPLIFIED GEOCHEMICAL IMAGING, LLC
210 Executive Drive, Suite 1
Newark, DE 19702-3335 USA
ph: +1-302-266-2428
www.agisurveys.net

PROJECT NUMBER: ENV 01497
SITE NAME: 457-007 Task 11B
SITE ADDRESS:

FOR: Farallon Consulting LLC

Issaquah, WA 98027
USA

SAMPLER ID: 00770666 TRIP_BLANK
Dilution Factor: 1

Matrix: SOIL GAS
Porosity:

Product: SPG0008
Water Filled Voids:

Date Analyzed: 9/22/2015 7:33:00PM

Analyst: Kelly J Stringham
Reviewer: Ian McMullen

Method: SPG-WI-0292

Batch: ENV-150921-1

Compound	CAS #	Result (ug)	RL (ug)
Methyl tert-butyl ether	1634-04-4	<0.02	0.02
trans-1,2-Dichloroethene	156-60-5	<0.02	0.02
1,1-Dichloroethane	75-34-3	<0.02	0.02
cis-1,2-Dichloroethene	156-59-2	<0.02	0.02
Chloroform	67-66-3	<0.02	0.02
1,1,1-Trichloroethane	71-55-6	<0.02	0.02
1,2-Dichloroethane	107-06-2	<0.02	0.02
Benzene	71-43-2	<0.02	0.02
Carbon Tetrachloride	56-23-5	<0.02	0.02
Trichloroethene	79-01-6	<0.02	0.02
1,1,2-Trichloroethane	79-00-5	<0.02	0.02
Toluene	108-88-3	<0.02	0.02
Octane	111-65-9	<0.02	0.02
Tetrachloroethene	127-18-4	<0.02	0.02
Chlorobenzene	108-90-7	<0.02	0.02
1,1,1,2-Tetrachloroethane	630-20-6	<0.02	0.02
Ethylbenzene	100-41-4	<0.02	0.02
m,p-Xylene	108-38-3/106-42-3	<0.02	0.02
o-Xylene	95-47-6	<0.02	0.02
1,1,2,2-Tetrachloroethane	79-34-5	<0.02	0.02
1,3,5-Trimethylbenzene	108-67-8	<0.02	0.02
1,2,4-Trimethylbenzene	95-63-6	<0.02	0.02
1,3-Dichlorobenzene	541-73-1	<0.02	0.02
1,4-Dichlorobenzene	106-46-7	<0.02	0.02
1,2-Dichlorobenzene	95-50-1	<0.02	0.02
Undecane	1120-21-4	<0.05	0.05
Naphthalene	91-20-3	<0.05	0.05
Tridecane	629-50-5	<0.05	0.05
2-Methylnaphthalene	91-57-6	<0.05	0.05
Acenaphthylene	208-96-8	<0.05	0.05
Pentadecane	629-62-9	<0.05	0.05

© 2015 Amplified Geochemical Imaging, LLC.

AMPLIFIED GEOCHEMICAL IMAGING, LLC
210 Executive Drive, Suite 1
Newark, DE 19702-3335 USA
ph: +1-302-266-2428
www.agisurveys.net

PROJECT NUMBER: ENV 01497
SITE NAME: 457-007 Task 11B
SITE ADDRESS:

FOR: Farallon Consulting LLC

Issaquah, WA 98027
USA

SAMPLER ID: 00770666 TRIP_BLANK
Dilution Factor: 1

Matrix: SOIL GAS
Porosity:

Product: SPG0008
Water Filled Voids:

Date Analyzed: 9/22/2015 7:33:00PM

Analyst: Kelly J Stringham **Method: SPG-WI-0292** **Batch: ENV-150921-1**
Reviewer: Ian McMullen

Compound	CAS #	Result (ug)	RL (ug)
Acenaphthene	83-32-9	<0.05	0.05
Fluorene	86-73-7	<0.05	0.05
TPH		<0.50	0.50
BTEX		<0.02	0.02

© 2015 Amplified Geochemical Imaging, LLC.

AMPLIFIED GEOCHEMICAL IMAGING, LLC
210 Executive Drive, Suite 1
Newark, DE 19702-3335 USA
ph: +1-302-266-2428
www.agisurveys.net

PROJECT NUMBER: ENV 01497
SITE NAME: 457-007 Task 11B
SITE ADDRESS:

FOR: Farallon Consulting LLC

Issaquah, WA 98027
USA

SAMPLER ID: 00770667 TRIP_BLANK
Dilution Factor: 1

Matrix: SOIL GAS
Porosity:

Product: SPG0008
Water Filled Voids:

Date Analyzed: 9/22/2015 12:31:00PM

Analyst: Kelly J Stringham **Method: SPG-WI-0292** **Batch: ENV-150921-1**
Reviewer: Ian McMullen

Compound	CAS #	Result (ug)	RL (ug)
Methyl tert-butyl ether	1634-04-4	<0.02	0.02
trans-1,2-Dichloroethene	156-60-5	<0.02	0.02
1,1-Dichloroethane	75-34-3	<0.02	0.02
cis-1,2-Dichloroethene	156-59-2	<0.02	0.02
Chloroform	67-66-3	<0.02	0.02
1,1,1-Trichloroethane	71-55-6	<0.02	0.02
1,2-Dichloroethane	107-06-2	<0.02	0.02
Benzene	71-43-2	<0.02	0.02
Carbon Tetrachloride	56-23-5	<0.02	0.02
Trichloroethene	79-01-6	<0.02	0.02
1,1,2-Trichloroethane	79-00-5	<0.02	0.02
Toluene	108-88-3	<0.02	0.02
Octane	111-65-9	<0.02	0.02
Tetrachloroethene	127-18-4	<0.02	0.02
Chlorobenzene	108-90-7	<0.02	0.02
1,1,1,2-Tetrachloroethane	630-20-6	<0.02	0.02
Ethylbenzene	100-41-4	<0.02	0.02
m,p-Xylene	108-38-3/106-42-3	<0.02	0.02
o-Xylene	95-47-6	<0.02	0.02
1,1,2,2-Tetrachloroethane	79-34-5	<0.02	0.02
1,3,5-Trimethylbenzene	108-67-8	<0.02	0.02
1,2,4-Trimethylbenzene	95-63-6	<0.02	0.02
1,3-Dichlorobenzene	541-73-1	<0.02	0.02
1,4-Dichlorobenzene	106-46-7	<0.02	0.02
1,2-Dichlorobenzene	95-50-1	<0.02	0.02
Undecane	1120-21-4	<0.05	0.05
Naphthalene	91-20-3	<0.05	0.05
Tridecane	629-50-5	<0.05	0.05
2-Methylnaphthalene	91-57-6	<0.05	0.05
Acenaphthylene	208-96-8	<0.05	0.05
Pentadecane	629-62-9	<0.05	0.05

© 2015 Amplified Geochemical Imaging, LLC.

AMPLIFIED GEOCHEMICAL IMAGING, LLC
210 Executive Drive, Suite 1
Newark, DE 19702-3335 USA
ph: +1-302-266-2428
www.agisurveys.net

PROJECT NUMBER: ENV 01497
SITE NAME: 457-007 Task 11B
SITE ADDRESS:

FOR: Farallon Consulting LLC

Issaquah, WA 98027
USA

SAMPLER ID: 00770667 TRIP_BLANK
Dilution Factor: 1

Matrix: SOIL GAS
Porosity:

Product: SPG0008
Water Filled Voids:

Date Analyzed: 9/22/2015 12:31:00PM

Analyst: Kelly J Stringham **Method: SPG-WI-0292** **Batch: ENV-150921-1**
Reviewer: Ian McMullen

Compound	CAS #	Result (ug)	RL (ug)
Acenaphthene	83-32-9	<0.05	0.05
Fluorene	86-73-7	<0.05	0.05
TPH		<0.50	0.50
BTEX		<0.02	0.02

© 2015 Amplified Geochemical Imaging, LLC.

AMPLIFIED GEOCHEMICAL IMAGING, LLC
210 EXECUTIVE DRIVE, SUITE 1, NEWARK, DE 19702
FARALLON CONSULTING LLC, ISSAQUAH, WA
STANDARD TARGET VOCs/SVOCs
ESTIMATED SOIL GAS CONCENTRATIONS
457-007 TASK 11B
ORDER # 01497

DATAFILE	FIELD	DATE/ TIME		DATE/ TIME		DATE/ TIME		DATE/ TIME			estimated	
NAME	ID	INSTALLED		RETRIEVED		RECEIVED		ANALYZED		DF	TPH, ug/m^3	MTBE, ug/m^3
RL =											9.93	64.9
00770645	GS-1	9/10/15 16:10		9/15/15 16:15		9/17/15 10:00	ET	9/22/15 12:01	ET	1	394 E	<64.3
00770652	GS-2	9/10/15 16:20		9/15/15 16:19		9/17/15 10:00	ET	9/22/15 18:03	ET	1	427 E	<64.4
00770652D	GS-2	9/10/15 16:20		9/15/15 16:19		9/17/15 10:00	ET	9/22/15 22:04	ET	1	297	<64.4
00770653	GS-3	9/10/15 17:08		9/15/15 16:05		9/17/15 10:00	ET	9/22/15 20:03	ET	1	200	<64.5
00770654	GS-4	9/10/15 17:30		9/15/15 15:45		9/17/15 10:00	ET	9/22/15 18:33	ET	1	1860 E	<64.6
00770655	GS-5	9/10/15 18:00		9/15/15 15:42		9/17/15 10:00	ET	9/22/15 19:03	ET	1	581 E	<64.7
00770656	GS-6	9/10/15 18:12		9/15/15 15:34		9/17/15 10:00	ET	9/22/15 13:01	ET	1	425 E	<64.8
00770657	GS-7	9/10/15 18:30		9/15/15 15:30		9/17/15 10:00	ET	9/22/15 15:02	ET	1	1160 E	<64.8
00770658	GS-8	9/10/15 18:50		9/15/15 15:28		9/17/15 10:00	ET	9/22/15 13:31	ET	1	2900 E	<64.9
00770659	GS-9	9/10/15 19:20		9/15/15 15:39		9/17/15 10:00	ET	9/22/15 15:32	ET	1	160	<65.0
00770661	GS-11	9/10/15 20:18		9/15/15 15:56		9/17/15 10:00	ET	9/22/15 14:32	ET	1	92.0	<65.1
00770662	GS-12	9/10/15 20:40		9/15/15 15:54		9/17/15 10:00	ET	9/22/15 14:02	ET	1	277	<65.1
00770663	GS-13	9/10/15 20:50		9/15/15 16:00		9/17/15 10:00	ET	9/22/15 17:33	ET	1	180	<65.2
00770664	GS-14	9/10/15 21:05		9/15/15 15:17		9/17/15 10:00	ET	9/22/15 11:31	ET	1	342	<65.3
00770664D	GS-14	9/10/15 21:05		9/15/15 15:17		9/17/15 10:00	ET	9/22/15 21:04	ET	1	210	<65.3
00770665	GS-15	9/10/15 21:25		9/15/15 15:49		9/17/15 10:00	ET	9/22/15 11:01	ET	1	1150 E	<65.3
00770666	Trip Blank					9/17/15 10:00	ET	9/22/15 19:33	ET	1	<9.93	<64.9
00770667	Trip Blank					9/17/15 10:00	ET	9/22/15 12:31	ET	1	<9.93	<64.9
BLK_ENV-270653	Method Blank							9/22/15 10:31	ET	1	<9.93	<64.9

AMPLIFIED GEOCHEMICAL IMAGING, LLC
210 EXECUTIVE DRIVE, SUITE 1, NEWARK, DE 19702
FARALLON CONSULTING LLC, ISSAQUAH, WA
STANDARD TARGET VOCs/SVOCs
ESTIMATED SOIL GAS CONCENTRATIONS
457-007 TASK 11B
ORDER # 01497

DATAFILE NAME	FIELD ID	t12DCE, ug/m^3	11DCA, ug/m^3	c12DCE, ug/m^3	CHCl3, ug/m^3	111TCA, ug/m^3	12DCA, ug/m^3
RL =		136	46.6	44.2	23.9	14.2	11.5
00770645	GS-1	<135	<46.3	<43.9	<23.7	<14.0	<11.3
00770652	GS-2	<135	<46.3	<43.9	<23.7	<14.0	<11.3
00770652D	GS-2	<135	<46.3	<43.9	<23.7	<14.0	<11.3
00770653	GS-3	<136	<46.4	<44.0	<23.7	<14.0	<11.4
00770654	GS-4	<136	<46.5	<44.1	39.8	<14.1	<11.4
00770655	GS-5	623	<46.6	971	107	<14.1	<11.4
00770656	GS-6	<136	<46.6	267	27.8	<14.1	<11.5
00770657	GS-7	<136	<46.6	<44.2	48.8	<14.2	<11.5
00770658	GS-8	<136	<46.7	225	<23.9	<14.2	<11.5
00770659	GS-9	<136	<46.7	<44.2	<23.9	<14.2	<11.5
00770661	GS-11	<136	<46.8	<44.3	<24.0	<14.2	<11.5
00770662	GS-12	<136	<46.8	<44.4	<24.0	<14.3	<11.6
00770663	GS-13	<136	<46.8	<44.4	<24.0	57.9	<11.6
00770664	GS-14	<136	<46.9	<44.5	<24.1	42.3	<11.6
00770664D	GS-14	<136	<46.9	<44.5	<24.1	38.7	<11.6
00770665	GS-15	<136	<46.9	<44.4	<24.0	<14.3	<11.6
00770666	Trip Blank	<136	<46.6	<44.2	<23.9	<14.2	<11.5
00770667	Trip Blank	<136	<46.6	<44.2	<23.9	<14.2	<11.5
BLK_ENV-270653	Method Blank	<136	<46.6	<44.2	<23.9	<14.2	<11.5

AMPLIFIED GEOCHEMICAL IMAGING, LLC
210 EXECUTIVE DRIVE, SUITE 1, NEWARK, DE 19702
FARALLON CONSULTING LLC, ISSAQUAH, WA
STANDARD TARGET VOCs/SVOCs
ESTIMATED SOIL GAS CONCENTRATIONS
457-007 TASK 11B
ORDER # 01497

DATAFILE	FIELD						estimated	
NAME	ID	BENZ, ug/m^3	CCl4, ug/m^3	TCE, ug/m^3	112TCA, ug/m^3	TOL, ug/m^3	OCT, ug/m^3	PCE, ug/m^3
RL =		11.3	12.7	4.81	0.82	1.20	1.24	0.92
00770645	GS-1	<11.2	<12.5	379	<0.80	<1.18	2.62	782
00770652	GS-2	27.3	<12.5	477	<0.81	9.34	7.60	409
00770652D	GS-2	26.6	<12.5	470	<0.81	9.54	7.75	409
00770653	GS-3	<11.2	<12.6	1350	<0.81	14.1	2.36	596
00770654	GS-4	13.9	<12.6	1300	<0.81	896 E	192	340
00770655	GS-5	11.8	<12.7	7050 E	<0.82	153	65.2	3400 E
00770656	GS-6	12.7	<12.7	5620 E	<0.82	32.7	28.6	3180 E
00770657	GS-7	<11.3	<12.7	2880 E	<0.82	318	72.4	395
00770658	GS-8	<11.4	<12.7	1240	<0.82	1170 E	298	241
00770659	GS-9	<11.4	<12.7	3690 E	1.69	8.41	2.86	2990 E
00770661	GS-11	<11.4	<12.8	105	<0.83	3.96	<1.25	24.4
00770662	GS-12	<11.4	<12.8	415	<0.83	402	3.78	54.7
00770663	GS-13	<11.4	<12.8	5060 E	<0.83	3.33	1.31	145
00770664	GS-14	<11.5	<12.9	4350 E	<0.84	28.1	3.18	14.6
00770664D	GS-14	<11.5	<12.9	3910 E	<0.84	24.6	2.84	13.1
00770665	GS-15	35.7	<12.8	497	<0.84	13.3	4.42	1.53
00770666	Trip Blank	<11.3	<12.7	<4.81	<0.82	<1.20	<1.24	<0.92
00770667	Trip Blank	<11.3	<12.7	<4.81	<0.82	<1.20	<1.24	<0.92
BLK_ENV-270653	Method Blank	<11.3	<12.7	<4.81	<0.82	<1.20	<1.24	<0.92

AMPLIFIED GEOCHEMICAL IMAGING, LLC
210 EXECUTIVE DRIVE, SUITE 1, NEWARK, DE 19702
FARALLON CONSULTING LLC, ISSAQUAH, WA
STANDARD TARGET VOCs/SVOCs
ESTIMATED SOIL GAS CONCENTRATIONS
457-007 TASK 11B
ORDER # 01497

DATAFILE	FIELD		estimated				
NAME	ID	ClBENZ, ug/m^3	1112TetCA, ug/m^3	ETBENZ, ug/m^3	mpXYL, ug/m^3	oXYL, ug/m^3	1122TetCA, ug/m^3
RL =		0.59	0.44	0.57	0.52	0.72	0.44
00770645	GS-1	<0.58	<0.43	<0.55	2.20	1.99	<0.43
00770652	GS-2	<0.58	<0.43	1.24	3.52	3.39	<0.43
00770652D	GS-2	<0.58	<0.43	1.08	3.11	2.68	<0.43
00770653	GS-3	<0.58	<0.44	1.20	6.53	4.06	<0.44
00770654	GS-4	<0.59	<0.44	129	533 E	260	<0.44
00770655	GS-5	<0.59	<0.44	19.8	86.5	42.8	<0.44
00770656	GS-6	<0.59	<0.44	5.96	30.3	21.2	<0.44
00770657	GS-7	<0.59	<0.44	23.4	203	106	<0.44
00770658	GS-8	<0.59	<0.44	204	803 E	421	<0.44
00770659	GS-9	<0.59	2.82	1.30	7.79	4.10	<0.44
00770661	GS-11	<0.60	<0.45	<0.57	2.18	1.30	<0.45
00770662	GS-12	<0.60	<0.45	7.73	30.7	14.4	<0.45
00770663	GS-13	<0.60	<0.45	0.57	2.52	1.64	<0.45
00770664	GS-14	<0.60	<0.45	4.64	29.9	13.3	<0.45
00770664D	GS-14	<0.60	<0.45	4.09	26.4	11.7	<0.45
00770665	GS-15	<0.60	<0.45	2.19	8.13	5.26	<0.45
00770666	Trip Blank	<0.59	<0.44	<0.57	<0.52	<0.72	<0.44
00770667	Trip Blank	<0.59	<0.44	<0.57	<0.52	<0.72	<0.44
BLK_ENV-270653	Method Blank	<0.59	<0.44	<0.57	<0.52	<0.72	<0.44

AMPLIFIED GEOCHEMICAL IMAGING, LLC
210 EXECUTIVE DRIVE, SUITE 1, NEWARK, DE 19702
FARALLON CONSULTING LLC, ISSAQUAH, WA
STANDARD TARGET VOCs/SVOCs
ESTIMATED SOIL GAS CONCENTRATIONS
457-007 TASK 11B
ORDER # 01497

DATAFILE	FIELD						estimated
NAME	ID	135TMB, ug/m^3	124TMB, ug/m^3	13DCB, ug/m^3	14DCB, ug/m^3	12DCB, ug/m^3	UNDEC, ug/m^3
RL =		0.77	0.58	0.47	0.47	0.45	1.08
00770645	GS-1	15.3	17.4	<0.46	<0.46	<0.44	6.86
00770652	GS-2	1.75	2.56	<0.46	<0.46	<0.44	1.22
00770652D	GS-2	0.83	1.08	<0.46	<0.46	<0.44	<1.06
00770653	GS-3	2.03	0.79	<0.46	<0.47	<0.44	2.04
00770654	GS-4	9.11	12.4	<0.46	<0.47	<0.44	91.6
00770655	GS-5	2.32	3.41	<0.47	<0.47	<0.45	22.3
00770656	GS-6	2.92	3.18	<0.47	<0.47	<0.45	18.7
00770657	GS-7	6.34	8.11	<0.47	<0.47	<0.45	36.2
00770658	GS-8	30.6	50.9	<0.47	<0.48	<0.45	165
00770659	GS-9	<0.78	<0.59	<0.47	<0.48	<0.45	2.55
00770661	GS-11	<0.78	<0.59	<0.47	<0.48	<0.45	1.49
00770662	GS-12	2.12	4.72	<0.48	<0.48	<0.45	7.04
00770663	GS-13	0.78	0.90	<0.48	<0.48	<0.46	1.83
00770664	GS-14	1.44	1.71	<0.48	<0.48	<0.46	7.30
00770664D	GS-14	1.15	1.16	<0.48	<0.48	<0.46	4.75
00770665	GS-15	3.19	6.00	<0.48	<0.48	<0.46	15.1
00770666	Trip Blank	<0.77	<0.58	<0.47	<0.47	<0.45	<1.08
00770667	Trip Blank	<0.77	<0.58	<0.47	<0.47	<0.45	<1.08
BLK_ENV-270653	Method Blank	<0.77	<0.58	<0.47	<0.47	<0.45	<1.08

AMPLIFIED GEOCHEMICAL IMAGING, LLC
210 EXECUTIVE DRIVE, SUITE 1, NEWARK, DE 19702
FARALLON CONSULTING LLC, ISSAQUAH, WA
STANDARD TARGET VOCs/SVOCs
ESTIMATED SOIL GAS CONCENTRATIONS
457-007 TASK 11B
ORDER # 01497

DATAFILE	FIELD	estimated	estimated	estimated	estimated	estimated
NAME	ID	NAPH, ug/m^3	TRIDEC, ug/m^3	2MeNAPH, ug/m^3	Acenaphthylene, ug/m^3	PENTADEC, ug/m^3
RL =		1.08	1.08	1.08	1.08	1.08
00770645	GS-1	<1.06	9.99	6.78	<1.06	3.86
00770652	GS-2	<1.06	5.11	3.53	<1.06	10.2
00770652D	GS-2	<1.06	2.58	2.22	<1.06	5.61
00770653	GS-3	<1.07	1.41	<1.07	<1.07	<1.07
00770654	GS-4	<1.07	6.17	<1.07	<1.07	2.47
00770655	GS-5	<1.08	3.02	<1.08	<1.08	1.26
00770656	GS-6	<1.08	1.80	<1.08	<1.08	<1.08
00770657	GS-7	1.23	4.56	<1.08	<1.08	2.25
00770658	GS-8	1.73	7.08	<1.09	<1.09	2.78
00770659	GS-9	<1.09	<1.09	<1.09	<1.09	<1.09
00770661	GS-11	<1.09	<1.09	<1.09	<1.09	<1.09
00770662	GS-12	3.00	2.94	<1.10	<1.10	1.31
00770663	GS-13	<1.10	1.56	<1.10	<1.10	<1.10
00770664	GS-14	<1.11	3.49	<1.11	<1.11	3.59
00770664D	GS-14	<1.11	1.82	<1.11	<1.11	2.09
00770665	GS-15	2.24	21.9	3.81	<1.11	10.1
00770666	Trip Blank	<1.08	<1.08	<1.08	<1.08	<1.08
00770667	Trip Blank	<1.08	<1.08	<1.08	<1.08	<1.08
BLK_ENV-270653	Method Blank	<1.08	<1.08	<1.08	<1.08	<1.08

AMPLIFIED GEOCHEMICAL IMAGING, LLC
210 EXECUTIVE DRIVE, SUITE 1, NEWARK, DE 19702
FARALLON CONSULTING LLC, ISSAQUAH, WA
STANDARD TARGET VOCs/SVOCs
ESTIMATED SOIL GAS CONCENTRATIONS
457-007 TASK 11B
ORDER # 01497

DATAFILE NAME	FIELD ID	estimated Acenaphthene, ug/m^3	estimated Fluorene, ug/m^3
RL =		1.08	1.08
00770645	GS-1	<1.06	<1.06
00770652	GS-2	<1.06	<1.06
00770652D	GS-2	<1.06	<1.06
00770653	GS-3	<1.07	<1.07
00770654	GS-4	<1.07	<1.07
00770655	GS-5	<1.08	<1.08
00770656	GS-6	<1.08	<1.08
00770657	GS-7	<1.08	<1.08
00770658	GS-8	<1.09	<1.09
00770659	GS-9	<1.09	<1.09
00770661	GS-11	<1.09	<1.09
00770662	GS-12	<1.10	<1.10
00770663	GS-13	<1.10	<1.10
00770664	GS-14	<1.11	<1.11
00770664D	GS-14	<1.11	<1.11
00770665	GS-15	<1.11	<1.11
00770666	Trip Blank	<1.08	<1.08
00770667	Trip Blank	<1.08	<1.08
BLK_ENV-270653	Method Blank	<1.08	<1.08

KEY TO DATA TABLE

UNITS

µg	micrograms, relative mass value
µg/m^3	micrograms per cubic meter; estimated soil gas concentration
µg/L	micrograms per Liter; calculated water concentration

DATA QUALIFIERS

>	greater than; value exceeds calibration range, estimated value
<	less than; compound value is below the LOD and RL
J	mass value below LOQ or RL, but above LOD, estimated mass value
E	mass value exceeds upper calibration level, estimated mass value
Q	one or more quality control parameters failed for the compound

ABBREVIATIONS

AVG RL	average reporting limit; calculated based on individual field sample RLs
LOD	limit of detection
LOQ	limit of quantification
MDL	method detection limit
RL	reporting limit

1112TetCA	1,1,1,2-tetrachloroethane
111TCA	1,1,1-trichloroethane
1122TetCA	1,1,2,2-tetrachloroethane
112TCA	1,1,2-trichloroethane
11DCA	1,1-dichloroethane
11DCE	1,1-dichloroethene
124TMB	1,2,4-trimethylbenzene
12DCA	1,2-dichloroethane
12DCB	1,2-dichlorobenzene
135TMB	1,3,5-trimethylbenzene
13DCB	1,3-dichlorobenzene
14DCB	1,4-dichlorobenzene
2MeNAPH	2-methyl naphthalene
BENZ	benzene
BTEX	combined masses of benzene, toluene, ethylbenzene, and total xylenes (Gasoline Range Aromatics)
C11,C13&C15	combined masses of undecane, tridecane, and pentadecane (C11+C13+C15) (Diesel Range Alkanes)
c12DCE	cis-1,2-dichloroethene
CCl4	carbon tetrachloride
CHC13	chloroform
ClBENZ	chlorobenzene
ct12DCE	cis- & trans-1,2-dichloroethene
EtBENZ	ethylbenzene
mpXYL	m-, p-xylene
MTBE	methyl t-butyl ether
NAPH	naphthalene
OCT	octane
oXYL	o-xylene
PCE	tetrachloroethene
PENTADEC	pentadecane
PHEN	phenanthrene
t12DCE	trans-1,2-dichloroethene
TCE	trichloroethene
TMBs	combined masses of 1,3,5-trimethylbenzene and 1,2,4-trimethylbenzene
TOL	toluene
TPH	total petroleum hydrocarbons
TRIDEC	tridecane
UNDEC	undecane
VC	vinyl chloride

SUMMARY OF SAMPLING RATE CALIBRATION FOR AGI SPG-0008 SAMPLER IN A GAS PHASE

PURPOSE:

The purpose of this document is to:

1. Summarize the test protocol,
2. Summarize the methodology for analysis of data,
3. Present general results for generating concentration calibration

of the AGI Sampler, SPG-0008, in a gas phase (air or soil gas) following AGI's "Standard practice for determining the sampling rate of passive diffusion samplers in various environmental media," SPG-SOP-0493. The work will be summarized in two parts: Part 1: air, Part 2: soil gas.

Principle of Operation of the AGI Sampler

The AGI Sampler is designed with solid adsorbents enclosed inside a tubular microporous PTFE membrane. When placed in soil or saturated soil, the pores and hydrophobic nature of the PTFE keep liquid water from entering the membrane. The membrane will not keep water vapor from entering but the adsorbents are very hydrophobic and testing of the SPG-0008 sampler has validated it to be unaffected by this moisture vapor. Compounds in air with vapor pressures above about 1 millionth of a mm of Hg will diffuse through the microporous membrane and be immediately captured on the solid adsorbent housed inside. The membrane porosity and dimensions are well controlled as is the mass of the adsorbent contained inside the sampler. The average pore diameter of the membrane is 1000 times larger that of the compounds of interest, meaning the membrane offers a minimal resistance. On the other hand, the membrane pore size is small enough that colloidal particles and microbes can not pass through the membrane. This keeps the adsorbent from getting contaminated and eliminates any need to add preservative or chill during storage or transportation.

When a sampler is exposed to compounds in air, mass from the volatile compound are collected on the solid adsorbent inside the microporous PTFE membrane. To the right is a generalized example of mass uptake with time for this sampler.

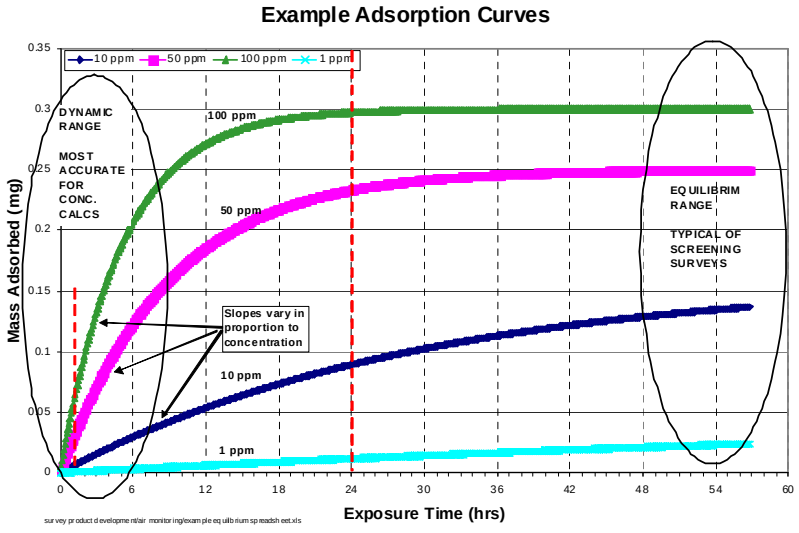

Notice the initial slope and ultimate equilibrium mass both increase with increasing concentrations. For shorter time the increase is virtually

linear but as the mass increases toward the steady state, mass uptake slows and mass eventually reaches an asymptote. The initial range is referred to as the dynamic linear range while the later stage is referred to as the equilibrium range.

The sampling rate calibration for this passive sampler will apply to the linear and near-linear dynamic range, where accuracy and precision are best.

Temperature can affect both the diffusivity in air, which is part of the sampling rate but also the binding energy of the compound to the adsorbent. In general passive sampling devices are not highly affected by temperature although the effect will be more important for lower MW compounds. It is not uncommon to have an Arrhenius factor, -Ea/R of <1000, which means a 5°C temperature change will make less than a 5% change in sampling rate.

In soil, the matrix of particles and water creates a resistance to soil gas diffusion. Millington (Millington 1959) has modeled this resistance and developed a model to correct the diffusion for this added resistance based upon the porosity of the soil and the fraction of pores filled with water. This "Soil Effectiveness Factor" can lower the sampling rate in soil to 40% to 10% of that in free air. This will discussed further in Part 2.

PART 1: Calibration in Air

Part 1 summarizes the work in free air generating calibration data, evaluating the physical and chemical factors affecting the sampling rate, and measurement of the actual sampling rates or regression calibration equations needed to determine concentrations.

Sample Generation in Air

In this calibration work, gaseous mixtures of analytes at known concentrations were generated inside a 3 liter glass vessel by mixing flow from gaseous standard cylinders with nitrogen using electronic flow controllers. A diagram of the set up is shown below. Total flow through the vessel ranged from 2 to 50 liters/min with an aim, where possible, of using a flow 20 or more times the combined sampling rate of AGI® Sampler being tested.

This gas mixture was temperature controlled by running it through a coil in a temperature controlled chiller. Similarly, the glass vessel was also temperature controlled by circulating the chiller fluid through the vessel jacket. A mercury thermometer in the vessel was used to determine the experiment temperature. The humidity level of the mixed gas was modified by passing the nitrogen portion of the gas mixture through a bubbler. Different humidity levels could be achieved by using water or saturated salt solutions in the bubbler that generate different relative humidities.

Passive Diffusion Sampling Rate Measurement Apparatus

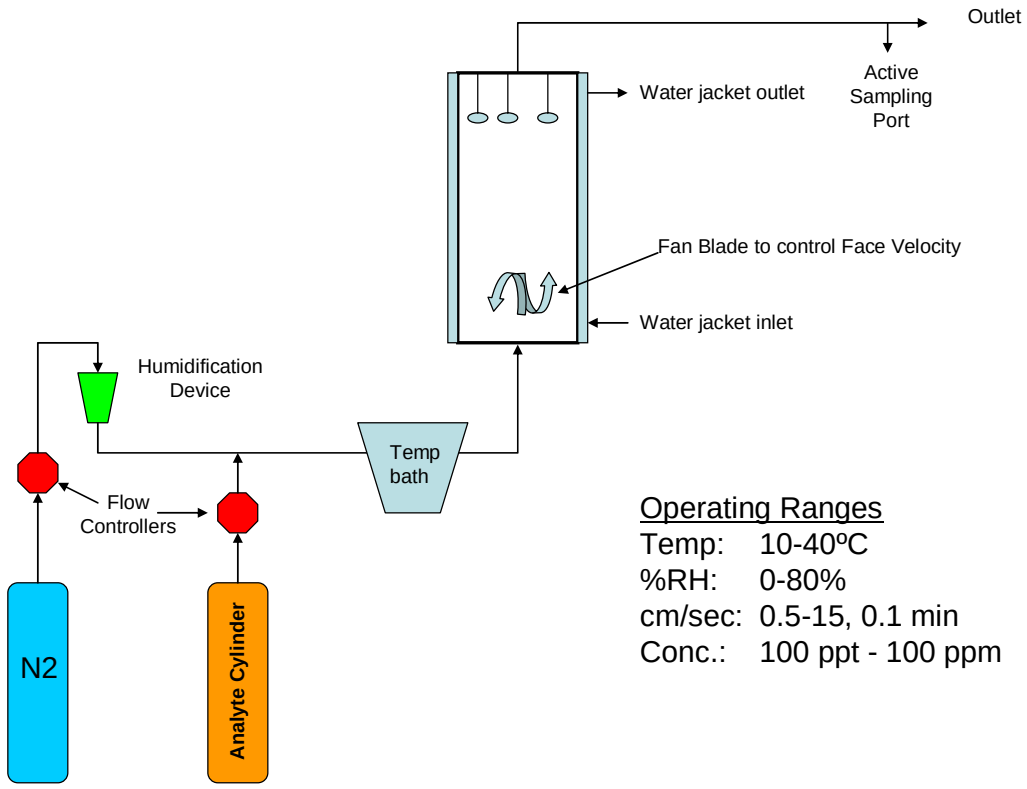

Internal wind velocity was controlled using a propeller blade attached to a shaft and motor. RPM was measured to calculate air velocity based on propeller pitch and rpm.

Before each experiment, the system was run for minutes to hours to allow temperature, humidity, and compound density on the vessel walls to stabilize. When changing concentrations, a stabilization time, typically, 2-10 hours, was provided to allow the vessel walls to reach a new equilibrium with the analyte concentrations and wall temperature.

AGI sampler were hung inside the vessel at time zero. They were removed at various intervals to generate samples along with duplicates that showed mass increasing with exposure time. The sampler exposure time was selected to span minutes to hours and was generally reduced for high concentration tests to maintain uptake with time, in roughly the linear dynamic range. Sampler were removed and placed back into their original jars for analysis. They were analyzed by AGI's 8260C method (SPG-WI-0318 or SPG-WI-10028) in duplicate, which is based on EPA SW846 Method 8260C.

Vessel concentration was also measured during the tests using a TO-17 type of method. A MSA pump pulled about 1.5 L/hr of atmosphere from the chamber through two thermal desorption tubes in series, the first packed with Tenax-TA, and the second packed with a strong adsorbent carbon molecular sieve. Flow rate through the series of tubes was measured at the start and end of the pumping. Analysis of the thermal desorption tubes were performed by appropriate

analytical methods. Each Tenax-TA tube was analyzed by AGI's 8260C method (SPG-WI-0319 or SPG-WI-10028) and each carbonaceous tube by AGI's screening method (SPG-WI-0292). Typically only a small portion of the lower molecular weight compounds, such as DCA & DCE passed through the Tenax-TA tube to be captured on the carbon tube. Concentration was determined by

(sum of mass on both tubes)/(avg flow rate x hours) = ug/L

Up to five sampler can be placed simultaneously in the chamber. Testing confirmed good sample uniformity among the locations as shown by coefficients of variation generally below 3% in the chart below.

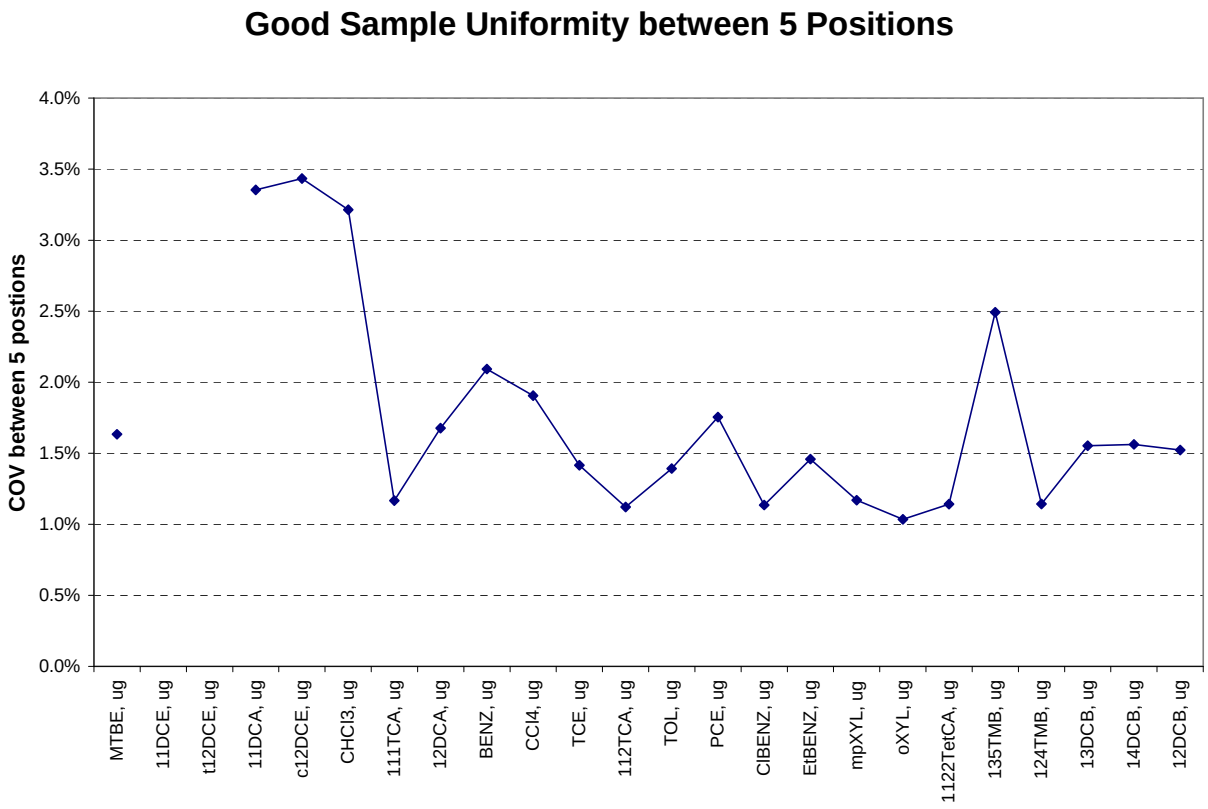

Most of the runs were performed using a TO-15 mix of compounds in a cylinder made up at nominally 1 ppm. Using nitrogen dilution, sampling rate measurements were done at concentrations from about 1 ppb to 50 ppb. Higher concentration cylinders can be used to generate concentrations in the ppm range if desired.

Sampling rate calibrations were run using multiple concentrations, typically 5-50 ppb and temperatures, typically 5°C to 35°C. Samples were run in duplicate. A total of 94 data points were generated using 23 compounds from AGI's standard compounds list. In addition, another 23 compounds were tested from those in the TO-15 mix. This is a living calibration and as additional data are generated, they may be qualified and added to this data set to improve the precision of the sampling rate calibration and broaden the compound list.

Key Variable Effects

Based on theory, at short to moderate exposure times mass will increase roughly linearly proportional to exposure time, as well as, proportional to concentration. For passive samplers in air, temperature generally does not have a major effect on sampling rate. Even so, this work examined the impact of temperature because it could have a small effect on diffusivity in air and potentially adsorption strength for low MW compounds.

Except in indoor environments, air velocity is expected to be low and of inconsequential importance. The passive adsorbent is protected by wind stopping AGI membrane. Even so, we looked at velocity effects. Based on the hydrophobic nature of the adsorbents in SPG-0008 sampler, humidity is not expected to impact sampling rate.

Sampling rate has been found to be generally independent of concentration and time at mass values significantly below saturation. In the following sections we have characterized the sampling rate for each compound as affected by temperature and also developed calibrations using regression which account for the minor impact of time, and mass.

Concentration using Simple Sampling Rate Determination

A simple way to determine concentration is to measure mass on the AGI sampler, divide by exposure time, and divide by sampling rate, SR.

Conc [ug/L] = mass/time/SR (1)

The sampling rate can be determined via measurements of mass versus time at a known concentration and temperature according to the following modification of equation (1).

SR = mass/time/concentration (2)

Sampling rates in L/hr were determined by measuring the trend or regression mass uptake versus time and dividing by the concentration. Such a sampling rate can be measured at any concentration and temperature.

The chart to the right shows a plot of mass versus time at 12DCB in nitrogen at nominally 20 ppb or 76.7 ug/cu m and

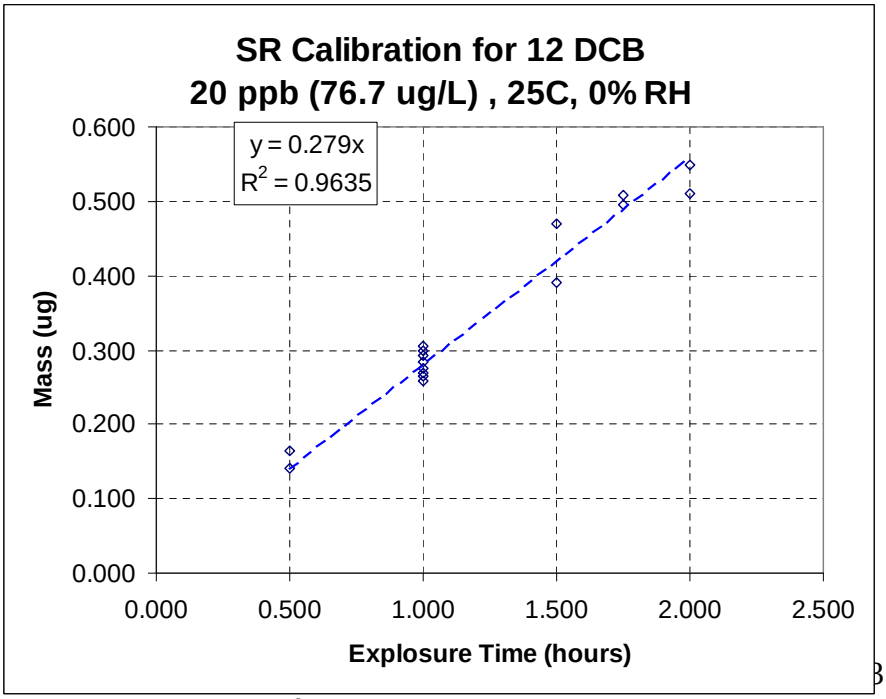

297K. This is actual data for one test run. The slope of 0.279 ug/hr divided by the concentration of 0.0767 ug/L yields a sampling rate, SR, of 3.64 L/hr.

The data could also be plotted as mass/Conc vs. time in which case the slope is the sampling rate directly as shown in the chart below. This allows the use of a larger data set incorporating multiple concentration tests.

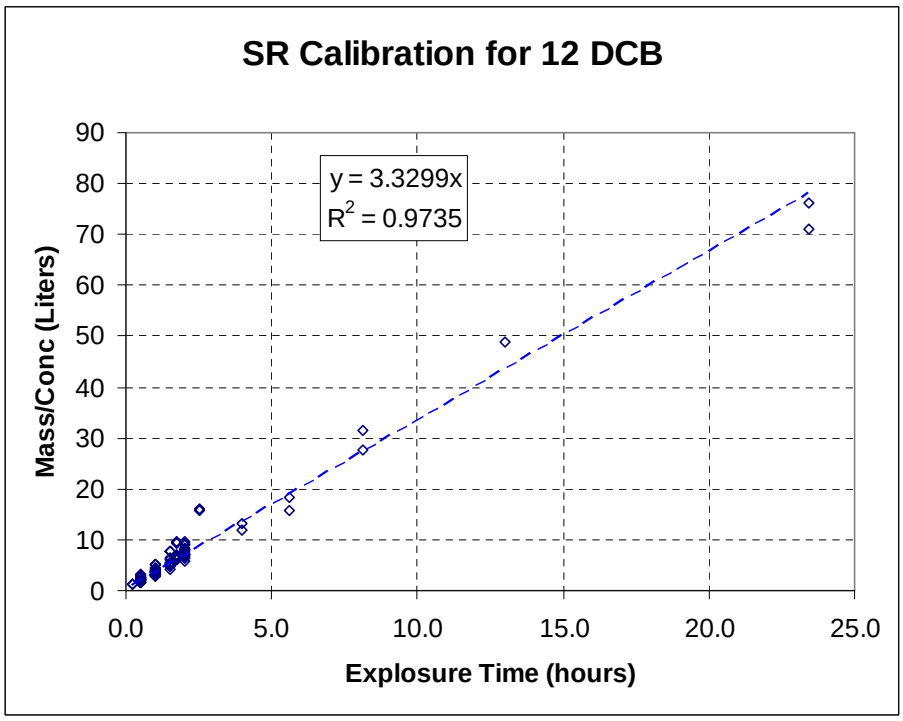

Rigorous Concentration using Regression

A preferred method for determining concentration that will yield improved accuracy over a wide range of concentrations, exposure times, and temperatures is to use all data in a regression analysis. This allows adjustments for the minor non-linear influences of mass and time as well as the effects of temperature. This is done by regressing equation (1) or a universal version of equation (1)

$$Conc = (mass)^{b} / (time)^{-d} / [SRo*exp(-Ea/R/T)] \quad (3)$$

The subtle non-linear effects of mass and time will be evident in the deviation of coefficients b and d from 1.0. This regression generates four constants b, d, SRo, and –Ea/R by regressing ln(conc) versus ln(mass), ln(time), 1/temp. These four constants can be used to determine concentration via the equation:

$$Conc = (mass)^{b} / (time)^{-d} / [SRo \times exp(-Ea/R(1/T))] \quad (4)$$

Where conc is in ug/L, mass is in ug, time in hours, T in degrees Kelvin.

Equation (4) can also be expressed at a reference temperature, Tr, such as 15°C by

$$Conc = (mass)^{b} / (time)^{-d} / [SRr \times \exp(-Ea/R(1/Tr-1/T))] \quad (5)$$

This allows sampling rates, SRr, at any reference temperature, Tr, and for any analyte to easily be compared. These values of SRr at 25°C 298.14°K can be found in Table A.

The chart to the right is a plot of the 12DCB predicted mass from the 4 constant regression compared to the measured mass. Agreement is excellent for the 95 data points.

Model A or the blue points are the 4 constant model, while Model B or the red squares are a 3 constant model ignoring temperature. Error for 12DCB is slightly lower for Model A and for lower MW compounds it is much better.

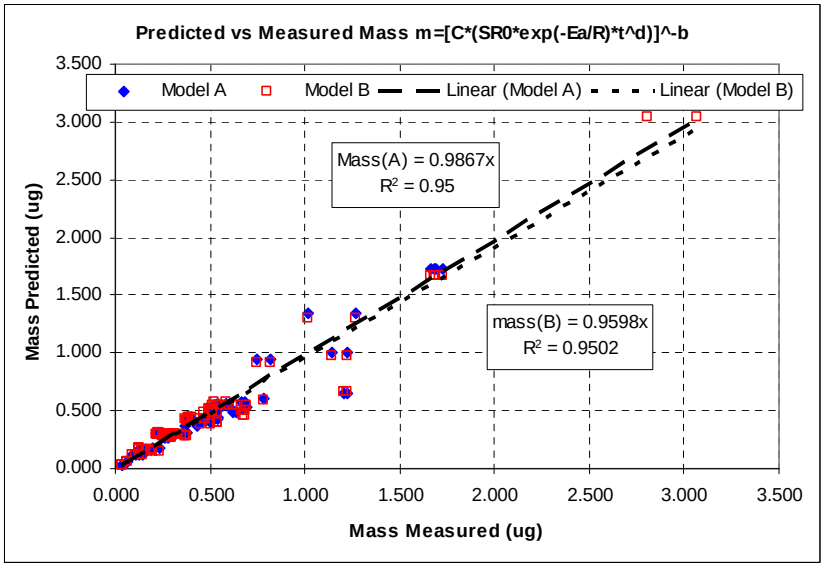

The 4 constant equation has been adopted for determining concentration in the gas phase.

Table B shows the tabulated summary of the 4 constants regression with Rsq values and error estimates for the 4 constants for each analyte. With the exception of MTBE and t12DCE the regression Rsq values are 0.9 or greater for each analyte. In general, temperature is more important for early eluting compounds where -Ea/R ranges from 2000 to 4000 while later eluting compounds (112TCA and above) are in the range of 500 to 1000 meaning they are less affected by temperature. Similarly, early eluting compounds have mass and time coefficients, b and d respectively, that deviate from 1.0.

Error Estimates

Table C shows the error in the mass values from the 8260C low sensitivity method (SPG-WI-318), which at a 95% confidence level is typically 10% - 15%. The error between the primary sample and the duplicate in the sampler is generally about 5% and shown in table D.

The standard error of the regression and standard errors of the constants can be found in table B. For each compound we have measured the error between the derived concentration and the actual concentration. This is tabulated in table D and shown below by compounds.

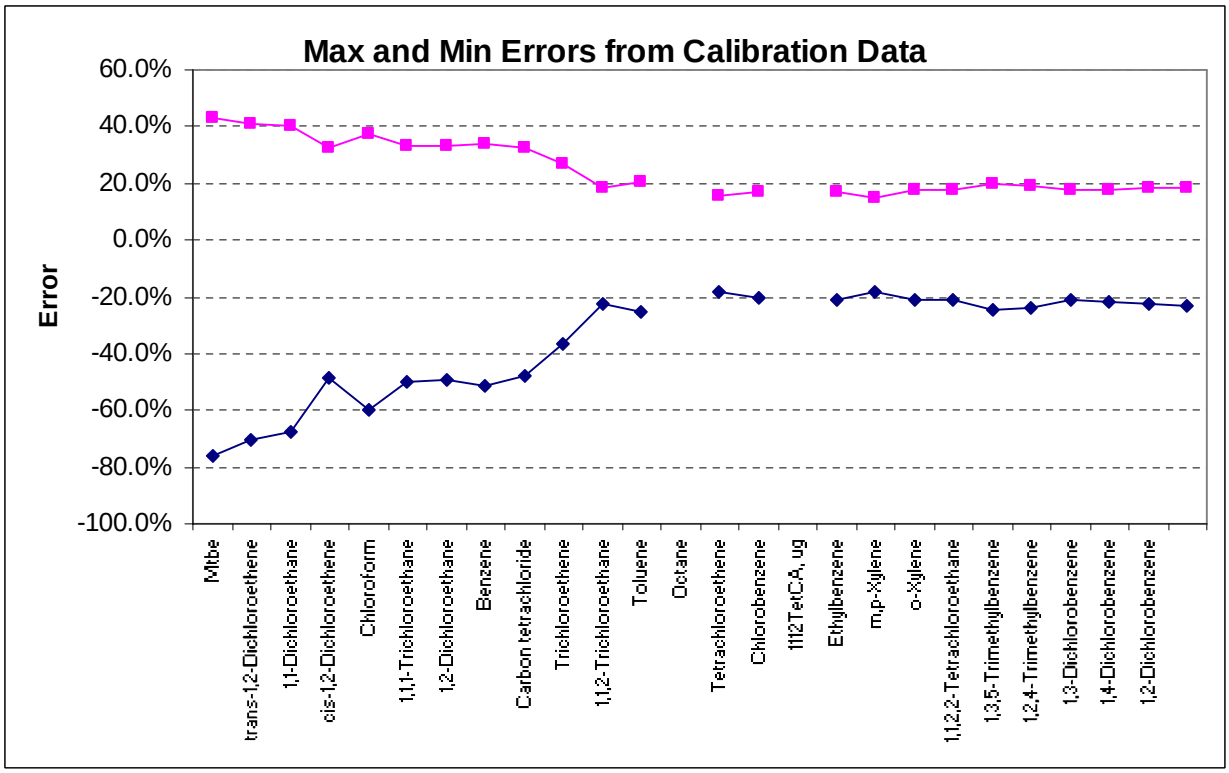

The maximum total error range is +/-20% for 112TCA and later eluting compounds. The maximum error range increases for compounds that elute earlier than 112TCA.

Effect of Concentration

The measurement of sampling rate, SR, is effectively independent of concentration. The chart below shows statistically consistent sampling rate over four decades of concentration change for toluene. This has also been observed for other tested compounds.

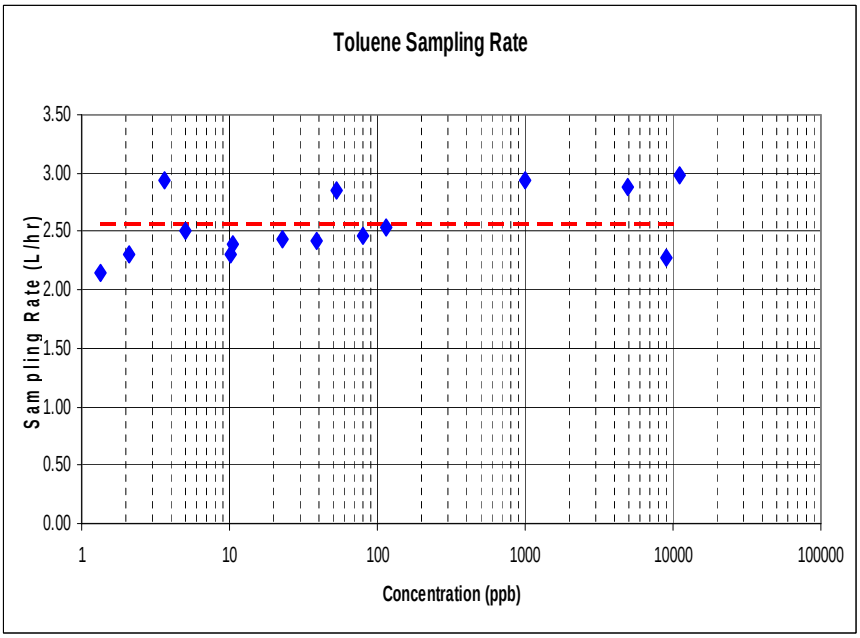

Sorbent Saturation

As mass increases on a solid sorbent and approaches saturation, reverse diffusion can occur causing the sampling rate to drop. Eventually the mass level will reach a maximum steady state value at any concentration. A rate of mass uptake with time that deviates significantly from linear, indicates that sorbent saturation could be an issue. When using equation (1), staying in the linear range to avoid the effects of adsorbent saturation is important. We recommend keeping the total mass on the sampler below 50 ug or flagging when this is exceeded.

The 4 constant regression accounts for some of the non linearity allowing good accuracy at higher mass levels. From the experimental data we have found this safe range can be extended potentially up to 100 ug.

Effect of Relative Humidity

The adsorbent system used in the SPG-0008 sampler is a proprietary multi-polymer system. It was tested compared to a carbon adsorbent in a RH chamber for weight gain and found to be effectively unaffected by moisture.

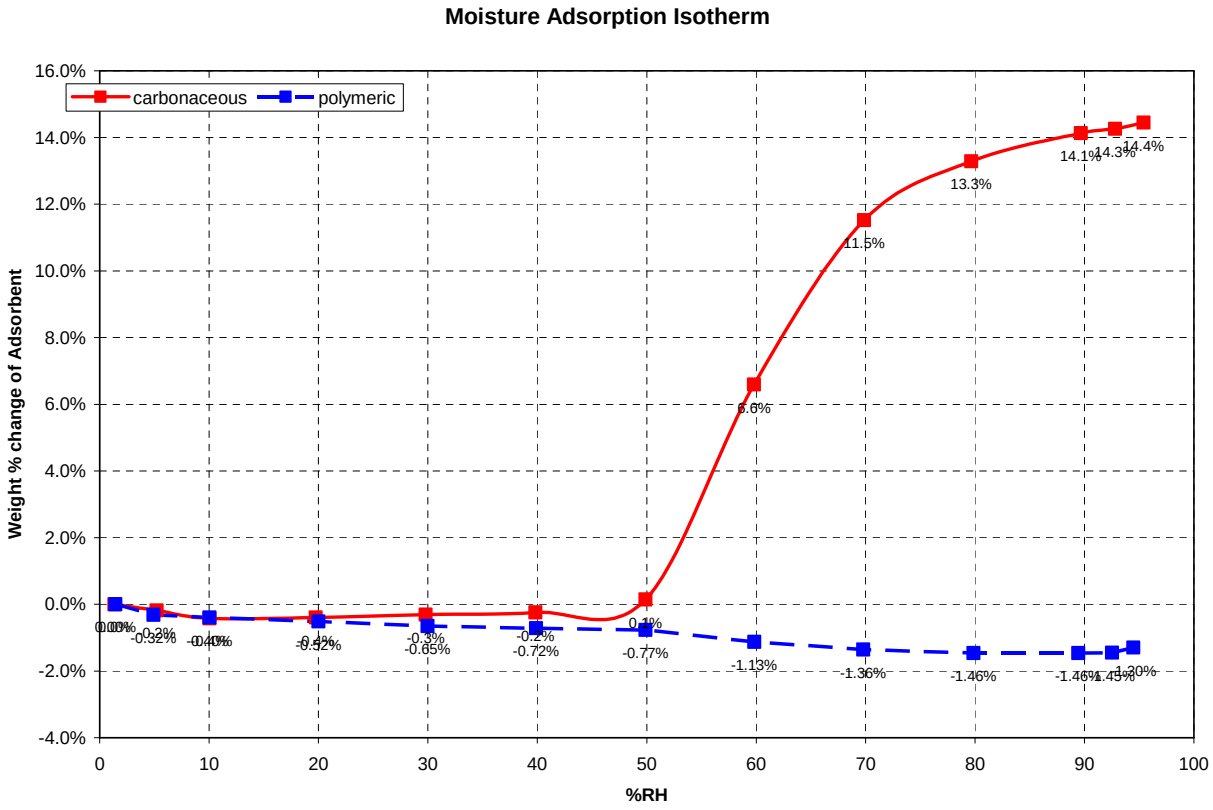

Additionally, mass adsorption was relatively constant at relative humidity ranging from 0% to 95%.

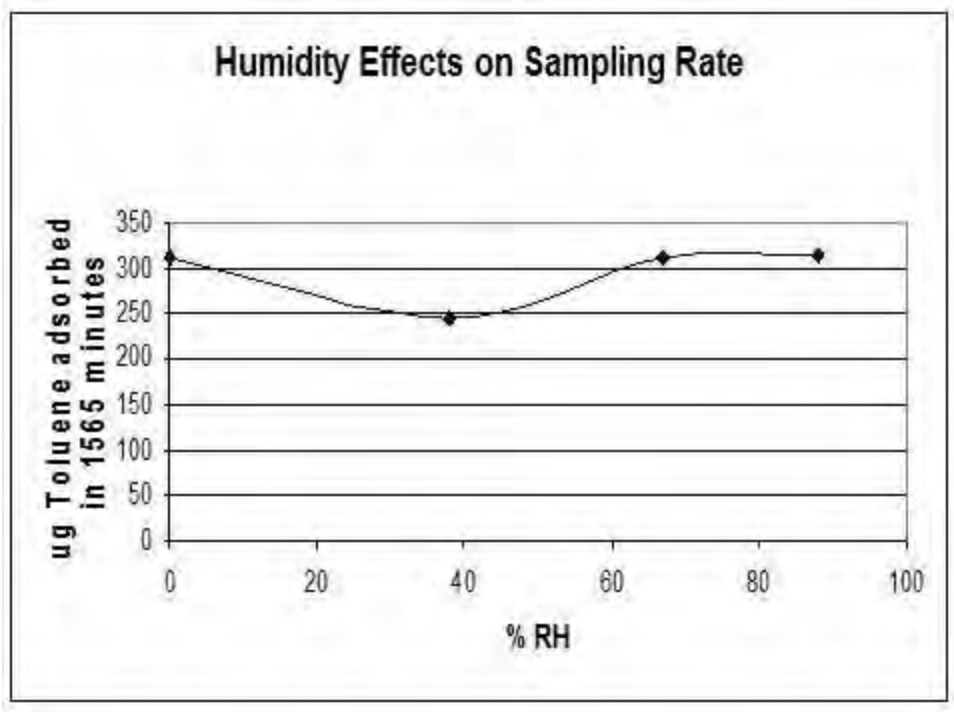

Impact of Air Velocity

To examine the potential impact of air velocity on sampling rate, five samplers were exposed for varying times up to 2 hours at 20 ppb of TO-15 mixture.

The chart to the right shows the calculated sampling rates from zero to 0.87 m/sec velocity. There is no structured impact of velocity on sampling rate.

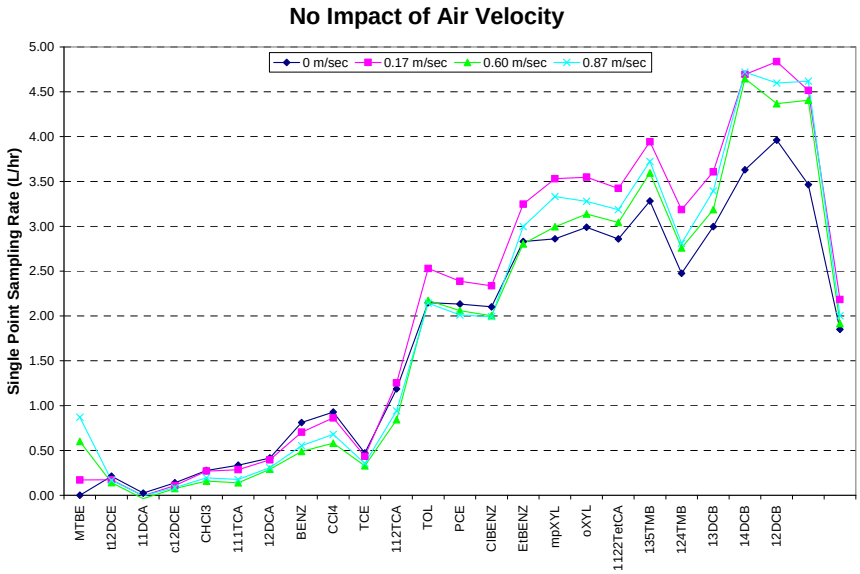

Impact of Open Sampler Jar

Typically returning the exposed sampler to its jar and tightening the lid will maintain the mass. A test was run to look at the unexpected consequence of leaving the sampler in fresh air for 7.5 hours after exposure to 20 ppm of TO-15 mixture for 1 hour. Three sampler were tested without ambient air exposure and two with exposure and their mass levels measured. The chart below shows most compounds masses after the 7.5 hour exposure to fresh air are within 10%. One compound, t12DCE, is more affected losing 20% in this time.

Ambient air exposure post sampling would typically be expected to be < 5 minutes, so based on this we do not expect this will cause significant errors in reported mass or concentration. Care should be taken not to pinch the sampler between the jar and lid, which could allow contamination into the sample or loss of lower molecular weight compounds.

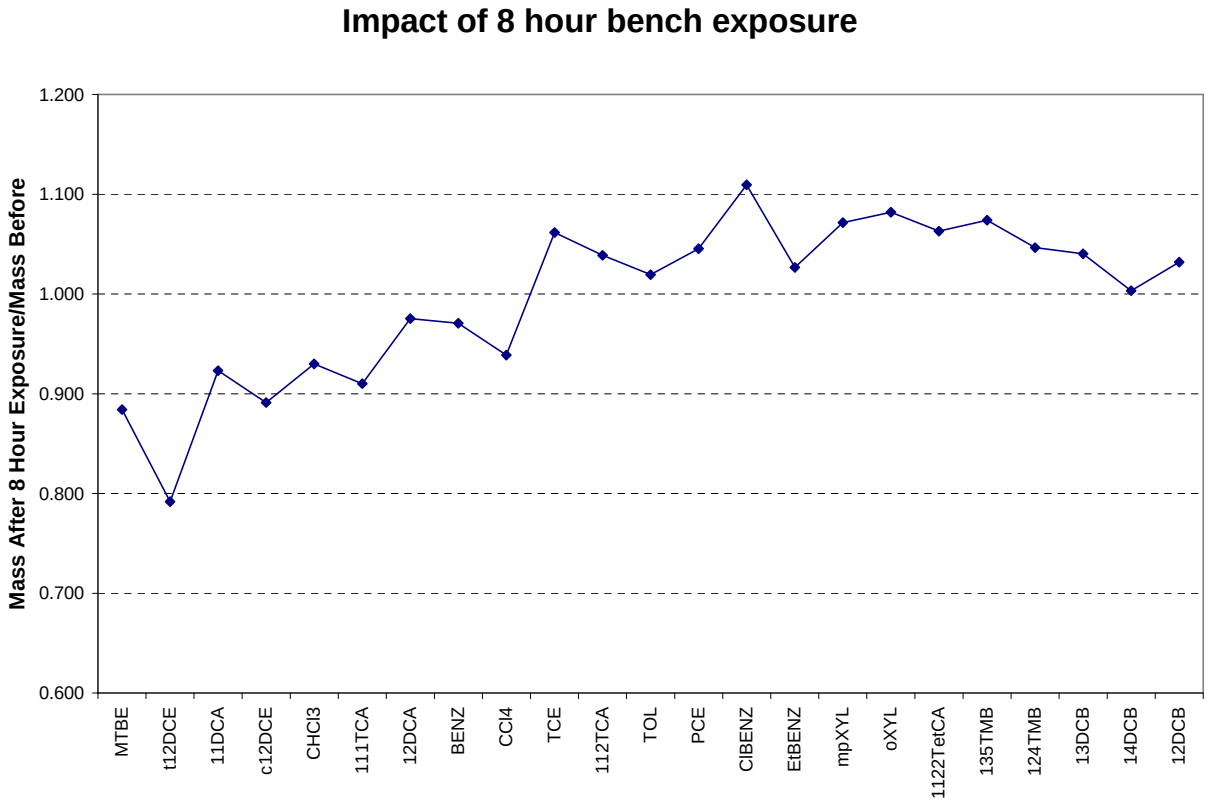

Part 2: Calibration in Soil

Part 2 describes the effect of soil on the sampling rate and concentration measurement.

In a porous media, such as soil, diffusion of the analyte in the soil gas to the sampler is restricted. More porous soils have less restriction. This restriction has been experimentally modeled by Millington (Millington, R, J., "Gas Diffusion in Porous Media", Science, (1959), Vol. 130, 100-102) and found to be represented by the equation below:

$$SR_{soil} = E(SR_{air}) \quad (6)$$

where E is the "Soil Effectiveness Factor" expressed a function of total soil porosity (θ) and water filled porosity (ε, volume of water/volume of pores) as:

$$E = \theta^{(4/3)}(1-\varepsilon)^{(10/3)} \quad (7)$$

The chart to the right shows how E varies with soil porosity and fraction of pores filled with water.

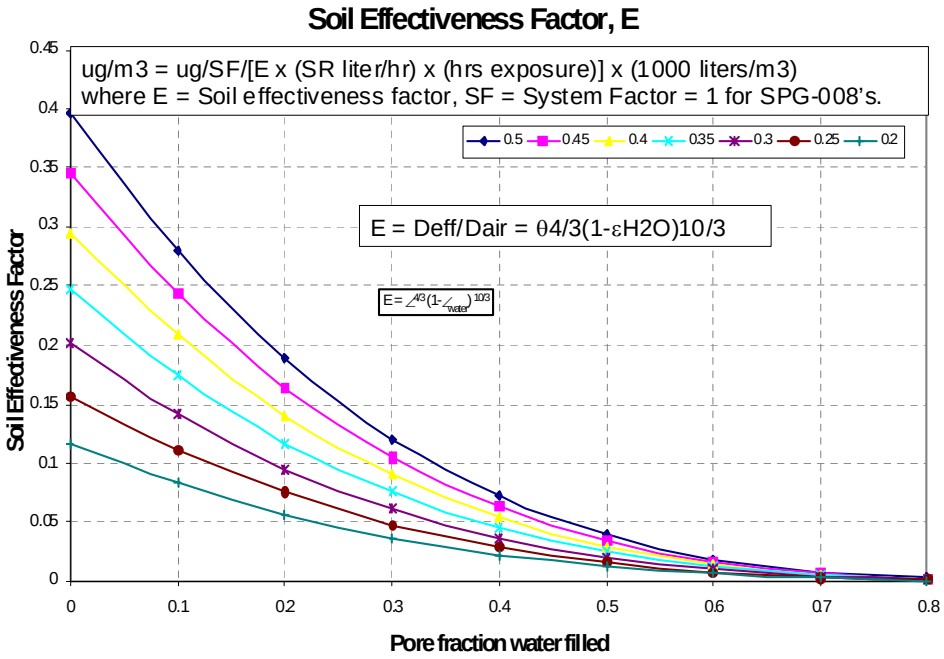

Summary

The AGI Sampler can be used to determine the concentration of volatile and semi-volatile compounds in a gas phase. This requires knowing the exposure time and temperature and if in soil also requires values or estimates for soil porosity and the fraction of pores filled with water. Regressions of large amounts of data were used to generate a four constant equation to generate concentration values in air. Potential error in the concentration values is excellent typically less than 20% when used in gas phase sampling within the following conditions:

Condition	**Acceptable Range**
Temperature	0°C to 35°C
Velocity	0 to 0.9 m/sec
Relative Humidity	0 – 95%
Mass Level	0.01 – 50 ug

TABLE A
AIR SAMPLING RATES STANDARD LIST

	SR @ 298.94
MTBE	1.10
t12DCE	1.08
11DCA	0.96
c12DCE	1.51
CHCl3	1.18
111TCA	0.75
12DCA	1.87
BENZ	1.91
CCl4	0.93
TCE	1.83
112TCA	2.40
TOL	2.54
OCT	
PCE	2.33
ClBENZ	3.05
1112TetCA	
EtBENZ	3.02
mpXYL	3.02
oXYL	3.10
1122TetCA	3.35
135TMB	3.19
124TMB	3.35
13DCB	3.97
14DCB	4.09
12DCB	3.93
Total mass	1.80

Values in L/hr, Total mass does not include Oct, 1112TetCA (23 compounds)

TABLE B

4 CONSTANT REGRESSION OUTPUT

	Adjusted Rsq	Standard Error	ln(SR0)	b	-Ea/R	d	Std Error ln(SR0)	Std Error b	Std Error -Ea/R	Std Error d
MTBE	0.77	0.2684	6.1531	0.7137	-1862	-0.2973	1.1215	0.0421	309	0.0346
t12DCE	0.80	0.2498	14.2118	0.6315	-4261	-0.1411	1.2463	0.0358	343	0.0323
11DCA	0.91	0.2016	13.7734	0.8038	-4094	-0.2544	0.8973	0.0294	251	0.0258
c12DCE	0.89	0.2092	9.4567	0.7241	-2941	-0.2710	0.8774	0.0286	248	0.0267
CHCl3	0.91	0.2048	12.2405	0.8364	-3699	-0.3365	0.8737	0.0294	246	0.0261
111TCA	0.94	0.1701	8.3160	0.9176	-2393	-0.5136	0.6652	0.0257	189	0.0222
12DCA	0.92	0.1921	9.0559	0.8093	-2886	-0.4404	0.7728	0.0275	220	0.0248
BENZ	0.89	0.2178	7.6871	0.7990	-2485	-0.4583	0.8687	0.0326	247	0.0286
CCl4	0.91	0.2219	7.0239	0.8972	-2071	-0.5182	0.8597	0.0324	246	0.0289
TCE	0.94	0.1680	7.0333	0.8809	-2276	-0.5871	0.6541	0.0244	188	0.0224
112TCA	0.97	0.1401	3.0297	0.9933	-1165	-0.8405	0.5251	0.0205	153	0.0202
TOL	0.96	0.1468	2.9135	0.9448	-1147	-0.7896	0.5506	0.0220	160	0.0213
OCT										
PCE	0.97	0.1229	2.2557	0.9912	-925	-0.8337	0.4611	0.0183	134	0.0178
ClBENZ	0.97	0.1410	1.2078	0.9832	-693	-0.8819	0.5267	0.0210	153	0.0211
1112TetCA										
EtBENZ	0.96	0.1521	0.4685	0.9696	-469	-0.9107	0.5663	0.0226	165	0.0231
mpXYL	0.96	0.1505	0.7733	0.9883	-560	-0.9123	0.5594	0.0227	163	0.0229
oXYL	0.96	0.1554	0.5660	0.9495	-506	-0.8713	0.5776	0.0233	169	0.0234
1122TetCA	0.95	0.1715	0.5319	0.9793	-519	-0.9313	0.6375	0.0252	186	0.0262
135TMB	0.94	0.1783	1.1480	0.9370	-688	-0.8545	0.6646	0.0266	194	0.0266
124TMB	0.95	0.1702	1.4973	0.9590	-807	-0.8819	0.6368	0.0255	185	0.0257
13DCB	0.95	0.1641	0.9194	0.9644	-685	-0.8908	0.6115	0.0245	178	0.0250
14DCB	0.95	0.1619	1.4086	0.9556	-840	-0.8854	0.6030	0.0242	176	0.0246
12DCB	0.95	0.1713	0.9920	0.9620	-704	-0.9037	0.6388	0.0254	186	0.0261
Total mass	0.966	0.1302	3.4894	0.9213	-1215	-0.7716	0.4835	0.0195	142	0.0190

TABLE C
8260C MASS UNCERTAINTY

AGI 8260C Method for Mass using SPG-0008 Sampler

	99% Uncertainty Range +/-	95% Uncertainty Range +/-
MTBE	20%	14%
t12DCE	22%	15%
11DCA	18%	12%
c12DCE	18%	12%
CHCl3	16%	11%
111TCA	18%	12%
12DCA	20%	13%
BENZ	16%	10%
CCl4	19%	12%
TCE	15%	10%
112TCA	18%	12%
TOL	15%	10%
OCT	20%	13%
PCE	16%	11%
ClBENZ	18%	12%
1112TetCA	19%	13%
EtBENZ	18%	12%
mpXYL	18%	12%
oXYL	18%	12%
1122TetCA	23%	15%
135TMB	21%	14%
124TMB	20%	14%
13DCB	19%	13%
14DCB	19%	13%
12DCB	20%	14%
NAPH	21%	14%
2MeNAPH	25%	17%

TABLE D
4 CONSTANT AIR CONCENTRATION UNCERTAINTY

ERROR IN CONCENTRATION REPORTING (1)

	Primary-Duplicate Error	Minimum Error	Maximum Error
MTBE	4.3%	-76%	43%
t12DCE	10.4%	-70%	41%
11DCA	5.2%	-68%	40%
c12DCE	6.0%	-49%	33%
CHCl3	4.8%	-60%	37%
111TCA	5.4%	-50%	33%
12DCA	5.4%	-49%	33%
BENZ	4.4%	-52%	34%
CCl4	5.3%	-48%	32%
TCE	5.7%	-37%	27%
112TCA	5.9%	-23%	18%
TOL	5.3%	-26%	20%
OCT			
PCE	5.7%	-18%	15%
ClBENZ	3.9%	-20%	17%
1112TetCA			
EtBENZ	5.1%	-21%	17%
mpXYL	4.5%	-18%	15%
oXYL	4.7%	-21%	17%
1122TetCA	5.2%	-21%	18%
135TMB	8.0%	-25%	20%
124TMB	7.0%	-24%	19%
13DCB	6.7%	-21%	18%
14DCB	6.1%	-22%	18%
12DCB	7.4%	-22%	18%
Total Mass	4.3%	-23%	18%

TICS - 01497
In Numerical Order

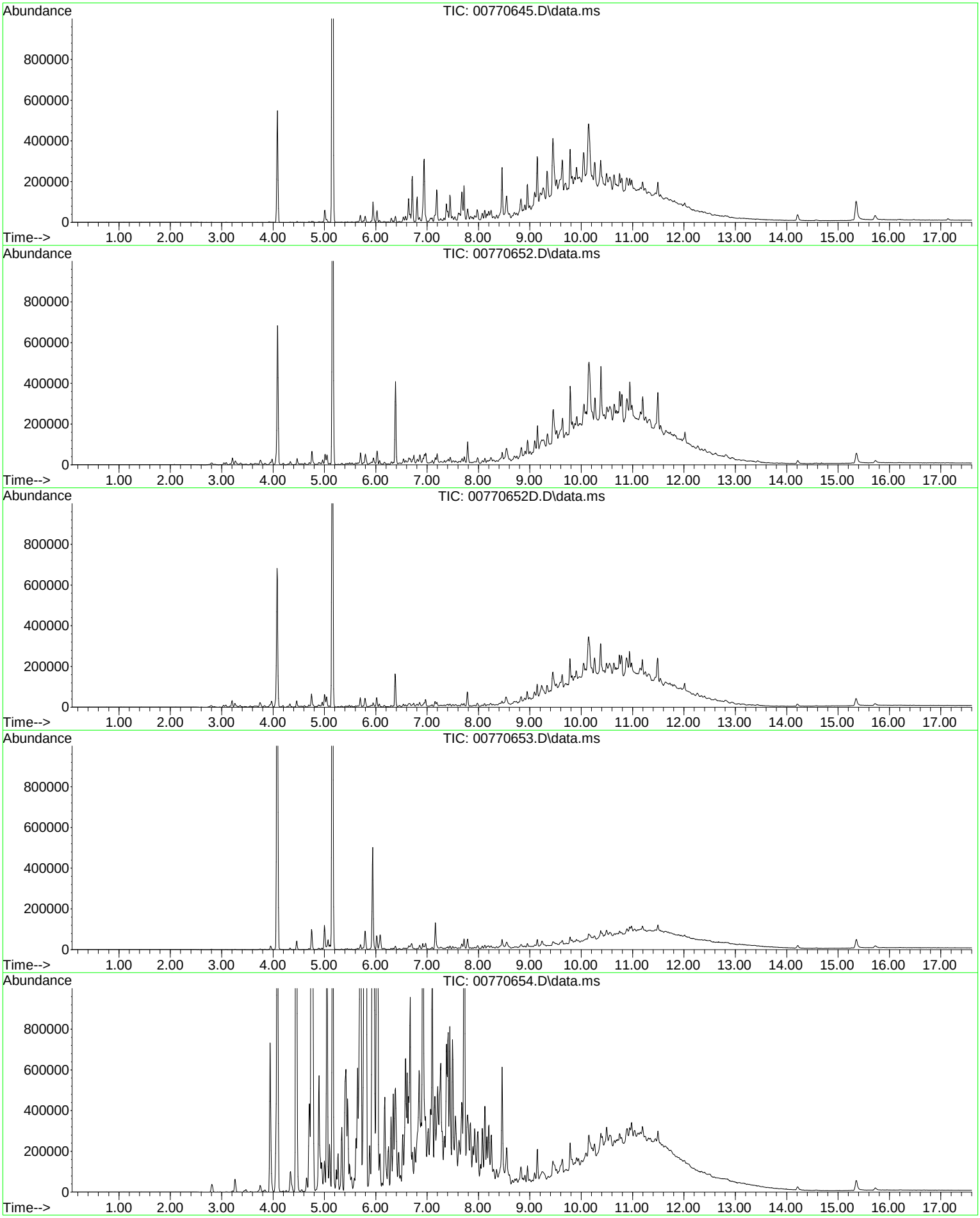

TICS - 01497
In Numerical Order

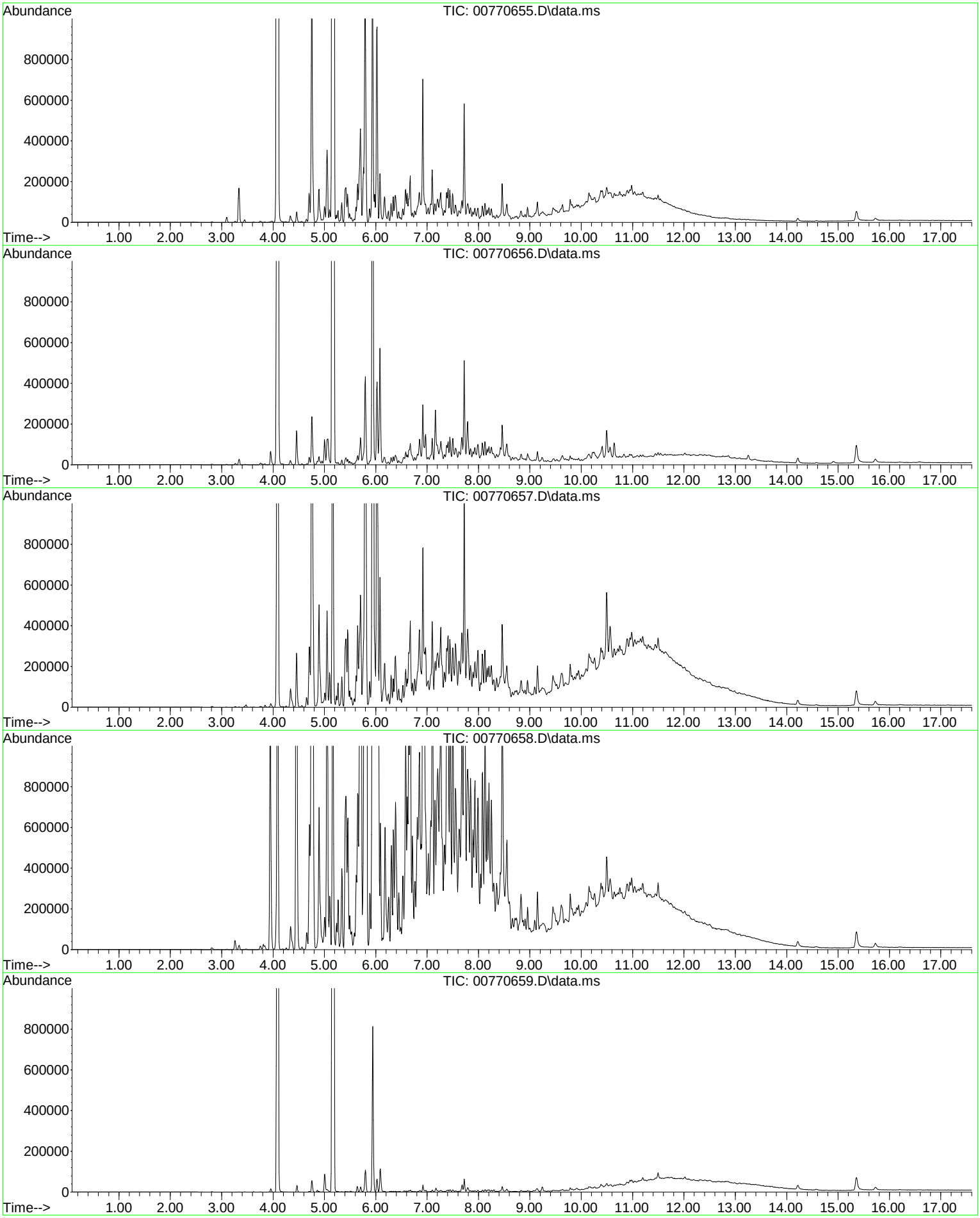

TICS - 01497
In Numerical Order

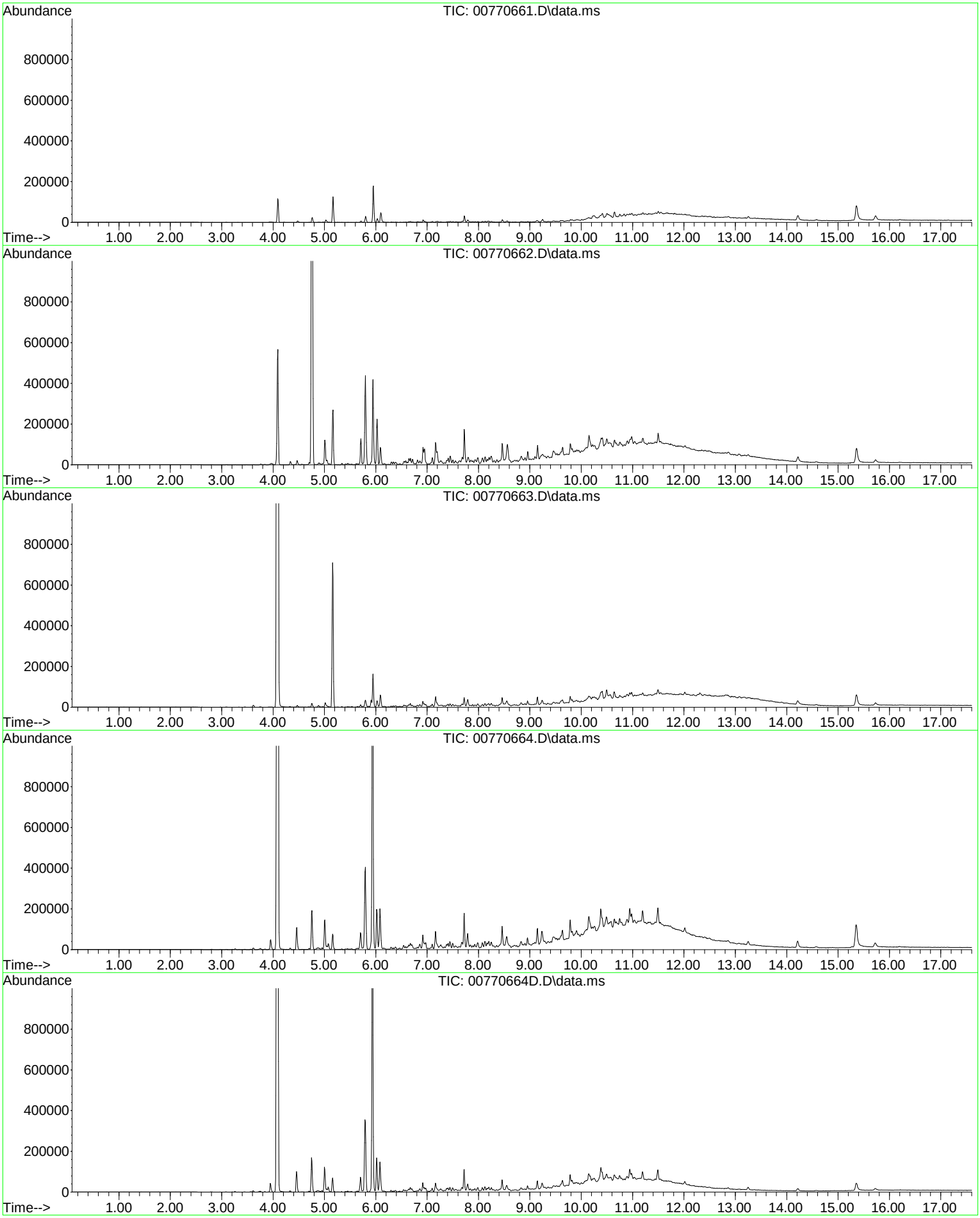

TICS - 01497
In Numerical Order

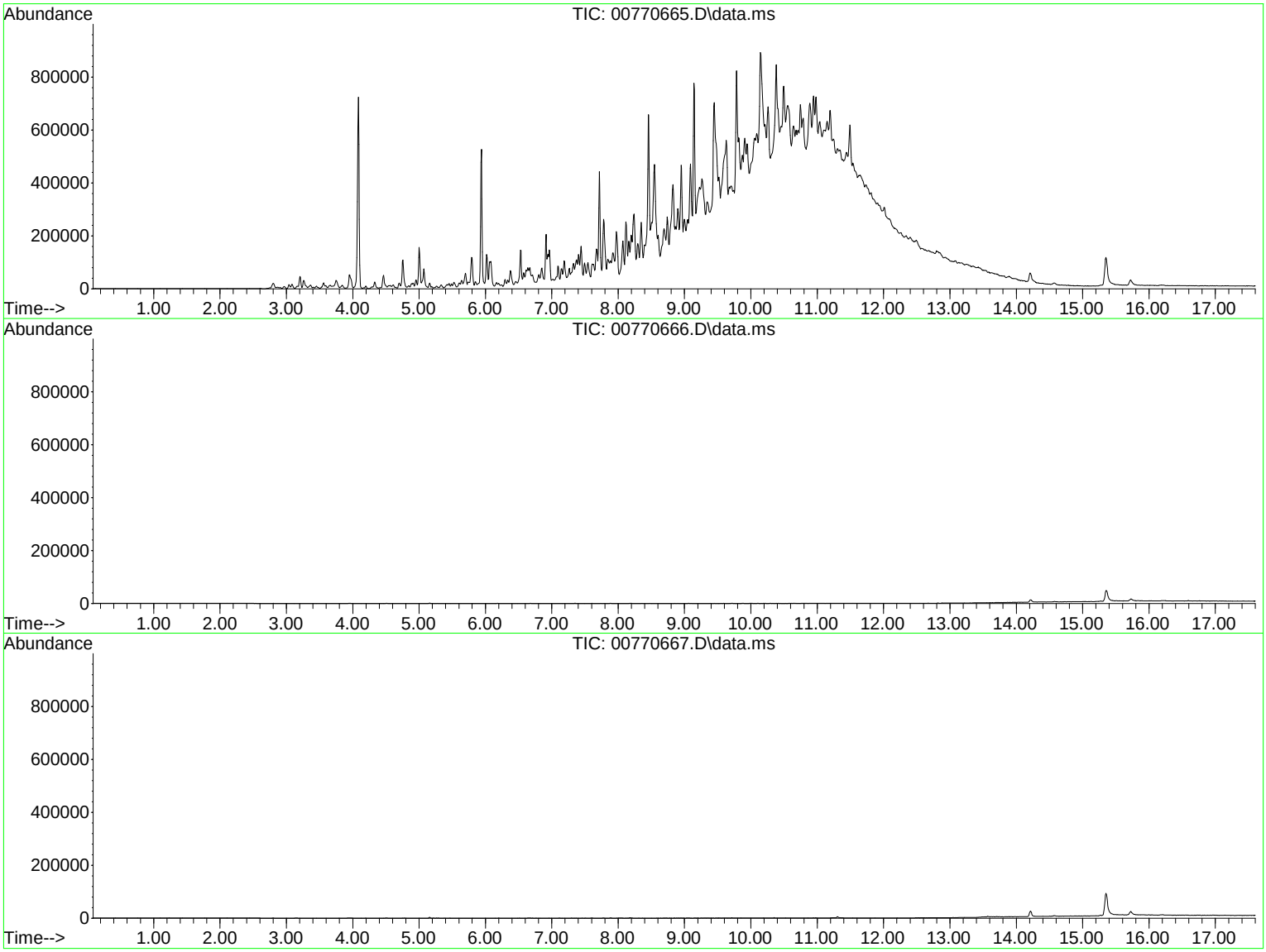

Delaware Office and AGI Laboratory:
210 Executive Drive, Suite 1
Newark, Delaware 19702-3335 USA
Phone: +1-302-266-2428
Fax: +1-302-266-2429

German Sales Office:
Amplified Geochemical Imaging GmbH
Alte Landstraße 25,
D-85521 Ottobrunn GERMANY
Phone: +49 89 6387927-12
Fax: +49 89 6387927-10

Corporate Office:
8369 SouthPark Lane, Suite B
Littleton, CO 80120 USA
Phone: +1-303-988-1968
Fax: +1-303-986-2898

www.agisurveys.net

APPENDIX F
LABORATORY ANALYTICAL RESULTS

REMEDIAL INVESTIGATION DATA GAP RESOLUTION
SUMMARY REPORT
Capital Industries, Inc.
Site Unit 2
Seattle, Washington

Farallon PN: 457-007

OnSite Environmental Inc.

14648 NE 95th Street, Redmond, WA 98052 • (425) 883-3881

September 23, 2015

Jeff Kaspar
Farallon Consulting, LLC
975 5th Avenue NW
Issaquah, WA 98027

Re: Analytical Data for Project 457-007
Laboratory Reference No. 1509-141

Dear Jeff:

Enclosed are the analytical results and associated quality control data for samples submitted on September 16, 2015.

The standard policy of OnSite Environmental, Inc. is to store your samples for 30 days from the date of receipt. If you require longer storage, please contact the laboratory.

We appreciate the opportunity to be of service to you on this project. If you have any questions concerning the data, or need additional information, please feel free to call me.

Sincerely,

David Baumeister
Project Manager

Enclosures

This report pertains to the samples analyzed in accordance with the chain of custody,
and is intended only for the use of the individual or company to whom it is addressed.

Date of Report: September 23, 2015
Samples Submitted: September 16, 2015
Laboratory Reference: 1509-141
Project: 457-007

Case Narrative

Samples were collected on September 15, 2015 and received by the laboratory on September 16, 2015. They were maintained at the laboratory at a temperature of 2°C to 6°C.

Please note that any and all soil sample results are reported on a dry-weight basis, unless otherwise noted below.

General QA/QC issues associated with the analytical data enclosed in this laboratory report will be indicated with a reference to a comment or explanation on the Data Qualifier page. More complex and involved QA/QC issues will be discussed in detail below.

Volatiles EPA 8260C Analysis

Per EPA Method 5035A, samples were received by the laboratory in pre-weighed 40 mL VOA vials within 48 hours of sample collection. They were stored in a freezer at between -7°C and -20°C until extraction or analysis.

Any other QA/QC issues associated with this extraction and analysis will be indicated with a footnote reference and discussed in detail on the Data Qualifier page.

This report pertains to the samples analyzed in accordance with the chain of custody,
and is intended only for the use of the individual or company to whom it is addressed.

Date of Report: September 23, 2015
Samples Submitted: September 16, 2015
Laboratory Reference: 1509-141
Project: 457-007

VOLATILES EPA 8260C
page 1 of 2

Matrix: Soil
Units: mg/kg

Analyte	Result	PQL	Method	Date Prepared	Date Analyzed	Flags
Client ID:	**CI-20-8.0**					
Laboratory ID:	09-141-01					
Dichlorodifluoromethane	ND	0.00085	EPA 8260C	9-22-15	9-22-15	
Chloromethane	ND	0.0043	EPA 8260C	9-22-15	9-22-15	
Vinyl Chloride	ND	0.00085	EPA 8260C	9-22-15	9-22-15	
Bromomethane	ND	0.00085	EPA 8260C	9-22-15	9-22-15	
Chloroethane	ND	0.0043	EPA 8260C	9-22-15	9-22-15	
Trichlorofluoromethane	ND	0.00085	EPA 8260C	9-22-15	9-22-15	
1,1-Dichloroethene	ND	0.00085	EPA 8260C	9-22-15	9-22-15	
Acetone	0.0067	0.0043	EPA 8260C	9-22-15	9-22-15	
Iodomethane	ND	0.0043	EPA 8260C	9-22-15	9-22-15	
Carbon Disulfide	ND	0.00085	EPA 8260C	9-22-15	9-22-15	
Methylene Chloride	ND	0.0043	EPA 8260C	9-22-15	9-22-15	
(trans) 1,2-Dichloroethene	ND	0.00085	EPA 8260C	9-22-15	9-22-15	
Methyl t-Butyl Ether	ND	0.00085	EPA 8260C	9-22-15	9-22-15	
1,1-Dichloroethane	ND	0.00085	EPA 8260C	9-22-15	9-22-15	
Vinyl Acetate	ND	0.0043	EPA 8260C	9-22-15	9-22-15	
2,2-Dichloropropane	ND	0.00085	EPA 8260C	9-22-15	9-22-15	
(cis) 1,2-Dichloroethene	ND	0.00085	EPA 8260C	9-22-15	9-22-15	
2-Butanone	ND	0.0043	EPA 8260C	9-22-15	9-22-15	
Bromochloromethane	ND	0.00085	EPA 8260C	9-22-15	9-22-15	
Chloroform	ND	0.00085	EPA 8260C	9-22-15	9-22-15	
1,1,1-Trichloroethane	ND	0.00085	EPA 8260C	9-22-15	9-22-15	
Carbon Tetrachloride	ND	0.00085	EPA 8260C	9-22-15	9-22-15	
1,1-Dichloropropene	ND	0.00085	EPA 8260C	9-22-15	9-22-15	
Benzene	ND	0.00085	EPA 8260C	9-22-15	9-22-15	
1,2-Dichloroethane	ND	0.00085	EPA 8260C	9-22-15	9-22-15	
Trichloroethene	ND	0.00085	EPA 8260C	9-22-15	9-22-15	
1,2-Dichloropropane	ND	0.00085	EPA 8260C	9-22-15	9-22-15	
Dibromomethane	ND	0.00085	EPA 8260C	9-22-15	9-22-15	
Bromodichloromethane	ND	0.00085	EPA 8260C	9-22-15	9-22-15	
2-Chloroethyl Vinyl Ether	ND	0.0043	EPA 8260C	9-22-15	9-22-15	
(cis) 1,3-Dichloropropene	ND	0.00085	EPA 8260C	9-22-15	9-22-15	
Methyl Isobutyl Ketone	ND	0.0043	EPA 8260C	9-22-15	9-22-15	
Toluene	ND	0.0043	EPA 8260C	9-22-15	9-22-15	
(trans) 1,3-Dichloropropene	ND	0.00085	EPA 8260C	9-22-15	9-22-15	

This report pertains to the samples analyzed in accordance with the chain of custody,
and is intended only for the use of the individual or company to whom it is addressed.

Date of Report: September 23, 2015
Samples Submitted: September 16, 2015
Laboratory Reference: 1509-141
Project: 457-007

VOLATILES EPA 8260C
page 2 of 2

Analyte	Result	PQL	Method	Date Prepared	Date Analyzed	Flags
Client ID:	**CI-20-8.0**					
Laboratory ID:	09-141-01					
1,1,2-Trichloroethane	ND	0.00085	EPA 8260C	9-22-15	9-22-15	
Tetrachloroethene	0.0018	0.00085	EPA 8260C	9-22-15	9-22-15	
1,3-Dichloropropane	ND	0.00085	EPA 8260C	9-22-15	9-22-15	
2-Hexanone	ND	0.0043	EPA 8260C	9-22-15	9-22-15	
Dibromochloromethane	ND	0.00085	EPA 8260C	9-22-15	9-22-15	
1,2-Dibromoethane	ND	0.00085	EPA 8260C	9-22-15	9-22-15	
Chlorobenzene	ND	0.00085	EPA 8260C	9-22-15	9-22-15	
1,1,1,2-Tetrachloroethane	ND	0.00085	EPA 8260C	9-22-15	9-22-15	
Ethylbenzene	ND	0.00085	EPA 8260C	9-22-15	9-22-15	
m,p-Xylene	ND	0.0017	EPA 8260C	9-22-15	9-22-15	
o-Xylene	ND	0.00085	EPA 8260C	9-22-15	9-22-15	
Styrene	ND	0.00085	EPA 8260C	9-22-15	9-22-15	
Bromoform	ND	0.00085	EPA 8260C	9-22-15	9-22-15	
Isopropylbenzene	ND	0.00085	EPA 8260C	9-22-15	9-22-15	
Bromobenzene	ND	0.00085	EPA 8260C	9-22-15	9-22-15	
1,1,2,2-Tetrachloroethane	ND	0.00085	EPA 8260C	9-22-15	9-22-15	
1,2,3-Trichloropropane	ND	0.00085	EPA 8260C	9-22-15	9-22-15	
n-Propylbenzene	ND	0.00085	EPA 8260C	9-22-15	9-22-15	
2-Chlorotoluene	ND	0.00085	EPA 8260C	9-22-15	9-22-15	
4-Chlorotoluene	ND	0.00085	EPA 8260C	9-22-15	9-22-15	
1,3,5-Trimethylbenzene	ND	0.00085	EPA 8260C	9-22-15	9-22-15	
tert-Butylbenzene	ND	0.00085	EPA 8260C	9-22-15	9-22-15	
1,2,4-Trimethylbenzene	ND	0.00085	EPA 8260C	9-22-15	9-22-15	
sec-Butylbenzene	ND	0.00085	EPA 8260C	9-22-15	9-22-15	
1,3-Dichlorobenzene	ND	0.00085	EPA 8260C	9-22-15	9-22-15	
p-Isopropyltoluene	ND	0.00085	EPA 8260C	9-22-15	9-22-15	
1,4-Dichlorobenzene	ND	0.00085	EPA 8260C	9-22-15	9-22-15	
1,2-Dichlorobenzene	ND	0.00085	EPA 8260C	9-22-15	9-22-15	
n-Butylbenzene	ND	0.00085	EPA 8260C	9-22-15	9-22-15	
1,2-Dibromo-3-chloropropane	ND	0.0043	EPA 8260C	9-22-15	9-22-15	
1,2,4-Trichlorobenzene	ND	0.00085	EPA 8260C	9-22-15	9-22-15	
Hexachlorobutadiene	ND	0.0043	EPA 8260C	9-22-15	9-22-15	
Naphthalene	ND	0.00085	EPA 8260C	9-22-15	9-22-15	
1,2,3-Trichlorobenzene	ND	0.00085	EPA 8260C	9-22-15	9-22-15	
Surrogate:	*Percent Recovery*	*Control Limits*				
Dibromofluoromethane	*113*	*76-131*				
Toluene-d8	*119*	*83-126*				
4-Bromofluorobenzene	*113*	*60-146*				

This report pertains to the samples analyzed in accordance with the chain of custody,
and is intended only for the use of the individual or company to whom it is addressed.

Date of Report: September 23, 2015
Samples Submitted: September 16, 2015
Laboratory Reference: 1509-141
Project: 457-007

VOLATILES EPA 8260C
page 1 of 2

Matrix: Soil
Units: mg/kg

Analyte	Result	PQL	Method	Date Prepared	Date Analyzed	Flags
Client ID:	**CI-20-20.0**					
Laboratory ID:	09-141-04					
Dichlorodifluoromethane	ND	0.0013	EPA 8260C	9-22-15	9-22-15	
Chloromethane	ND	0.0065	EPA 8260C	9-22-15	9-22-15	
Vinyl Chloride	ND	0.0013	EPA 8260C	9-22-15	9-22-15	
Bromomethane	ND	0.0013	EPA 8260C	9-22-15	9-22-15	
Chloroethane	ND	0.0065	EPA 8260C	9-22-15	9-22-15	
Trichlorofluoromethane	ND	0.0013	EPA 8260C	9-22-15	9-22-15	
1,1-Dichloroethene	ND	0.0013	EPA 8260C	9-22-15	9-22-15	
Acetone	0.022	0.0065	EPA 8260C	9-22-15	9-22-15	
Iodomethane	ND	0.0065	EPA 8260C	9-22-15	9-22-15	
Carbon Disulfide	0.0015	0.0013	EPA 8260C	9-22-15	9-22-15	
Methylene Chloride	ND	0.0065	EPA 8260C	9-22-15	9-22-15	
(trans) 1,2-Dichloroethene	ND	0.0013	EPA 8260C	9-22-15	9-22-15	
Methyl t-Butyl Ether	ND	0.0013	EPA 8260C	9-22-15	9-22-15	
1,1-Dichloroethane	ND	0.0013	EPA 8260C	9-22-15	9-22-15	
Vinyl Acetate	ND	0.0065	EPA 8260C	9-22-15	9-22-15	
2,2-Dichloropropane	ND	0.0013	EPA 8260C	9-22-15	9-22-15	
(cis) 1,2-Dichloroethene	ND	0.0013	EPA 8260C	9-22-15	9-22-15	
2-Butanone	ND	0.0065	EPA 8260C	9-22-15	9-22-15	
Bromochloromethane	ND	0.0013	EPA 8260C	9-22-15	9-22-15	
Chloroform	ND	0.0013	EPA 8260C	9-22-15	9-22-15	
1,1,1-Trichloroethane	ND	0.0013	EPA 8260C	9-22-15	9-22-15	
Carbon Tetrachloride	ND	0.0013	EPA 8260C	9-22-15	9-22-15	
1,1-Dichloropropene	ND	0.0013	EPA 8260C	9-22-15	9-22-15	
Benzene	ND	0.0013	EPA 8260C	9-22-15	9-22-15	
1,2-Dichloroethane	ND	0.0013	EPA 8260C	9-22-15	9-22-15	
Trichloroethene	ND	0.0013	EPA 8260C	9-22-15	9-22-15	
1,2-Dichloropropane	ND	0.0013	EPA 8260C	9-22-15	9-22-15	
Dibromomethane	ND	0.0013	EPA 8260C	9-22-15	9-22-15	
Bromodichloromethane	ND	0.0013	EPA 8260C	9-22-15	9-22-15	
2-Chloroethyl Vinyl Ether	ND	0.0065	EPA 8260C	9-22-15	9-22-15	
(cis) 1,3-Dichloropropene	ND	0.0013	EPA 8260C	9-22-15	9-22-15	
Methyl Isobutyl Ketone	ND	0.0065	EPA 8260C	9-22-15	9-22-15	
Toluene	ND	0.0065	EPA 8260C	9-22-15	9-22-15	
(trans) 1,3-Dichloropropene	ND	0.0013	EPA 8260C	9-22-15	9-22-15	

This report pertains to the samples analyzed in accordance with the chain of custody,
and is intended only for the use of the individual or company to whom it is addressed.

Date of Report: September 23, 2015
Samples Submitted: September 16, 2015
Laboratory Reference: 1509-141
Project: 457-007

VOLATILES EPA 8260C
page 2 of 2

Analyte	Result	PQL	Method	Date Prepared	Date Analyzed	Flags
Client ID:	**CI-20-20.0**					
Laboratory ID:	09-141-04					
1,1,2-Trichloroethane	ND	0.0013	EPA 8260C	9-22-15	9-22-15	
Tetrachloroethene	ND	0.0013	EPA 8260C	9-22-15	9-22-15	
1,3-Dichloropropane	ND	0.0013	EPA 8260C	9-22-15	9-22-15	
2-Hexanone	ND	0.0065	EPA 8260C	9-22-15	9-22-15	
Dibromochloromethane	ND	0.0013	EPA 8260C	9-22-15	9-22-15	
1,2-Dibromoethane	ND	0.0013	EPA 8260C	9-22-15	9-22-15	
Chlorobenzene	ND	0.0013	EPA 8260C	9-22-15	9-22-15	
1,1,1,2-Tetrachloroethane	ND	0.0013	EPA 8260C	9-22-15	9-22-15	
Ethylbenzene	ND	0.0013	EPA 8260C	9-22-15	9-22-15	
m,p-Xylene	ND	0.0026	EPA 8260C	9-22-15	9-22-15	
o-Xylene	ND	0.0013	EPA 8260C	9-22-15	9-22-15	
Styrene	ND	0.0013	EPA 8260C	9-22-15	9-22-15	
Bromoform	ND	0.0013	EPA 8260C	9-22-15	9-22-15	
Isopropylbenzene	ND	0.0013	EPA 8260C	9-22-15	9-22-15	
Bromobenzene	ND	0.0013	EPA 8260C	9-22-15	9-22-15	
1,1,2,2-Tetrachloroethane	ND	0.0013	EPA 8260C	9-22-15	9-22-15	
1,2,3-Trichloropropane	ND	0.0013	EPA 8260C	9-22-15	9-22-15	
n-Propylbenzene	ND	0.0013	EPA 8260C	9-22-15	9-22-15	
2-Chlorotoluene	ND	0.0013	EPA 8260C	9-22-15	9-22-15	
4-Chlorotoluene	ND	0.0013	EPA 8260C	9-22-15	9-22-15	
1,3,5-Trimethylbenzene	ND	0.0013	EPA 8260C	9-22-15	9-22-15	
tert-Butylbenzene	ND	0.0013	EPA 8260C	9-22-15	9-22-15	
1,2,4-Trimethylbenzene	ND	0.0013	EPA 8260C	9-22-15	9-22-15	
sec-Butylbenzene	ND	0.0013	EPA 8260C	9-22-15	9-22-15	
1,3-Dichlorobenzene	ND	0.0013	EPA 8260C	9-22-15	9-22-15	
p-Isopropyltoluene	ND	0.0013	EPA 8260C	9-22-15	9-22-15	
1,4-Dichlorobenzene	ND	0.0013	EPA 8260C	9-22-15	9-22-15	
1,2-Dichlorobenzene	ND	0.0013	EPA 8260C	9-22-15	9-22-15	
n-Butylbenzene	ND	0.0013	EPA 8260C	9-22-15	9-22-15	
1,2-Dibromo-3-chloropropane	ND	0.0065	EPA 8260C	9-22-15	9-22-15	
1,2,4-Trichlorobenzene	ND	0.0013	EPA 8260C	9-22-15	9-22-15	
Hexachlorobutadiene	ND	0.0065	EPA 8260C	9-22-15	9-22-15	
Naphthalene	ND	0.0013	EPA 8260C	9-22-15	9-22-15	
1,2,3-Trichlorobenzene	ND	0.0013	EPA 8260C	9-22-15	9-22-15	
Surrogate:	*Percent Recovery*	*Control Limits*				
Dibromofluoromethane	*107*	*76-131*				
Toluene-d8	*108*	*83-126*				
4-Bromofluorobenzene	*107*	*60-146*				

This report pertains to the samples analyzed in accordance with the chain of custody,
and is intended only for the use of the individual or company to whom it is addressed.

Date of Report: September 23, 2015
Samples Submitted: September 16, 2015
Laboratory Reference: 1509-141
Project: 457-007

VOLATILES EPA 8260C
page 1 of 2

Matrix: Soil
Units: mg/kg

Analyte	Result	PQL	Method	Date Prepared	Date Analyzed	Flags
Client ID:	**CI-20-40.0**					
Laboratory ID:	09-141-08					
Dichlorodifluoromethane	ND	0.0015	EPA 8260C	9-22-15	9-22-15	
Chloromethane	ND	0.0074	EPA 8260C	9-22-15	9-22-15	
Vinyl Chloride	0.048	0.0015	EPA 8260C	9-22-15	9-22-15	
Bromomethane	ND	0.0015	EPA 8260C	9-22-15	9-22-15	
Chloroethane	ND	0.0074	EPA 8260C	9-22-15	9-22-15	
Trichlorofluoromethane	ND	0.0015	EPA 8260C	9-22-15	9-22-15	
1,1-Dichloroethene	ND	0.0015	EPA 8260C	9-22-15	9-22-15	
Acetone	0.025	0.0074	EPA 8260C	9-22-15	9-22-15	
Iodomethane	ND	0.0074	EPA 8260C	9-22-15	9-22-15	
Carbon Disulfide	ND	0.0015	EPA 8260C	9-22-15	9-22-15	
Methylene Chloride	ND	0.0074	EPA 8260C	9-22-15	9-22-15	
(trans) 1,2-Dichloroethene	ND	0.0015	EPA 8260C	9-22-15	9-22-15	
Methyl t-Butyl Ether	ND	0.0015	EPA 8260C	9-22-15	9-22-15	
1,1-Dichloroethane	ND	0.0015	EPA 8260C	9-22-15	9-22-15	
Vinyl Acetate	ND	0.0074	EPA 8260C	9-22-15	9-22-15	
2,2-Dichloropropane	ND	0.0015	EPA 8260C	9-22-15	9-22-15	
(cis) 1,2-Dichloroethene	ND	0.0015	EPA 8260C	9-22-15	9-22-15	
2-Butanone	ND	0.0074	EPA 8260C	9-22-15	9-22-15	
Bromochloromethane	ND	0.0015	EPA 8260C	9-22-15	9-22-15	
Chloroform	ND	0.0015	EPA 8260C	9-22-15	9-22-15	
1,1,1-Trichloroethane	ND	0.0015	EPA 8260C	9-22-15	9-22-15	
Carbon Tetrachloride	ND	0.0015	EPA 8260C	9-22-15	9-22-15	
1,1-Dichloropropene	ND	0.0015	EPA 8260C	9-22-15	9-22-15	
Benzene	ND	0.0015	EPA 8260C	9-22-15	9-22-15	
1,2-Dichloroethane	ND	0.0015	EPA 8260C	9-22-15	9-22-15	
Trichloroethene	ND	0.0015	EPA 8260C	9-22-15	9-22-15	
1,2-Dichloropropane	ND	0.0015	EPA 8260C	9-22-15	9-22-15	
Dibromomethane	ND	0.0015	EPA 8260C	9-22-15	9-22-15	
Bromodichloromethane	ND	0.0015	EPA 8260C	9-22-15	9-22-15	
2-Chloroethyl Vinyl Ether	ND	0.0074	EPA 8260C	9-22-15	9-22-15	
(cis) 1,3-Dichloropropene	ND	0.0015	EPA 8260C	9-22-15	9-22-15	
Methyl Isobutyl Ketone	ND	0.0074	EPA 8260C	9-22-15	9-22-15	
Toluene	ND	0.0074	EPA 8260C	9-22-15	9-22-15	
(trans) 1,3-Dichloropropene	ND	0.0015	EPA 8260C	9-22-15	9-22-15	

This report pertains to the samples analyzed in accordance with the chain of custody,
and is intended only for the use of the individual or company to whom it is addressed.

Date of Report: September 23, 2015
Samples Submitted: September 16, 2015
Laboratory Reference: 1509-141
Project: 457-007

VOLATILES EPA 8260C
page 2 of 2

Analyte	Result	PQL	Method	Date Prepared	Date Analyzed	Flags
Client ID:	**CI-20-40.0**					
Laboratory ID:	09-141-08					
1,1,2-Trichloroethane	ND	0.0015	EPA 8260C	9-22-15	9-22-15	
Tetrachloroethene	ND	0.0015	EPA 8260C	9-22-15	9-22-15	
1,3-Dichloropropane	ND	0.0015	EPA 8260C	9-22-15	9-22-15	
2-Hexanone	ND	0.0074	EPA 8260C	9-22-15	9-22-15	
Dibromochloromethane	ND	0.0015	EPA 8260C	9-22-15	9-22-15	
1,2-Dibromoethane	ND	0.0015	EPA 8260C	9-22-15	9-22-15	
Chlorobenzene	ND	0.0015	EPA 8260C	9-22-15	9-22-15	
1,1,1,2-Tetrachloroethane	ND	0.0015	EPA 8260C	9-22-15	9-22-15	
Ethylbenzene	ND	0.0015	EPA 8260C	9-22-15	9-22-15	
m,p-Xylene	ND	0.0029	EPA 8260C	9-22-15	9-22-15	
o-Xylene	ND	0.0015	EPA 8260C	9-22-15	9-22-15	
Styrene	ND	0.0015	EPA 8260C	9-22-15	9-22-15	
Bromoform	ND	0.0015	EPA 8260C	9-22-15	9-22-15	
Isopropylbenzene	ND	0.0015	EPA 8260C	9-22-15	9-22-15	
Bromobenzene	ND	0.0015	EPA 8260C	9-22-15	9-22-15	
1,1,2,2-Tetrachloroethane	ND	0.0015	EPA 8260C	9-22-15	9-22-15	
1,2,3-Trichloropropane	ND	0.0015	EPA 8260C	9-22-15	9-22-15	
n-Propylbenzene	ND	0.0015	EPA 8260C	9-22-15	9-22-15	
2-Chlorotoluene	ND	0.0015	EPA 8260C	9-22-15	9-22-15	
4-Chlorotoluene	ND	0.0015	EPA 8260C	9-22-15	9-22-15	
1,3,5-Trimethylbenzene	ND	0.0015	EPA 8260C	9-22-15	9-22-15	
tert-Butylbenzene	ND	0.0015	EPA 8260C	9-22-15	9-22-15	
1,2,4-Trimethylbenzene	ND	0.0015	EPA 8260C	9-22-15	9-22-15	
sec-Butylbenzene	ND	0.0015	EPA 8260C	9-22-15	9-22-15	
1,3-Dichlorobenzene	ND	0.0015	EPA 8260C	9-22-15	9-22-15	
p-Isopropyltoluene	ND	0.0015	EPA 8260C	9-22-15	9-22-15	
1,4-Dichlorobenzene	ND	0.0015	EPA 8260C	9-22-15	9-22-15	
1,2-Dichlorobenzene	ND	0.0015	EPA 8260C	9-22-15	9-22-15	
n-Butylbenzene	ND	0.0015	EPA 8260C	9-22-15	9-22-15	
1,2-Dibromo-3-chloropropane	ND	0.0074	EPA 8260C	9-22-15	9-22-15	
1,2,4-Trichlorobenzene	ND	0.0015	EPA 8260C	9-22-15	9-22-15	
Hexachlorobutadiene	ND	0.0074	EPA 8260C	9-22-15	9-22-15	
Naphthalene	ND	0.0015	EPA 8260C	9-22-15	9-22-15	
1,2,3-Trichlorobenzene	ND	0.0015	EPA 8260C	9-22-15	9-22-15	
Surrogate:	*Percent Recovery*	*Control Limits*				
Dibromofluoromethane	*112*	*76-131*				
Toluene-d8	*114*	*83-126*				
4-Bromofluorobenzene	*113*	*60-146*				

This report pertains to the samples analyzed in accordance with the chain of custody,
and is intended only for the use of the individual or company to whom it is addressed.

Date of Report: September 23, 2015
Samples Submitted: September 16, 2015
Laboratory Reference: 1509-141
Project: 457-007

VOLATILES EPA 8260C
page 1 of 2

Matrix: Soil
Units: mg/kg

Analyte	Result	PQL	Method	Date Prepared	Date Analyzed	Flags
Client ID:	**CI-20-55.0**					
Laboratory ID:	09-141-11					
Dichlorodifluoromethane	ND	0.0013	EPA 8260C	9-22-15	9-22-15	
Chloromethane	ND	0.0067	EPA 8260C	9-22-15	9-22-15	
Vinyl Chloride	ND	0.0013	EPA 8260C	9-22-15	9-22-15	
Bromomethane	ND	0.0013	EPA 8260C	9-22-15	9-22-15	
Chloroethane	ND	0.0067	EPA 8260C	9-22-15	9-22-15	
Trichlorofluoromethane	ND	0.0013	EPA 8260C	9-22-15	9-22-15	
1,1-Dichloroethene	ND	0.0013	EPA 8260C	9-22-15	9-22-15	
Acetone	0.028	0.0067	EPA 8260C	9-22-15	9-22-15	
Iodomethane	ND	0.0067	EPA 8260C	9-22-15	9-22-15	
Carbon Disulfide	ND	0.0013	EPA 8260C	9-22-15	9-22-15	
Methylene Chloride	ND	0.0067	EPA 8260C	9-22-15	9-22-15	
(trans) 1,2-Dichloroethene	ND	0.0013	EPA 8260C	9-22-15	9-22-15	
Methyl t-Butyl Ether	ND	0.0013	EPA 8260C	9-22-15	9-22-15	
1,1-Dichloroethane	ND	0.0013	EPA 8260C	9-22-15	9-22-15	
Vinyl Acetate	ND	0.0067	EPA 8260C	9-22-15	9-22-15	
2,2-Dichloropropane	ND	0.0013	EPA 8260C	9-22-15	9-22-15	
(cis) 1,2-Dichloroethene	ND	0.0013	EPA 8260C	9-22-15	9-22-15	
2-Butanone	0.0071	0.0067	EPA 8260C	9-22-15	9-22-15	
Bromochloromethane	ND	0.0013	EPA 8260C	9-22-15	9-22-15	
Chloroform	ND	0.0013	EPA 8260C	9-22-15	9-22-15	
1,1,1-Trichloroethane	ND	0.0013	EPA 8260C	9-22-15	9-22-15	
Carbon Tetrachloride	ND	0.0013	EPA 8260C	9-22-15	9-22-15	
1,1-Dichloropropene	ND	0.0013	EPA 8260C	9-22-15	9-22-15	
Benzene	ND	0.0013	EPA 8260C	9-22-15	9-22-15	
1,2-Dichloroethane	ND	0.0013	EPA 8260C	9-22-15	9-22-15	
Trichloroethene	ND	0.0013	EPA 8260C	9-22-15	9-22-15	
1,2-Dichloropropane	ND	0.0013	EPA 8260C	9-22-15	9-22-15	
Dibromomethane	ND	0.0013	EPA 8260C	9-22-15	9-22-15	
Bromodichloromethane	ND	0.0013	EPA 8260C	9-22-15	9-22-15	
2-Chloroethyl Vinyl Ether	ND	0.0067	EPA 8260C	9-22-15	9-22-15	
(cis) 1,3-Dichloropropene	ND	0.0013	EPA 8260C	9-22-15	9-22-15	
Methyl Isobutyl Ketone	ND	0.0067	EPA 8260C	9-22-15	9-22-15	
Toluene	ND	0.0067	EPA 8260C	9-22-15	9-22-15	
(trans) 1,3-Dichloropropene	ND	0.0013	EPA 8260C	9-22-15	9-22-15	

This report pertains to the samples analyzed in accordance with the chain of custody,
and is intended only for the use of the individual or company to whom it is addressed.

Date of Report: September 23, 2015
Samples Submitted: September 16, 2015
Laboratory Reference: 1509-141
Project: 457-007

VOLATILES EPA 8260C
page 2 of 2

Analyte	Result	PQL	Method	Date Prepared	Date Analyzed	Flags
Client ID:	**CI-20-55.0**					
Laboratory ID:	09-141-11					
1,1,2-Trichloroethane	ND	0.0013	EPA 8260C	9-22-15	9-22-15	
Tetrachloroethene	ND	0.0013	EPA 8260C	9-22-15	9-22-15	
1,3-Dichloropropane	ND	0.0013	EPA 8260C	9-22-15	9-22-15	
2-Hexanone	ND	0.0067	EPA 8260C	9-22-15	9-22-15	
Dibromochloromethane	ND	0.0013	EPA 8260C	9-22-15	9-22-15	
1,2-Dibromoethane	ND	0.0013	EPA 8260C	9-22-15	9-22-15	
Chlorobenzene	ND	0.0013	EPA 8260C	9-22-15	9-22-15	
1,1,1,2-Tetrachloroethane	ND	0.0013	EPA 8260C	9-22-15	9-22-15	
Ethylbenzene	ND	0.0013	EPA 8260C	9-22-15	9-22-15	
m,p-Xylene	ND	0.0027	EPA 8260C	9-22-15	9-22-15	
o-Xylene	ND	0.0013	EPA 8260C	9-22-15	9-22-15	
Styrene	ND	0.0013	EPA 8260C	9-22-15	9-22-15	
Bromoform	ND	0.0013	EPA 8260C	9-22-15	9-22-15	
Isopropylbenzene	ND	0.0013	EPA 8260C	9-22-15	9-22-15	
Bromobenzene	ND	0.0013	EPA 8260C	9-22-15	9-22-15	
1,1,2,2-Tetrachloroethane	ND	0.0013	EPA 8260C	9-22-15	9-22-15	
1,2,3-Trichloropropane	ND	0.0013	EPA 8260C	9-22-15	9-22-15	
n-Propylbenzene	ND	0.0013	EPA 8260C	9-22-15	9-22-15	
2-Chlorotoluene	ND	0.0013	EPA 8260C	9-22-15	9-22-15	
4-Chlorotoluene	ND	0.0013	EPA 8260C	9-22-15	9-22-15	
1,3,5-Trimethylbenzene	ND	0.0013	EPA 8260C	9-22-15	9-22-15	
tert-Butylbenzene	ND	0.0013	EPA 8260C	9-22-15	9-22-15	
1,2,4-Trimethylbenzene	ND	0.0013	EPA 8260C	9-22-15	9-22-15	
sec-Butylbenzene	ND	0.0013	EPA 8260C	9-22-15	9-22-15	
1,3-Dichlorobenzene	ND	0.0013	EPA 8260C	9-22-15	9-22-15	
p-Isopropyltoluene	ND	0.0013	EPA 8260C	9-22-15	9-22-15	
1,4-Dichlorobenzene	ND	0.0013	EPA 8260C	9-22-15	9-22-15	
1,2-Dichlorobenzene	ND	0.0013	EPA 8260C	9-22-15	9-22-15	
n-Butylbenzene	ND	0.0013	EPA 8260C	9-22-15	9-22-15	
1,2-Dibromo-3-chloropropane	ND	0.0067	EPA 8260C	9-22-15	9-22-15	
1,2,4-Trichlorobenzene	ND	0.0013	EPA 8260C	9-22-15	9-22-15	
Hexachlorobutadiene	ND	0.0067	EPA 8260C	9-22-15	9-22-15	
Naphthalene	ND	0.0013	EPA 8260C	9-22-15	9-22-15	
1,2,3-Trichlorobenzene	ND	0.0013	EPA 8260C	9-22-15	9-22-15	
Surrogate:	*Percent Recovery*	*Control Limits*				
Dibromofluoromethane	*113*	*76-131*				
Toluene-d8	*110*	*83-126*				
4-Bromofluorobenzene	*113*	*60-146*				

This report pertains to the samples analyzed in accordance with the chain of custody,
and is intended only for the use of the individual or company to whom it is addressed.

Date of Report: September 23, 2015
Samples Submitted: September 16, 2015
Laboratory Reference: 1509-141
Project: 457-007

VOLATILES EPA 8260C
page 1 of 2

Matrix: Soil
Units: mg/kg

Analyte	Result	PQL	Method	Date Prepared	Date Analyzed	Flags
Client ID:	**CI-20-70.0**					
Laboratory ID:	09-141-13					
Dichlorodifluoromethane	ND	0.0013	EPA 8260C	9-22-15	9-22-15	
Chloromethane	ND	0.0063	EPA 8260C	9-22-15	9-22-15	
Vinyl Chloride	ND	0.0013	EPA 8260C	9-22-15	9-22-15	
Bromomethane	ND	0.0013	EPA 8260C	9-22-15	9-22-15	
Chloroethane	ND	0.0063	EPA 8260C	9-22-15	9-22-15	
Trichlorofluoromethane	ND	0.0013	EPA 8260C	9-22-15	9-22-15	
1,1-Dichloroethene	ND	0.0013	EPA 8260C	9-22-15	9-22-15	
Acetone	0.017	0.0063	EPA 8260C	9-22-15	9-22-15	
Iodomethane	ND	0.0063	EPA 8260C	9-22-15	9-22-15	
Carbon Disulfide	ND	0.0013	EPA 8260C	9-22-15	9-22-15	
Methylene Chloride	ND	0.0063	EPA 8260C	9-22-15	9-22-15	
(trans) 1,2-Dichloroethene	ND	0.0013	EPA 8260C	9-22-15	9-22-15	
Methyl t-Butyl Ether	ND	0.0013	EPA 8260C	9-22-15	9-22-15	
1,1-Dichloroethane	ND	0.0013	EPA 8260C	9-22-15	9-22-15	
Vinyl Acetate	ND	0.0063	EPA 8260C	9-22-15	9-22-15	
2,2-Dichloropropane	ND	0.0013	EPA 8260C	9-22-15	9-22-15	
(cis) 1,2-Dichloroethene	ND	0.0013	EPA 8260C	9-22-15	9-22-15	
2-Butanone	ND	0.0063	EPA 8260C	9-22-15	9-22-15	
Bromochloromethane	ND	0.0013	EPA 8260C	9-22-15	9-22-15	
Chloroform	ND	0.0013	EPA 8260C	9-22-15	9-22-15	
1,1,1-Trichloroethane	ND	0.0013	EPA 8260C	9-22-15	9-22-15	
Carbon Tetrachloride	ND	0.0013	EPA 8260C	9-22-15	9-22-15	
1,1-Dichloropropene	ND	0.0013	EPA 8260C	9-22-15	9-22-15	
Benzene	ND	0.0013	EPA 8260C	9-22-15	9-22-15	
1,2-Dichloroethane	ND	0.0013	EPA 8260C	9-22-15	9-22-15	
Trichloroethene	ND	0.0013	EPA 8260C	9-22-15	9-22-15	
1,2-Dichloropropane	ND	0.0013	EPA 8260C	9-22-15	9-22-15	
Dibromomethane	ND	0.0013	EPA 8260C	9-22-15	9-22-15	
Bromodichloromethane	ND	0.0013	EPA 8260C	9-22-15	9-22-15	
2-Chloroethyl Vinyl Ether	ND	0.0063	EPA 8260C	9-22-15	9-22-15	
(cis) 1,3-Dichloropropene	ND	0.0013	EPA 8260C	9-22-15	9-22-15	
Methyl Isobutyl Ketone	ND	0.0063	EPA 8260C	9-22-15	9-22-15	
Toluene	ND	0.0063	EPA 8260C	9-22-15	9-22-15	
(trans) 1,3-Dichloropropene	ND	0.0013	EPA 8260C	9-22-15	9-22-15	

This report pertains to the samples analyzed in accordance with the chain of custody,
and is intended only for the use of the individual or company to whom it is addressed.

Date of Report: September 23, 2015
Samples Submitted: September 16, 2015
Laboratory Reference: 1509-141
Project: 457-007

VOLATILES EPA 8260C
page 2 of 2

Analyte	Result	PQL	Method	Date Prepared	Date Analyzed	Flags
Client ID:	**CI-20-70.0**					
Laboratory ID:	09-141-13					
1,1,2-Trichloroethane	ND	0.0013	EPA 8260C	9-22-15	9-22-15	
Tetrachloroethene	ND	0.0013	EPA 8260C	9-22-15	9-22-15	
1,3-Dichloropropane	ND	0.0013	EPA 8260C	9-22-15	9-22-15	
2-Hexanone	ND	0.0063	EPA 8260C	9-22-15	9-22-15	
Dibromochloromethane	ND	0.0013	EPA 8260C	9-22-15	9-22-15	
1,2-Dibromoethane	ND	0.0013	EPA 8260C	9-22-15	9-22-15	
Chlorobenzene	ND	0.0013	EPA 8260C	9-22-15	9-22-15	
1,1,1,2-Tetrachloroethane	ND	0.0013	EPA 8260C	9-22-15	9-22-15	
Ethylbenzene	ND	0.0013	EPA 8260C	9-22-15	9-22-15	
m,p-Xylene	ND	0.0025	EPA 8260C	9-22-15	9-22-15	
o-Xylene	ND	0.0013	EPA 8260C	9-22-15	9-22-15	
Styrene	ND	0.0013	EPA 8260C	9-22-15	9-22-15	
Bromoform	ND	0.0013	EPA 8260C	9-22-15	9-22-15	
Isopropylbenzene	ND	0.0013	EPA 8260C	9-22-15	9-22-15	
Bromobenzene	ND	0.0013	EPA 8260C	9-22-15	9-22-15	
1,1,2,2-Tetrachloroethane	ND	0.0013	EPA 8260C	9-22-15	9-22-15	
1,2,3-Trichloropropane	ND	0.0013	EPA 8260C	9-22-15	9-22-15	
n-Propylbenzene	ND	0.0013	EPA 8260C	9-22-15	9-22-15	
2-Chlorotoluene	ND	0.0013	EPA 8260C	9-22-15	9-22-15	
4-Chlorotoluene	ND	0.0013	EPA 8260C	9-22-15	9-22-15	
1,3,5-Trimethylbenzene	ND	0.0013	EPA 8260C	9-22-15	9-22-15	
tert-Butylbenzene	ND	0.0013	EPA 8260C	9-22-15	9-22-15	
1,2,4-Trimethylbenzene	ND	0.0013	EPA 8260C	9-22-15	9-22-15	
sec-Butylbenzene	ND	0.0013	EPA 8260C	9-22-15	9-22-15	
1,3-Dichlorobenzene	ND	0.0013	EPA 8260C	9-22-15	9-22-15	
p-Isopropyltoluene	ND	0.0013	EPA 8260C	9-22-15	9-22-15	
1,4-Dichlorobenzene	ND	0.0013	EPA 8260C	9-22-15	9-22-15	
1,2-Dichlorobenzene	ND	0.0013	EPA 8260C	9-22-15	9-22-15	
n-Butylbenzene	ND	0.0013	EPA 8260C	9-22-15	9-22-15	
1,2-Dibromo-3-chloropropane	ND	0.0063	EPA 8260C	9-22-15	9-22-15	
1,2,4-Trichlorobenzene	ND	0.0013	EPA 8260C	9-22-15	9-22-15	
Hexachlorobutadiene	ND	0.0063	EPA 8260C	9-22-15	9-22-15	
Naphthalene	ND	0.0013	EPA 8260C	9-22-15	9-22-15	
1,2,3-Trichlorobenzene	ND	0.0013	EPA 8260C	9-22-15	9-22-15	
Surrogate:	*Percent Recovery*	*Control Limits*				
Dibromofluoromethane	*107*	*76-131*				
Toluene-d8	*104*	*83-126*				
4-Bromofluorobenzene	*105*	*60-146*				

This report pertains to the samples analyzed in accordance with the chain of custody,
and is intended only for the use of the individual or company to whom it is addressed.

Date of Report: September 23, 2015
Samples Submitted: September 16, 2015
Laboratory Reference: 1509-141
Project: 457-007

VOLATILES EPA 8260C
page 1 of 2

Matrix: Soil
Units: mg/kg

Analyte	Result	PQL	Method	Date Prepared	Date Analyzed	Flags
Client ID:	**CI-20-75.0**					
Laboratory ID:	09-141-14					
Dichlorodifluoromethane	ND	0.0013	EPA 8260C	9-22-15	9-22-15	
Chloromethane	ND	0.0063	EPA 8260C	9-22-15	9-22-15	
Vinyl Chloride	ND	0.0013	EPA 8260C	9-22-15	9-22-15	
Bromomethane	ND	0.0013	EPA 8260C	9-22-15	9-22-15	
Chloroethane	ND	0.0063	EPA 8260C	9-22-15	9-22-15	
Trichlorofluoromethane	ND	0.0013	EPA 8260C	9-22-15	9-22-15	
1,1-Dichloroethene	ND	0.0013	EPA 8260C	9-22-15	9-22-15	
Acetone	0.026	0.0063	EPA 8260C	9-22-15	9-22-15	
Iodomethane	ND	0.0063	EPA 8260C	9-22-15	9-22-15	
Carbon Disulfide	ND	0.0013	EPA 8260C	9-22-15	9-22-15	
Methylene Chloride	ND	0.0063	EPA 8260C	9-22-15	9-22-15	
(trans) 1,2-Dichloroethene	ND	0.0013	EPA 8260C	9-22-15	9-22-15	
Methyl t-Butyl Ether	ND	0.0013	EPA 8260C	9-22-15	9-22-15	
1,1-Dichloroethane	ND	0.0013	EPA 8260C	9-22-15	9-22-15	
Vinyl Acetate	ND	0.0063	EPA 8260C	9-22-15	9-22-15	
2,2-Dichloropropane	ND	0.0013	EPA 8260C	9-22-15	9-22-15	
(cis) 1,2-Dichloroethene	ND	0.0013	EPA 8260C	9-22-15	9-22-15	
2-Butanone	0.0069	0.0063	EPA 8260C	9-22-15	9-22-15	
Bromochloromethane	ND	0.0013	EPA 8260C	9-22-15	9-22-15	
Chloroform	ND	0.0013	EPA 8260C	9-22-15	9-22-15	
1,1,1-Trichloroethane	ND	0.0013	EPA 8260C	9-22-15	9-22-15	
Carbon Tetrachloride	ND	0.0013	EPA 8260C	9-22-15	9-22-15	
1,1-Dichloropropene	ND	0.0013	EPA 8260C	9-22-15	9-22-15	
Benzene	ND	0.0013	EPA 8260C	9-22-15	9-22-15	
1,2-Dichloroethane	ND	0.0013	EPA 8260C	9-22-15	9-22-15	
Trichloroethene	ND	0.0013	EPA 8260C	9-22-15	9-22-15	
1,2-Dichloropropane	ND	0.0013	EPA 8260C	9-22-15	9-22-15	
Dibromomethane	ND	0.0013	EPA 8260C	9-22-15	9-22-15	
Bromodichloromethane	ND	0.0013	EPA 8260C	9-22-15	9-22-15	
2-Chloroethyl Vinyl Ether	ND	0.0063	EPA 8260C	9-22-15	9-22-15	
(cis) 1,3-Dichloropropene	ND	0.0013	EPA 8260C	9-22-15	9-22-15	
Methyl Isobutyl Ketone	ND	0.0063	EPA 8260C	9-22-15	9-22-15	
Toluene	ND	0.0063	EPA 8260C	9-22-15	9-22-15	
(trans) 1,3-Dichloropropene	ND	0.0013	EPA 8260C	9-22-15	9-22-15	

This report pertains to the samples analyzed in accordance with the chain of custody,
and is intended only for the use of the individual or company to whom it is addressed.

Date of Report: September 23, 2015
Samples Submitted: September 16, 2015
Laboratory Reference: 1509-141
Project: 457-007

VOLATILES EPA 8260C
page 2 of 2

Analyte	Result	PQL	Method	Date Prepared	Date Analyzed	Flags
Client ID:	**CI-20-75.0**					
Laboratory ID:	09-141-14					
1,1,2-Trichloroethane	ND	0.0013	EPA 8260C	9-22-15	9-22-15	
Tetrachloroethene	ND	0.0013	EPA 8260C	9-22-15	9-22-15	
1,3-Dichloropropane	ND	0.0013	EPA 8260C	9-22-15	9-22-15	
2-Hexanone	ND	0.0063	EPA 8260C	9-22-15	9-22-15	
Dibromochloromethane	ND	0.0013	EPA 8260C	9-22-15	9-22-15	
1,2-Dibromoethane	ND	0.0013	EPA 8260C	9-22-15	9-22-15	
Chlorobenzene	ND	0.0013	EPA 8260C	9-22-15	9-22-15	
1,1,1,2-Tetrachloroethane	ND	0.0013	EPA 8260C	9-22-15	9-22-15	
Ethylbenzene	ND	0.0013	EPA 8260C	9-22-15	9-22-15	
m,p-Xylene	ND	0.0025	EPA 8260C	9-22-15	9-22-15	
o-Xylene	ND	0.0013	EPA 8260C	9-22-15	9-22-15	
Styrene	ND	0.0013	EPA 8260C	9-22-15	9-22-15	
Bromoform	ND	0.0013	EPA 8260C	9-22-15	9-22-15	
Isopropylbenzene	ND	0.0013	EPA 8260C	9-22-15	9-22-15	
Bromobenzene	ND	0.0013	EPA 8260C	9-22-15	9-22-15	
1,1,2,2-Tetrachloroethane	ND	0.0013	EPA 8260C	9-22-15	9-22-15	
1,2,3-Trichloropropane	ND	0.0013	EPA 8260C	9-22-15	9-22-15	
n-Propylbenzene	ND	0.0013	EPA 8260C	9-22-15	9-22-15	
2-Chlorotoluene	ND	0.0013	EPA 8260C	9-22-15	9-22-15	
4-Chlorotoluene	ND	0.0013	EPA 8260C	9-22-15	9-22-15	
1,3,5-Trimethylbenzene	ND	0.0013	EPA 8260C	9-22-15	9-22-15	
tert-Butylbenzene	ND	0.0013	EPA 8260C	9-22-15	9-22-15	
1,2,4-Trimethylbenzene	ND	0.0013	EPA 8260C	9-22-15	9-22-15	
sec-Butylbenzene	ND	0.0013	EPA 8260C	9-22-15	9-22-15	
1,3-Dichlorobenzene	ND	0.0013	EPA 8260C	9-22-15	9-22-15	
p-Isopropyltoluene	ND	0.0013	EPA 8260C	9-22-15	9-22-15	
1,4-Dichlorobenzene	ND	0.0013	EPA 8260C	9-22-15	9-22-15	
1,2-Dichlorobenzene	ND	0.0013	EPA 8260C	9-22-15	9-22-15	
n-Butylbenzene	ND	0.0013	EPA 8260C	9-22-15	9-22-15	
1,2-Dibromo-3-chloropropane	ND	0.0063	EPA 8260C	9-22-15	9-22-15	
1,2,4-Trichlorobenzene	ND	0.0013	EPA 8260C	9-22-15	9-22-15	
Hexachlorobutadiene	ND	0.0063	EPA 8260C	9-22-15	9-22-15	
Naphthalene	ND	0.0013	EPA 8260C	9-22-15	9-22-15	
1,2,3-Trichlorobenzene	ND	0.0013	EPA 8260C	9-22-15	9-22-15	
Surrogate:	*Percent Recovery*	*Control Limits*				
Dibromofluoromethane	*111*	*76-131*				
Toluene-d8	*110*	*83-126*				
4-Bromofluorobenzene	*111*	*60-146*				

This report pertains to the samples analyzed in accordance with the chain of custody,
and is intended only for the use of the individual or company to whom it is addressed.

Date of Report: September 23, 2015
Samples Submitted: September 16, 2015
Laboratory Reference: 1509-141
Project: 457-007

VOLATILES EPA 8260C
page 1 of 2

Matrix: Soil
Units: mg/kg

Analyte	Result	PQL	Method	Date Prepared	Date Analyzed	Flags
Client ID:	**CI-20-80.0**					
Laboratory ID:	09-141-15					
Dichlorodifluoromethane	ND	0.0012	EPA 8260C	9-22-15	9-22-15	
Chloromethane	ND	0.0062	EPA 8260C	9-22-15	9-22-15	
Vinyl Chloride	ND	0.0012	EPA 8260C	9-22-15	9-22-15	
Bromomethane	ND	0.0012	EPA 8260C	9-22-15	9-22-15	
Chloroethane	ND	0.0062	EPA 8260C	9-22-15	9-22-15	
Trichlorofluoromethane	ND	0.0012	EPA 8260C	9-22-15	9-22-15	
1,1-Dichloroethene	ND	0.0012	EPA 8260C	9-22-15	9-22-15	
Acetone	0.022	0.0062	EPA 8260C	9-22-15	9-22-15	
Iodomethane	ND	0.0062	EPA 8260C	9-22-15	9-22-15	
Carbon Disulfide	0.0015	0.0012	EPA 8260C	9-22-15	9-22-15	
Methylene Chloride	ND	0.0062	EPA 8260C	9-22-15	9-22-15	
(trans) 1,2-Dichloroethene	ND	0.0012	EPA 8260C	9-22-15	9-22-15	
Methyl t-Butyl Ether	ND	0.0012	EPA 8260C	9-22-15	9-22-15	
1,1-Dichloroethane	ND	0.0012	EPA 8260C	9-22-15	9-22-15	
Vinyl Acetate	ND	0.0062	EPA 8260C	9-22-15	9-22-15	
2,2-Dichloropropane	ND	0.0012	EPA 8260C	9-22-15	9-22-15	
(cis) 1,2-Dichloroethene	ND	0.0012	EPA 8260C	9-22-15	9-22-15	
2-Butanone	ND	0.0062	EPA 8260C	9-22-15	9-22-15	
Bromochloromethane	ND	0.0012	EPA 8260C	9-22-15	9-22-15	
Chloroform	ND	0.0012	EPA 8260C	9-22-15	9-22-15	
1,1,1-Trichloroethane	ND	0.0012	EPA 8260C	9-22-15	9-22-15	
Carbon Tetrachloride	ND	0.0012	EPA 8260C	9-22-15	9-22-15	
1,1-Dichloropropene	ND	0.0012	EPA 8260C	9-22-15	9-22-15	
Benzene	ND	0.0012	EPA 8260C	9-22-15	9-22-15	
1,2-Dichloroethane	ND	0.0012	EPA 8260C	9-22-15	9-22-15	
Trichloroethene	ND	0.0012	EPA 8260C	9-22-15	9-22-15	
1,2-Dichloropropane	ND	0.0012	EPA 8260C	9-22-15	9-22-15	
Dibromomethane	ND	0.0012	EPA 8260C	9-22-15	9-22-15	
Bromodichloromethane	ND	0.0012	EPA 8260C	9-22-15	9-22-15	
2-Chloroethyl Vinyl Ether	ND	0.0062	EPA 8260C	9-22-15	9-22-15	
(cis) 1,3-Dichloropropene	ND	0.0012	EPA 8260C	9-22-15	9-22-15	
Methyl Isobutyl Ketone	ND	0.0062	EPA 8260C	9-22-15	9-22-15	
Toluene	ND	0.0062	EPA 8260C	9-22-15	9-22-15	
(trans) 1,3-Dichloropropene	ND	0.0012	EPA 8260C	9-22-15	9-22-15	

This report pertains to the samples analyzed in accordance with the chain of custody,
and is intended only for the use of the individual or company to whom it is addressed.

Date of Report: September 23, 2015
Samples Submitted: September 16, 2015
Laboratory Reference: 1509-141
Project: 457-007

VOLATILES EPA 8260C
page 2 of 2

Analyte	Result	PQL	Method	Date Prepared	Date Analyzed	Flags
Client ID:	**CI-20-80.0**					
Laboratory ID:	09-141-15					
1,1,2-Trichloroethane	ND	0.0012	EPA 8260C	9-22-15	9-22-15	
Tetrachloroethene	ND	0.0012	EPA 8260C	9-22-15	9-22-15	
1,3-Dichloropropane	ND	0.0012	EPA 8260C	9-22-15	9-22-15	
2-Hexanone	ND	0.0062	EPA 8260C	9-22-15	9-22-15	
Dibromochloromethane	ND	0.0012	EPA 8260C	9-22-15	9-22-15	
1,2-Dibromoethane	ND	0.0012	EPA 8260C	9-22-15	9-22-15	
Chlorobenzene	ND	0.0012	EPA 8260C	9-22-15	9-22-15	
1,1,1,2-Tetrachloroethane	ND	0.0012	EPA 8260C	9-22-15	9-22-15	
Ethylbenzene	ND	0.0012	EPA 8260C	9-22-15	9-22-15	
m,p-Xylene	ND	0.0025	EPA 8260C	9-22-15	9-22-15	
o-Xylene	ND	0.0012	EPA 8260C	9-22-15	9-22-15	
Styrene	ND	0.0012	EPA 8260C	9-22-15	9-22-15	
Bromoform	ND	0.0012	EPA 8260C	9-22-15	9-22-15	
Isopropylbenzene	ND	0.0012	EPA 8260C	9-22-15	9-22-15	
Bromobenzene	ND	0.0012	EPA 8260C	9-22-15	9-22-15	
1,1,2,2-Tetrachloroethane	ND	0.0012	EPA 8260C	9-22-15	9-22-15	
1,2,3-Trichloropropane	ND	0.0012	EPA 8260C	9-22-15	9-22-15	
n-Propylbenzene	ND	0.0012	EPA 8260C	9-22-15	9-22-15	
2-Chlorotoluene	ND	0.0012	EPA 8260C	9-22-15	9-22-15	
4-Chlorotoluene	ND	0.0012	EPA 8260C	9-22-15	9-22-15	
1,3,5-Trimethylbenzene	ND	0.0012	EPA 8260C	9-22-15	9-22-15	
tert-Butylbenzene	ND	0.0012	EPA 8260C	9-22-15	9-22-15	
1,2,4-Trimethylbenzene	ND	0.0012	EPA 8260C	9-22-15	9-22-15	
sec-Butylbenzene	ND	0.0012	EPA 8260C	9-22-15	9-22-15	
1,3-Dichlorobenzene	ND	0.0012	EPA 8260C	9-22-15	9-22-15	
p-Isopropyltoluene	ND	0.0012	EPA 8260C	9-22-15	9-22-15	
1,4-Dichlorobenzene	ND	0.0012	EPA 8260C	9-22-15	9-22-15	
1,2-Dichlorobenzene	ND	0.0012	EPA 8260C	9-22-15	9-22-15	
n-Butylbenzene	ND	0.0012	EPA 8260C	9-22-15	9-22-15	
1,2-Dibromo-3-chloropropane	ND	0.0062	EPA 8260C	9-22-15	9-22-15	
1,2,4-Trichlorobenzene	ND	0.0012	EPA 8260C	9-22-15	9-22-15	
Hexachlorobutadiene	ND	0.0062	EPA 8260C	9-22-15	9-22-15	
Naphthalene	ND	0.0012	EPA 8260C	9-22-15	9-22-15	
1,2,3-Trichlorobenzene	ND	0.0012	EPA 8260C	9-22-15	9-22-15	
Surrogate:	*Percent Recovery*	*Control Limits*				
Dibromofluoromethane	*105*	*76-131*				
Toluene-d8	*104*	*83-126*				
4-Bromofluorobenzene	*105*	*60-146*				

This report pertains to the samples analyzed in accordance with the chain of custody,
and is intended only for the use of the individual or company to whom it is addressed.

Date of Report: September 23, 2015
Samples Submitted: September 16, 2015
Laboratory Reference: 1509-141
Project: 457-007

VOLATILES EPA 8260C
METHOD BLANK QUALITY CONTROL
page 1 of 2

Matrix: Soil
Units: mg/kg

Analyte	Result	PQL	Method	Date Prepared	Date Analyzed	Flags
Laboratory ID:	MB0922S1					
Dichlorodifluoromethane	ND	0.0010	EPA 8260C	9-22-15	9-22-15	
Chloromethane	ND	0.0050	EPA 8260C	9-22-15	9-22-15	
Vinyl Chloride	ND	0.0010	EPA 8260C	9-22-15	9-22-15	
Bromomethane	ND	0.0010	EPA 8260C	9-22-15	9-22-15	
Chloroethane	ND	0.0050	EPA 8260C	9-22-15	9-22-15	
Trichlorofluoromethane	ND	0.0010	EPA 8260C	9-22-15	9-22-15	
1,1-Dichloroethene	ND	0.0010	EPA 8260C	9-22-15	9-22-15	
Acetone	ND	0.0050	EPA 8260C	9-22-15	9-22-15	
Iodomethane	ND	0.0050	EPA 8260C	9-22-15	9-22-15	
Carbon Disulfide	ND	0.0010	EPA 8260C	9-22-15	9-22-15	
Methylene Chloride	ND	0.0050	EPA 8260C	9-22-15	9-22-15	
(trans) 1,2-Dichloroethene	ND	0.0010	EPA 8260C	9-22-15	9-22-15	
Methyl t-Butyl Ether	ND	0.0010	EPA 8260C	9-22-15	9-22-15	
1,1-Dichloroethane	ND	0.0010	EPA 8260C	9-22-15	9-22-15	
Vinyl Acetate	ND	0.0050	EPA 8260C	9-22-15	9-22-15	
2,2-Dichloropropane	ND	0.0010	EPA 8260C	9-22-15	9-22-15	
(cis) 1,2-Dichloroethene	ND	0.0010	EPA 8260C	9-22-15	9-22-15	
2-Butanone	ND	0.0050	EPA 8260C	9-22-15	9-22-15	
Bromochloromethane	ND	0.0010	EPA 8260C	9-22-15	9-22-15	
Chloroform	ND	0.0010	EPA 8260C	9-22-15	9-22-15	
1,1,1-Trichloroethane	ND	0.0010	EPA 8260C	9-22-15	9-22-15	
Carbon Tetrachloride	ND	0.0010	EPA 8260C	9-22-15	9-22-15	
1,1-Dichloropropene	ND	0.0010	EPA 8260C	9-22-15	9-22-15	
Benzene	ND	0.0010	EPA 8260C	9-22-15	9-22-15	
1,2-Dichloroethane	ND	0.0010	EPA 8260C	9-22-15	9-22-15	
Trichloroethene	ND	0.0010	EPA 8260C	9-22-15	9-22-15	
1,2-Dichloropropane	ND	0.0010	EPA 8260C	9-22-15	9-22-15	
Dibromomethane	ND	0.0010	EPA 8260C	9-22-15	9-22-15	
Bromodichloromethane	ND	0.0010	EPA 8260C	9-22-15	9-22-15	
2-Chloroethyl Vinyl Ether	ND	0.0050	EPA 8260C	9-22-15	9-22-15	
(cis) 1,3-Dichloropropene	ND	0.0010	EPA 8260C	9-22-15	9-22-15	
Methyl Isobutyl Ketone	ND	0.0050	EPA 8260C	9-22-15	9-22-15	
Toluene	ND	0.0050	EPA 8260C	9-22-15	9-22-15	
(trans) 1,3-Dichloropropene	ND	0.0010	EPA 8260C	9-22-15	9-22-15	

This report pertains to the samples analyzed in accordance with the chain of custody,
and is intended only for the use of the individual or company to whom it is addressed.

Date of Report: September 23, 2015
Samples Submitted: September 16, 2015
Laboratory Reference: 1509-141
Project: 457-007

VOLATILES EPA 8260C
METHOD BLANK QUALITY CONTROL
page 2 of 2

Analyte	Result	PQL	Method	Date Prepared	Date Analyzed	Flags
Laboratory ID:	MB0922S1					
1,1,2-Trichloroethane	ND	0.0010	EPA 8260C	9-22-15	9-22-15	
Tetrachloroethene	ND	0.0010	EPA 8260C	9-22-15	9-22-15	
1,3-Dichloropropane	ND	0.0010	EPA 8260C	9-22-15	9-22-15	
2-Hexanone	ND	0.0050	EPA 8260C	9-22-15	9-22-15	
Dibromochloromethane	ND	0.0010	EPA 8260C	9-22-15	9-22-15	
1,2-Dibromoethane	ND	0.0010	EPA 8260C	9-22-15	9-22-15	
Chlorobenzene	ND	0.0010	EPA 8260C	9-22-15	9-22-15	
1,1,1,2-Tetrachloroethane	ND	0.0010	EPA 8260C	9-22-15	9-22-15	
Ethylbenzene	ND	0.0010	EPA 8260C	9-22-15	9-22-15	
m,p-Xylene	ND	0.0020	EPA 8260C	9-22-15	9-22-15	
o-Xylene	ND	0.0010	EPA 8260C	9-22-15	9-22-15	
Styrene	ND	0.0010	EPA 8260C	9-22-15	9-22-15	
Bromoform	ND	0.0010	EPA 8260C	9-22-15	9-22-15	
Isopropylbenzene	ND	0.0010	EPA 8260C	9-22-15	9-22-15	
Bromobenzene	ND	0.0010	EPA 8260C	9-22-15	9-22-15	
1,1,2,2-Tetrachloroethane	ND	0.0010	EPA 8260C	9-22-15	9-22-15	
1,2,3-Trichloropropane	ND	0.0010	EPA 8260C	9-22-15	9-22-15	
n-Propylbenzene	ND	0.0010	EPA 8260C	9-22-15	9-22-15	
2-Chlorotoluene	ND	0.0010	EPA 8260C	9-22-15	9-22-15	
4-Chlorotoluene	ND	0.0010	EPA 8260C	9-22-15	9-22-15	
1,3,5-Trimethylbenzene	ND	0.0010	EPA 8260C	9-22-15	9-22-15	
tert-Butylbenzene	ND	0.0010	EPA 8260C	9-22-15	9-22-15	
1,2,4-Trimethylbenzene	ND	0.0010	EPA 8260C	9-22-15	9-22-15	
sec-Butylbenzene	ND	0.0010	EPA 8260C	9-22-15	9-22-15	
1,3-Dichlorobenzene	ND	0.0010	EPA 8260C	9-22-15	9-22-15	
p-Isopropyltoluene	ND	0.0010	EPA 8260C	9-22-15	9-22-15	
1,4-Dichlorobenzene	ND	0.0010	EPA 8260C	9-22-15	9-22-15	
1,2-Dichlorobenzene	ND	0.0010	EPA 8260C	9-22-15	9-22-15	
n-Butylbenzene	ND	0.0010	EPA 8260C	9-22-15	9-22-15	
1,2-Dibromo-3-chloropropane	ND	0.0050	EPA 8260C	9-22-15	9-22-15	
1,2,4-Trichlorobenzene	ND	0.0010	EPA 8260C	9-22-15	9-22-15	
Hexachlorobutadiene	ND	0.0050	EPA 8260C	9-22-15	9-22-15	
Naphthalene	ND	0.0010	EPA 8260C	9-22-15	9-22-15	
1,2,3-Trichlorobenzene	ND	0.0010	EPA 8260C	9-22-15	9-22-15	
Surrogate:	*Percent Recovery*	*Control Limits*				
Dibromofluoromethane	*109*	*76-131*				
Toluene-d8	*110*	*83-126*				
4-Bromofluorobenzene	*113*	*60-146*				

This report pertains to the samples analyzed in accordance with the chain of custody,
and is intended only for the use of the individual or company to whom it is addressed.

Date of Report: September 23, 2015
Samples Submitted: September 16, 2015
Laboratory Reference: 1509-141
Project: 457-007

VOLATILES EPA 8260C
MS/MSD QUALITY CONTROL

Matrix: Soil
Units: mg/kg

Analyte	Result		Spike Level		Source Result	Percent Recovery		Recovery Limits	RPD	RPD Limit	Flags
MATRIX SPIKES											
Laboratory ID:	09-180-01										
	MS	MSD	MS	MSD		MS	MSD				
1,1-Dichloroethene	**0.0364**	**0.0402**	0.0473	0.0466	ND	77	86	60-122	11	16	
Benzene	**0.0375**	**0.0390**	0.0473	0.0466	ND	79	84	61-121	5	14	
Trichloroethene	**0.0330**	**0.0346**	0.0473	0.0466	ND	70	74	60-114	6	18	
Toluene	**0.0377**	**0.0392**	0.0473	0.0466	ND	80	84	61-113	5	18	
Chlorobenzene	**0.0345**	**0.0343**	0.0473	0.0466	ND	73	74	60-120	1	17	
Surrogate:											
Dibromofluoromethane						*102*	*101*	*76-131*			
Toluene-d8						*103*	*104*	*82-129*			
4-Bromofluorobenzene						*101*	*101*	*79-126*			

This report pertains to the samples analyzed in accordance with the chain of custody,
and is intended only for the use of the individual or company to whom it is addressed.

Date of Report: September 23, 2015
Samples Submitted: September 16, 2015
Laboratory Reference: 1509-141
Project: 457-007

% MOISTURE

Date Analyzed: 9-18-15

Client ID	Lab ID	% Moisture
CI-20-8.0	09-141-01	6
CI-20-20.0	09-141-04	28
CI-20-40.0	09-141-08	30
CI-20-55.0	09-141-11	30
CI-20-70.0	09-141-13	24
CI-20-75.0	09-141-14	28
CI-20-80.0	09-141-15	21

This report pertains to the samples analyzed in accordance with the chain of custody,
and is intended only for the use of the individual or company to whom it is addressed.

OnSite Environmental Inc.

Data Qualifiers and Abbreviations

A - Due to a high sample concentration, the amount spiked is insufficient for meaningful MS/MSD recovery data.

B - The analyte indicated was also found in the blank sample.

C - The duplicate RPD is outside control limits due to high result variability when analyte concentrations are within five times the quantitation limit.

E - The value reported exceeds the quantitation range and is an estimate.

F - Surrogate recovery data is not available due to the high concentration of coeluting target compounds.

H - The analyte indicated is a common laboratory solvent and may have been introduced during sample preparation, and be impacting the sample result.

I - Compound recovery is outside of the control limits.

J - The value reported was below the practical quantitation limit. The value is an estimate.

K - Sample duplicate RPD is outside control limits due to sample inhomogeneity. The sample was re-extracted and re-analyzed with similar results.

L - The RPD is outside of the control limits.

M - Hydrocarbons in the gasoline range are impacting the diesel range result.

M1 - Hydrocarbons in the gasoline range (toluene-napthalene) are present in the sample.

N - Hydrocarbons in the lube oil range are impacting the diesel range result.

N1 - Hydrocarbons in diesel range are impacting lube oil range results.

O - Hydrocarbons indicative of heavier fuels are present in the sample and are impacting the gasoline result.

P - The RPD of the detected concentrations between the two columns is greater than 40.

Q - Surrogate recovery is outside of the control limits.

S - Surrogate recovery data is not available due to the necessary dilution of the sample.

T - The sample chromatogram is not similar to a typical _____.

U - The analyte was analyzed for, but was not detected above the reported sample quantitation limit.

U1 - The practical quantitation limit is elevated due to interferences present in the sample.

V - Matrix Spike/Matrix Spike Duplicate recoveries are outside control limits due to matrix effects.

W - Matrix Spike/Matrix Spike Duplicate RPD are outside control limits due to matrix effects.

X - Sample extract treated with a mercury cleanup procedure.

X1- Sample extract treated with a Sulfuric acid/Silica gel cleanup procedure.

Y - The calibration verification for this analyte exceeded the 20% drift specified in method 8260C, and therefore the reported result should be considered an estimate. The overall performance of the calibration verification standard met the acceptance criteria of the method.

Z -

ND - Not Detected at PQL
PQL - Practical Quantitation Limit
RPD - Relative Percent Difference

This report pertains to the samples analyzed in accordance with the chain of custody, and is intended only for the use of the individual or company to whom it is addressed.

Chain of Custody

OnSite Environmental Inc.
Analytical Laboratory Testing Services
14648 NE 95th Street • Redmond, WA 98052
Phone: (425) 883-3881 • www.onsite-env.com

Company: FARALLON CONSULTING
Project Number: 457-007
Project Name: CAPITAL INDUSTRIES
Project Manager: JEN MOORE/JEFF KASTAR
Sampled by: ANDREW TAYLOR

Turnaround Request (in working days)
(Check One)
☐ Same Day ☐ 1 Day
☐ 2 Days ☐ 3 Days
☒ Standard (7 Days) (TPH analysis 5 Days)
☐ _____ (other)

Laboratory Number: 09-141

Lab ID	Sample Identification	Date Sampled	Time Sampled	Matrix	Number of Containers	NWTPH-HCID	NWTPH-Gx/BTEX	NWTPH-Gx	NWTPH-Dx	Volatiles 8260C	~~Halogenated~~ Volatiles 8260C	Semivolatiles 8270D/SIM (with low-level PAHs)	PAHs 8270D/SIM (low-level)	PCBs 8082A	Organochlorine Pesticides 8081B	Organophosphorus Pesticides 8270D/SIM	Chlorinated Acid Herbicides 8151A	Total RCRA Metals	Total MTCA Metals	TCLP Metals	HEM (oil and grease) 1664A	% Moisture
1	CI-20-8.0	9/15/15	8:15	SOIL	4					DB 10/9/15 *	X											X
2	CI-20-10.0		9:45																			
3	CI-20-15.0		9:54																			
4	CI-20-20.0		9:55								X											X
5	CI-20-25.0		10:25																			
6	CI-20-30.0		10:28																			
7	CI-20-35.0		10:53																			
8	CI-20-40.0		10:55								X											X
9	CI-20-45.0		11:25																			
10	CI-20-50.0		11:28																			

	Signature	Company	Date	Time
Relinquished		FARALLON	9/16/15	10:10
Received		ONSITE	9/16/15	1010
Relinquished				
Received				
Relinquished				
Received				
Reviewed/Date		Reviewed/Date		

Comments/Special Instructions
~~PM will call w/ analyses~~
X Added 9/17/15. DB
* Request full list VOCs. 10/9/15. DB

Chromatograms with final report ☐

Data Package: Standard ☐ Level III ☐ Level IV ☐
Electronic Data Deliverables (EDDs) ☐ _____

Chain of Custody

OnSite Environmental Inc.
Analytical Laboratory Testing Services
14648 NE 95th Street • Redmond, WA 98052
Phone: (425) 883-3881 • www.onsite-env.com

Company: FARALLON CONSULTING
Project Number: 457-007
Project Name: CAPITAL INDUSTRIES
Project Manager: JEN MOORE/JEFF KASPAR
Sampled by: ANDREW TAYLOR

Turnaround Request (in working days)
(Check One)
☐ Same Day ☐ 1 Day
☐ 2 Days ☐ 3 Days
☒ Standard (7 Days) (TPH analysis 5 Days)
☐ _____ (other)

Laboratory Number: 09-141

Lab ID	Sample Identification	Date Sampled	Time Sampled	Matrix	Number of Containers	NWTPH-HCID	NWTPH-Gx/BTEX	NWTPH-Gx	NWTPH-Dx	Volatiles 8260C DB 10/9/15	~~Halogenated~~ Volatiles 8260C	Semivolatiles 8270D/SIM (with low-level PAHs)	PAHs 8270D/SIM (low-level)	PCBs 8082A	Organochlorine Pesticides 8081B	Organophosphorus Pesticides 8270D/SIM	Chlorinated Acid Herbicides 8151A	Total RCRA Metals	Total MTCA Metals	TCLP Metals	HEM (oil and grease) 1664A	% Moisture
11	CI-20-55.0	9/15/15	12:05	SOIL	4						X											X
12	CI-20-65.0		12:55																			
13	CI-20-70.0		13:00								X											X
14	CI-20-75.0		13:30								X											X
15	CI-20-80.0		13:35								X											X

	Signature	Company	Date	Time
Relinquished		FARALLON	9/16/15	10:10
Received		CSE	9/16/15	1010
Relinquished				
Received				
Relinquished				
Received				
Reviewed/Date		Reviewed/Date		

Comments/Special Instructions
~~PM WILL CALL W/ ANALYSIS~~

Chromatograms with final report ☐

Data Package: Standard ☐ Level III ☐ Level IV ☐
Electronic Data Deliverables (EDDs) ☐ _____

OnSite Environmental Inc.
14648 NE 95th Street, Redmond, WA 98052 • (425) 883-3881

October 20, 2015

Jeff Kaspar
Farallon Consulting, LLC
975 5th Avenue NW
Issaquah, WA 98027

Re: Analytical Data for Project 457-001
Laboratory Reference No. 1510-084

Dear Jeff:

Enclosed are the analytical results and associated quality control data for samples submitted on October 12, 2015.

The standard policy of OnSite Environmental, Inc. is to store your samples for 30 days from the date of receipt. If you require longer storage, please contact the laboratory.

We appreciate the opportunity to be of service to you on this project. If you have any questions concerning the data, or need additional information, please feel free to call me.

Sincerely,

David Baumeister
Project Manager

Enclosures

This report pertains to the samples analyzed in accordance with the chain of custody,
and is intended only for the use of the individual or company to whom it is addressed.

Date of Report: October 20, 2015
Samples Submitted: October 12, 2015
Laboratory Reference: 1510-084
Project: 457-001

Case Narrative

Samples were collected on October 10 and 11, 2015 and received by the laboratory on October 12, 2015. They were maintained at the laboratory at a temperature of 2°C to 6°C.

Please note that any and all soil sample results are reported on a dry-weight basis, unless otherwise noted below.

General QA/QC issues associated with the analytical data enclosed in this laboratory report will be indicated with a reference to a comment or explanation on the Data Qualifier page. More complex and involved QA/QC issues will be discussed in detail below.

Halogenated Volatiles EPA 8260C (soil) Analysis

Per EPA Method 5035A, samples were received by the laboratory in pre-weighed 40 mL VOA vials within 48 hours of sample collection. They were stored in a freezer at between -7°C and -20°C until extraction or analysis.

Some MTCA Method A cleanup levels are non-achievable for sample P2-10-1.0 due to the insufficient amount of sample in the VOA vial.

Any other QA/QC issues associated with this extraction and analysis will be indicated with a footnote reference and discussed in detail on the Data Qualifier page.

This report pertains to the samples analyzed in accordance with the chain of custody,
and is intended only for the use of the individual or company to whom it is addressed.

Date of Report: October 20, 2015
Samples Submitted: October 12, 2015
Laboratory Reference: 1510-084
Project: 457-001

HALOGENATED VOLATILES EPA 8260C
page 1 of 2

Matrix: Soil
Units: mg/kg

Analyte	Result	PQL	Method	Date Prepared	Date Analyzed	Flags
Client ID:	**P2-9-1.0**					
Laboratory ID:	10-084-01					
Dichlorodifluoromethane	ND	0.00095	EPA 8260C	10-12-15	10-12-15	
Chloromethane	ND	0.0047	EPA 8260C	10-12-15	10-12-15	
Vinyl Chloride	ND	0.00095	EPA 8260C	10-12-15	10-12-15	
Bromomethane	ND	0.00095	EPA 8260C	10-12-15	10-12-15	
Chloroethane	ND	0.0047	EPA 8260C	10-12-15	10-12-15	
Trichlorofluoromethane	ND	0.00095	EPA 8260C	10-12-15	10-12-15	
1,1-Dichloroethene	ND	0.00095	EPA 8260C	10-12-15	10-12-15	
Iodomethane	ND	0.0047	EPA 8260C	10-12-15	10-12-15	
Methylene Chloride	ND	0.0047	EPA 8260C	10-12-15	10-12-15	
(trans) 1,2-Dichloroethene	ND	0.00095	EPA 8260C	10-12-15	10-12-15	
1,1-Dichloroethane	ND	0.00095	EPA 8260C	10-12-15	10-12-15	
2,2-Dichloropropane	ND	0.00095	EPA 8260C	10-12-15	10-12-15	
(cis) 1,2-Dichloroethene	ND	0.00095	EPA 8260C	10-12-15	10-12-15	
Bromochloromethane	ND	0.00095	EPA 8260C	10-12-15	10-12-15	
Chloroform	ND	0.00095	EPA 8260C	10-12-15	10-12-15	
1,1,1-Trichloroethane	ND	0.00095	EPA 8260C	10-12-15	10-12-15	
Carbon Tetrachloride	ND	0.00095	EPA 8260C	10-12-15	10-12-15	
1,1-Dichloropropene	ND	0.00095	EPA 8260C	10-12-15	10-12-15	
1,2-Dichloroethane	ND	0.00095	EPA 8260C	10-12-15	10-12-15	
Trichloroethene	ND	0.00095	EPA 8260C	10-12-15	10-12-15	
1,2-Dichloropropane	ND	0.00095	EPA 8260C	10-12-15	10-12-15	
Dibromomethane	ND	0.00095	EPA 8260C	10-12-15	10-12-15	
Bromodichloromethane	ND	0.00095	EPA 8260C	10-12-15	10-12-15	
2-Chloroethyl Vinyl Ether	ND	0.0047	EPA 8260C	10-12-15	10-12-15	
(cis) 1,3-Dichloropropene	ND	0.00095	EPA 8260C	10-12-15	10-12-15	
(trans) 1,3-Dichloropropene	ND	0.00095	EPA 8260C	10-12-15	10-12-15	

This report pertains to the samples analyzed in accordance with the chain of custody,
and is intended only for the use of the individual or company to whom it is addressed.

Date of Report: October 20, 2015
Samples Submitted: October 12, 2015
Laboratory Reference: 1510-084
Project: 457-001

HALOGENATED VOLATILES EPA 8260C
page 2 of 2

Analyte	Result	PQL	Method	Date Prepared	Date Analyzed	Flags
Client ID:	**P2-9-1.0**					
Laboratory ID:	10-084-01					
1,1,2-Trichloroethane	ND	0.00095	EPA 8260C	10-12-15	10-12-15	
Tetrachloroethene	ND	0.00095	EPA 8260C	10-12-15	10-12-15	
1,3-Dichloropropane	ND	0.00095	EPA 8260C	10-12-15	10-12-15	
Dibromochloromethane	ND	0.00095	EPA 8260C	10-12-15	10-12-15	
1,2-Dibromoethane	ND	0.00095	EPA 8260C	10-12-15	10-12-15	
Chlorobenzene	ND	0.00095	EPA 8260C	10-12-15	10-12-15	
1,1,1,2-Tetrachloroethane	ND	0.00095	EPA 8260C	10-12-15	10-12-15	
Bromoform	ND	0.00095	EPA 8260C	10-12-15	10-12-15	
Bromobenzene	ND	0.00095	EPA 8260C	10-12-15	10-12-15	
1,1,2,2-Tetrachloroethane	ND	0.00095	EPA 8260C	10-12-15	10-12-15	
1,2,3-Trichloropropane	ND	0.00095	EPA 8260C	10-12-15	10-12-15	
2-Chlorotoluene	ND	0.00095	EPA 8260C	10-12-15	10-12-15	
4-Chlorotoluene	ND	0.00095	EPA 8260C	10-12-15	10-12-15	
1,3-Dichlorobenzene	ND	0.00095	EPA 8260C	10-12-15	10-12-15	
1,4-Dichlorobenzene	ND	0.00095	EPA 8260C	10-12-15	10-12-15	
1,2-Dichlorobenzene	ND	0.00095	EPA 8260C	10-12-15	10-12-15	
1,2-Dibromo-3-chloropropane	ND	0.0047	EPA 8260C	10-12-15	10-12-15	
1,2,4-Trichlorobenzene	ND	0.00095	EPA 8260C	10-12-15	10-12-15	
Hexachlorobutadiene	ND	0.0047	EPA 8260C	10-12-15	10-12-15	
1,2,3-Trichlorobenzene	ND	0.00095	EPA 8260C	10-12-15	10-12-15	
Surrogate:	***Percent Recovery***	***Control Limits***				
Dibromofluoromethane	***114***	***76-131***				
Toluene-d8	***106***	***82-129***				
4-Bromofluorobenzene	***101***	***79-126***				

This report pertains to the samples analyzed in accordance with the chain of custody,
and is intended only for the use of the individual or company to whom it is addressed.

Date of Report: October 20, 2015
Samples Submitted: October 12, 2015
Laboratory Reference: 1510-084
Project: 457-001

HALOGENATED VOLATILES EPA 8260C
page 1 of 2

Matrix: Soil
Units: mg/kg

Analyte	Result	PQL	Method	Date Prepared	Date Analyzed	Flags
Client ID:	**P2-9-3.0**					
Laboratory ID:	10-084-02					
Dichlorodifluoromethane	ND	0.0011	EPA 8260C	10-12-15	10-12-15	
Chloromethane	ND	0.0053	EPA 8260C	10-12-15	10-12-15	
Vinyl Chloride	ND	0.0011	EPA 8260C	10-12-15	10-12-15	
Bromomethane	ND	0.0011	EPA 8260C	10-12-15	10-12-15	
Chloroethane	ND	0.0053	EPA 8260C	10-12-15	10-12-15	
Trichlorofluoromethane	ND	0.0011	EPA 8260C	10-12-15	10-12-15	
1,1-Dichloroethene	ND	0.0011	EPA 8260C	10-12-15	10-12-15	
Iodomethane	ND	0.0053	EPA 8260C	10-12-15	10-12-15	
Methylene Chloride	ND	0.0053	EPA 8260C	10-12-15	10-12-15	
(trans) 1,2-Dichloroethene	ND	0.0011	EPA 8260C	10-12-15	10-12-15	
1,1-Dichloroethane	ND	0.0011	EPA 8260C	10-12-15	10-12-15	
2,2-Dichloropropane	ND	0.0011	EPA 8260C	10-12-15	10-12-15	
(cis) 1,2-Dichloroethene	ND	0.0011	EPA 8260C	10-12-15	10-12-15	
Bromochloromethane	ND	0.0011	EPA 8260C	10-12-15	10-12-15	
Chloroform	ND	0.0011	EPA 8260C	10-12-15	10-12-15	
1,1,1-Trichloroethane	ND	0.0011	EPA 8260C	10-12-15	10-12-15	
Carbon Tetrachloride	ND	0.0011	EPA 8260C	10-12-15	10-12-15	
1,1-Dichloropropene	ND	0.0011	EPA 8260C	10-12-15	10-12-15	
1,2-Dichloroethane	ND	0.0011	EPA 8260C	10-12-15	10-12-15	
Trichloroethene	ND	0.0011	EPA 8260C	10-12-15	10-12-15	
1,2-Dichloropropane	ND	0.0011	EPA 8260C	10-12-15	10-12-15	
Dibromomethane	ND	0.0011	EPA 8260C	10-12-15	10-12-15	
Bromodichloromethane	ND	0.0011	EPA 8260C	10-12-15	10-12-15	
2-Chloroethyl Vinyl Ether	ND	0.0053	EPA 8260C	10-12-15	10-12-15	
(cis) 1,3-Dichloropropene	ND	0.0011	EPA 8260C	10-12-15	10-12-15	
(trans) 1,3-Dichloropropene	ND	0.0011	EPA 8260C	10-12-15	10-12-15	

This report pertains to the samples analyzed in accordance with the chain of custody,
and is intended only for the use of the individual or company to whom it is addressed.

Date of Report: October 20, 2015
Samples Submitted: October 12, 2015
Laboratory Reference: 1510-084
Project: 457-001

HALOGENATED VOLATILES EPA 8260C
page 2 of 2

Analyte	Result	PQL	Method	Date Prepared	Date Analyzed	Flags
Client ID:	**P2-9-3.0**					
Laboratory ID:	10-084-02					
1,1,2-Trichloroethane	ND	0.0011	EPA 8260C	10-12-15	10-12-15	
Tetrachloroethene	0.0032	0.0011	EPA 8260C	10-12-15	10-12-15	
1,3-Dichloropropane	ND	0.0011	EPA 8260C	10-12-15	10-12-15	
Dibromochloromethane	ND	0.0011	EPA 8260C	10-12-15	10-12-15	
1,2-Dibromoethane	ND	0.0011	EPA 8260C	10-12-15	10-12-15	
Chlorobenzene	ND	0.0011	EPA 8260C	10-12-15	10-12-15	
1,1,1,2-Tetrachloroethane	ND	0.0011	EPA 8260C	10-12-15	10-12-15	
Bromoform	ND	0.0011	EPA 8260C	10-12-15	10-12-15	
Bromobenzene	ND	0.0011	EPA 8260C	10-12-15	10-12-15	
1,1,2,2-Tetrachloroethane	ND	0.0011	EPA 8260C	10-12-15	10-12-15	
1,2,3-Trichloropropane	ND	0.0011	EPA 8260C	10-12-15	10-12-15	
2-Chlorotoluene	ND	0.0011	EPA 8260C	10-12-15	10-12-15	
4-Chlorotoluene	ND	0.0011	EPA 8260C	10-12-15	10-12-15	
1,3-Dichlorobenzene	ND	0.0011	EPA 8260C	10-12-15	10-12-15	
1,4-Dichlorobenzene	ND	0.0011	EPA 8260C	10-12-15	10-12-15	
1,2-Dichlorobenzene	ND	0.0011	EPA 8260C	10-12-15	10-12-15	
1,2-Dibromo-3-chloropropane	ND	0.0053	EPA 8260C	10-12-15	10-12-15	
1,2,4-Trichlorobenzene	ND	0.0011	EPA 8260C	10-12-15	10-12-15	
Hexachlorobutadiene	ND	0.0053	EPA 8260C	10-12-15	10-12-15	
1,2,3-Trichlorobenzene	ND	0.0011	EPA 8260C	10-12-15	10-12-15	
Surrogate:	***Percent Recovery***	***Control Limits***				
Dibromofluoromethane	***113***	***76-131***				
Toluene-d8	***106***	***82-129***				
4-Bromofluorobenzene	***97***	***79-126***				

This report pertains to the samples analyzed in accordance with the chain of custody,
and is intended only for the use of the individual or company to whom it is addressed.

Date of Report: October 20, 2015
Samples Submitted: October 12, 2015
Laboratory Reference: 1510-084
Project: 457-001

HALOGENATED VOLATILES EPA 8260C
page 1 of 2

Matrix: Soil
Units: mg/kg

Analyte	Result	PQL	Method	Date Prepared	Date Analyzed	Flags
Client ID:	**P2-9-5.0**					
Laboratory ID:	10-084-03					
Dichlorodifluoromethane	ND	0.00092	EPA 8260C	10-12-15	10-12-15	
Chloromethane	ND	0.0046	EPA 8260C	10-12-15	10-12-15	
Vinyl Chloride	ND	0.00092	EPA 8260C	10-12-15	10-12-15	
Bromomethane	ND	0.00092	EPA 8260C	10-12-15	10-12-15	
Chloroethane	ND	0.0046	EPA 8260C	10-12-15	10-12-15	
Trichlorofluoromethane	ND	0.00092	EPA 8260C	10-12-15	10-12-15	
1,1-Dichloroethene	ND	0.00092	EPA 8260C	10-12-15	10-12-15	
Iodomethane	ND	0.0046	EPA 8260C	10-12-15	10-12-15	
Methylene Chloride	ND	0.0046	EPA 8260C	10-12-15	10-12-15	
(trans) 1,2-Dichloroethene	ND	0.00092	EPA 8260C	10-12-15	10-12-15	
1,1-Dichloroethane	ND	0.00092	EPA 8260C	10-12-15	10-12-15	
2,2-Dichloropropane	ND	0.00092	EPA 8260C	10-12-15	10-12-15	
(cis) 1,2-Dichloroethene	ND	0.00092	EPA 8260C	10-12-15	10-12-15	
Bromochloromethane	ND	0.00092	EPA 8260C	10-12-15	10-12-15	
Chloroform	ND	0.00092	EPA 8260C	10-12-15	10-12-15	
1,1,1-Trichloroethane	ND	0.00092	EPA 8260C	10-12-15	10-12-15	
Carbon Tetrachloride	ND	0.00092	EPA 8260C	10-12-15	10-12-15	
1,1-Dichloropropene	ND	0.00092	EPA 8260C	10-12-15	10-12-15	
1,2-Dichloroethane	ND	0.00092	EPA 8260C	10-12-15	10-12-15	
Trichloroethene	ND	0.00092	EPA 8260C	10-12-15	10-12-15	
1,2-Dichloropropane	ND	0.00092	EPA 8260C	10-12-15	10-12-15	
Dibromomethane	ND	0.00092	EPA 8260C	10-12-15	10-12-15	
Bromodichloromethane	ND	0.00092	EPA 8260C	10-12-15	10-12-15	
2-Chloroethyl Vinyl Ether	ND	0.0046	EPA 8260C	10-12-15	10-12-15	
(cis) 1,3-Dichloropropene	ND	0.00092	EPA 8260C	10-12-15	10-12-15	
(trans) 1,3-Dichloropropene	ND	0.00092	EPA 8260C	10-12-15	10-12-15	

This report pertains to the samples analyzed in accordance with the chain of custody,
and is intended only for the use of the individual or company to whom it is addressed.

Date of Report: October 20, 2015
Samples Submitted: October 12, 2015
Laboratory Reference: 1510-084
Project: 457-001

HALOGENATED VOLATILES EPA 8260C
page 2 of 2

Analyte	Result	PQL	Method	Date Prepared	Date Analyzed	Flags
Client ID:	**P2-9-5.0**					
Laboratory ID:	10-084-03					
1,1,2-Trichloroethane	ND	0.00092	EPA 8260C	10-12-15	10-12-15	
Tetrachloroethene	ND	0.00092	EPA 8260C	10-12-15	10-12-15	
1,3-Dichloropropane	ND	0.00092	EPA 8260C	10-12-15	10-12-15	
Dibromochloromethane	ND	0.00092	EPA 8260C	10-12-15	10-12-15	
1,2-Dibromoethane	ND	0.00092	EPA 8260C	10-12-15	10-12-15	
Chlorobenzene	ND	0.00092	EPA 8260C	10-12-15	10-12-15	
1,1,1,2-Tetrachloroethane	ND	0.00092	EPA 8260C	10-12-15	10-12-15	
Bromoform	ND	0.00092	EPA 8260C	10-12-15	10-12-15	
Bromobenzene	ND	0.00092	EPA 8260C	10-12-15	10-12-15	
1,1,2,2-Tetrachloroethane	ND	0.00092	EPA 8260C	10-12-15	10-12-15	
1,2,3-Trichloropropane	ND	0.00092	EPA 8260C	10-12-15	10-12-15	
2-Chlorotoluene	ND	0.00092	EPA 8260C	10-12-15	10-12-15	
4-Chlorotoluene	ND	0.00092	EPA 8260C	10-12-15	10-12-15	
1,3-Dichlorobenzene	ND	0.00092	EPA 8260C	10-12-15	10-12-15	
1,4-Dichlorobenzene	ND	0.00092	EPA 8260C	10-12-15	10-12-15	
1,2-Dichlorobenzene	ND	0.00092	EPA 8260C	10-12-15	10-12-15	
1,2-Dibromo-3-chloropropane	ND	0.0046	EPA 8260C	10-12-15	10-12-15	
1,2,4-Trichlorobenzene	ND	0.00092	EPA 8260C	10-12-15	10-12-15	
Hexachlorobutadiene	ND	0.0046	EPA 8260C	10-12-15	10-12-15	
1,2,3-Trichlorobenzene	ND	0.00092	EPA 8260C	10-12-15	10-12-15	
Surrogate:	***Percent Recovery***	***Control Limits***				
Dibromofluoromethane	***107***	***76-131***				
Toluene-d8	***102***	***82-129***				
4-Bromofluorobenzene	***96***	***79-126***				

This report pertains to the samples analyzed in accordance with the chain of custody,
and is intended only for the use of the individual or company to whom it is addressed.

Date of Report: October 20, 2015
Samples Submitted: October 12, 2015
Laboratory Reference: 1510-084
Project: 457-001

HALOGENATED VOLATILES EPA 8260C
page 1 of 2

Matrix: Soil
Units: mg/kg

Analyte	Result	PQL	Method	Date Prepared	Date Analyzed	Flags
Client ID:	**P2-9-7.0**					
Laboratory ID:	10-084-04					
Dichlorodifluoromethane	ND	0.00095	EPA 8260C	10-12-15	10-12-15	
Chloromethane	ND	0.0048	EPA 8260C	10-12-15	10-12-15	
Vinyl Chloride	ND	0.00095	EPA 8260C	10-12-15	10-12-15	
Bromomethane	ND	0.00095	EPA 8260C	10-12-15	10-12-15	
Chloroethane	ND	0.0048	EPA 8260C	10-12-15	10-12-15	
Trichlorofluoromethane	ND	0.00095	EPA 8260C	10-12-15	10-12-15	
1,1-Dichloroethene	ND	0.00095	EPA 8260C	10-12-15	10-12-15	
Iodomethane	ND	0.0048	EPA 8260C	10-12-15	10-12-15	
Methylene Chloride	ND	0.0048	EPA 8260C	10-12-15	10-12-15	
(trans) 1,2-Dichloroethene	ND	0.00095	EPA 8260C	10-12-15	10-12-15	
1,1-Dichloroethane	ND	0.00095	EPA 8260C	10-12-15	10-12-15	
2,2-Dichloropropane	ND	0.00095	EPA 8260C	10-12-15	10-12-15	
(cis) 1,2-Dichloroethene	ND	0.00095	EPA 8260C	10-12-15	10-12-15	
Bromochloromethane	ND	0.00095	EPA 8260C	10-12-15	10-12-15	
Chloroform	ND	0.00095	EPA 8260C	10-12-15	10-12-15	
1,1,1-Trichloroethane	ND	0.00095	EPA 8260C	10-12-15	10-12-15	
Carbon Tetrachloride	ND	0.00095	EPA 8260C	10-12-15	10-12-15	
1,1-Dichloropropene	ND	0.00095	EPA 8260C	10-12-15	10-12-15	
1,2-Dichloroethane	ND	0.00095	EPA 8260C	10-12-15	10-12-15	
Trichloroethene	ND	0.00095	EPA 8260C	10-12-15	10-12-15	
1,2-Dichloropropane	ND	0.00095	EPA 8260C	10-12-15	10-12-15	
Dibromomethane	ND	0.00095	EPA 8260C	10-12-15	10-12-15	
Bromodichloromethane	ND	0.00095	EPA 8260C	10-12-15	10-12-15	
2-Chloroethyl Vinyl Ether	ND	0.0048	EPA 8260C	10-12-15	10-12-15	
(cis) 1,3-Dichloropropene	ND	0.00095	EPA 8260C	10-12-15	10-12-15	
(trans) 1,3-Dichloropropene	ND	0.00095	EPA 8260C	10-12-15	10-12-15	

This report pertains to the samples analyzed in accordance with the chain of custody,
and is intended only for the use of the individual or company to whom it is addressed.

Date of Report: October 20, 2015
Samples Submitted: October 12, 2015
Laboratory Reference: 1510-084
Project: 457-001

HALOGENATED VOLATILES EPA 8260C
page 2 of 2

Analyte	Result	PQL	Method	Date Prepared	Date Analyzed	Flags
Client ID:	**P2-9-7.0**					
Laboratory ID:	10-084-04					
1,1,2-Trichloroethane	ND	0.00095	EPA 8260C	10-12-15	10-12-15	
Tetrachloroethene	ND	0.00095	EPA 8260C	10-12-15	10-12-15	
1,3-Dichloropropane	ND	0.00095	EPA 8260C	10-12-15	10-12-15	
Dibromochloromethane	ND	0.00095	EPA 8260C	10-12-15	10-12-15	
1,2-Dibromoethane	ND	0.00095	EPA 8260C	10-12-15	10-12-15	
Chlorobenzene	ND	0.00095	EPA 8260C	10-12-15	10-12-15	
1,1,1,2-Tetrachloroethane	ND	0.00095	EPA 8260C	10-12-15	10-12-15	
Bromoform	ND	0.00095	EPA 8260C	10-12-15	10-12-15	
Bromobenzene	ND	0.00095	EPA 8260C	10-12-15	10-12-15	
1,1,2,2-Tetrachloroethane	ND	0.00095	EPA 8260C	10-12-15	10-12-15	
1,2,3-Trichloropropane	ND	0.00095	EPA 8260C	10-12-15	10-12-15	
2-Chlorotoluene	ND	0.00095	EPA 8260C	10-12-15	10-12-15	
4-Chlorotoluene	ND	0.00095	EPA 8260C	10-12-15	10-12-15	
1,3-Dichlorobenzene	ND	0.00095	EPA 8260C	10-12-15	10-12-15	
1,4-Dichlorobenzene	ND	0.00095	EPA 8260C	10-12-15	10-12-15	
1,2-Dichlorobenzene	ND	0.00095	EPA 8260C	10-12-15	10-12-15	
1,2-Dibromo-3-chloropropane	ND	0.0048	EPA 8260C	10-12-15	10-12-15	
1,2,4-Trichlorobenzene	ND	0.00095	EPA 8260C	10-12-15	10-12-15	
Hexachlorobutadiene	ND	0.0048	EPA 8260C	10-12-15	10-12-15	
1,2,3-Trichlorobenzene	ND	0.00095	EPA 8260C	10-12-15	10-12-15	
Surrogate:	***Percent Recovery***	***Control Limits***				
Dibromofluoromethane	***116***	***76-131***				
Toluene-d8	***107***	***82-129***				
4-Bromofluorobenzene	***102***	***79-126***				

This report pertains to the samples analyzed in accordance with the chain of custody,
and is intended only for the use of the individual or company to whom it is addressed.

Date of Report: October 20, 2015
Samples Submitted: October 12, 2015
Laboratory Reference: 1510-084
Project: 457-001

HALOGENATED VOLATILES EPA 8260C
page 1 of 2

Matrix: Soil
Units: mg/kg

Analyte	Result	PQL	Method	Date Prepared	Date Analyzed	Flags
Client ID:	**P2-10-1.0**					
Laboratory ID:	10-084-05					
Dichlorodifluoromethane	ND	0.0053	EPA 8260C	10-12-15	10-12-15	
Chloromethane	ND	0.026	EPA 8260C	10-12-15	10-12-15	
Vinyl Chloride	ND	0.0053	EPA 8260C	10-12-15	10-12-15	
Bromomethane	ND	0.0053	EPA 8260C	10-12-15	10-12-15	
Chloroethane	ND	0.026	EPA 8260C	10-12-15	10-12-15	
Trichlorofluoromethane	ND	0.0053	EPA 8260C	10-12-15	10-12-15	
1,1-Dichloroethene	ND	0.0053	EPA 8260C	10-12-15	10-12-15	
Iodomethane	ND	0.026	EPA 8260C	10-12-15	10-12-15	
Methylene Chloride	ND	0.026	EPA 8260C	10-12-15	10-12-15	
(trans) 1,2-Dichloroethene	ND	0.0053	EPA 8260C	10-12-15	10-12-15	
1,1-Dichloroethane	ND	0.0053	EPA 8260C	10-12-15	10-12-15	
2,2-Dichloropropane	ND	0.0053	EPA 8260C	10-12-15	10-12-15	
(cis) 1,2-Dichloroethene	ND	0.0053	EPA 8260C	10-12-15	10-12-15	
Bromochloromethane	ND	0.0053	EPA 8260C	10-12-15	10-12-15	
Chloroform	ND	0.0053	EPA 8260C	10-12-15	10-12-15	
1,1,1-Trichloroethane	ND	0.0053	EPA 8260C	10-12-15	10-12-15	
Carbon Tetrachloride	ND	0.0053	EPA 8260C	10-12-15	10-12-15	
1,1-Dichloropropene	ND	0.0053	EPA 8260C	10-12-15	10-12-15	
1,2-Dichloroethane	ND	0.0053	EPA 8260C	10-12-15	10-12-15	
Trichloroethene	ND	0.0053	EPA 8260C	10-12-15	10-12-15	
1,2-Dichloropropane	ND	0.0053	EPA 8260C	10-12-15	10-12-15	
Dibromomethane	ND	0.0053	EPA 8260C	10-12-15	10-12-15	
Bromodichloromethane	ND	0.0053	EPA 8260C	10-12-15	10-12-15	
2-Chloroethyl Vinyl Ether	ND	0.026	EPA 8260C	10-12-15	10-12-15	
(cis) 1,3-Dichloropropene	ND	0.0053	EPA 8260C	10-12-15	10-12-15	
(trans) 1,3-Dichloropropene	ND	0.0053	EPA 8260C	10-12-15	10-12-15	

This report pertains to the samples analyzed in accordance with the chain of custody,
and is intended only for the use of the individual or company to whom it is addressed.

Date of Report: October 20, 2015
Samples Submitted: October 12, 2015
Laboratory Reference: 1510-084
Project: 457-001

HALOGENATED VOLATILES EPA 8260C
page 2 of 2

Analyte	Result	PQL	Method	Date Prepared	Date Analyzed	Flags
Client ID:	**P2-10-1.0**					
Laboratory ID:	10-084-05					
1,1,2-Trichloroethane	ND	0.0053	EPA 8260C	10-12-15	10-12-15	
Tetrachloroethene	ND	0.0053	EPA 8260C	10-12-15	10-12-15	
1,3-Dichloropropane	ND	0.0053	EPA 8260C	10-12-15	10-12-15	
Dibromochloromethane	ND	0.0053	EPA 8260C	10-12-15	10-12-15	
1,2-Dibromoethane	ND	0.0053	EPA 8260C	10-12-15	10-12-15	
Chlorobenzene	ND	0.0053	EPA 8260C	10-12-15	10-12-15	
1,1,1,2-Tetrachloroethane	ND	0.0053	EPA 8260C	10-12-15	10-12-15	
Bromoform	ND	0.0053	EPA 8260C	10-12-15	10-12-15	
Bromobenzene	ND	0.0053	EPA 8260C	10-12-15	10-12-15	
1,1,2,2-Tetrachloroethane	ND	0.0053	EPA 8260C	10-12-15	10-12-15	
1,2,3-Trichloropropane	ND	0.0053	EPA 8260C	10-12-15	10-12-15	
2-Chlorotoluene	ND	0.0053	EPA 8260C	10-12-15	10-12-15	
4-Chlorotoluene	ND	0.0053	EPA 8260C	10-12-15	10-12-15	
1,3-Dichlorobenzene	ND	0.0053	EPA 8260C	10-12-15	10-12-15	
1,4-Dichlorobenzene	ND	0.0053	EPA 8260C	10-12-15	10-12-15	
1,2-Dichlorobenzene	ND	0.0053	EPA 8260C	10-12-15	10-12-15	
1,2-Dibromo-3-chloropropane	ND	0.026	EPA 8260C	10-12-15	10-12-15	
1,2,4-Trichlorobenzene	ND	0.0053	EPA 8260C	10-12-15	10-12-15	
Hexachlorobutadiene	ND	0.026	EPA 8260C	10-12-15	10-12-15	
1,2,3-Trichlorobenzene	ND	0.0053	EPA 8260C	10-12-15	10-12-15	
Surrogate:	***Percent Recovery***	***Control Limits***				
Dibromofluoromethane	***115***	***76-131***				
Toluene-d8	***109***	***82-129***				
4-Bromofluorobenzene	***106***	***79-126***				

This report pertains to the samples analyzed in accordance with the chain of custody,
and is intended only for the use of the individual or company to whom it is addressed.

Date of Report: October 20, 2015
Samples Submitted: October 12, 2015
Laboratory Reference: 1510-084
Project: 457-001

HALOGENATED VOLATILES EPA 8260C
page 1 of 2

Matrix: Soil
Units: mg/kg

Analyte	Result	PQL	Method	Date Prepared	Date Analyzed	Flags
Client ID:	**P2-10-3.0**					
Laboratory ID:	10-084-06					
Dichlorodifluoromethane	ND	0.0028	EPA 8260C	10-12-15	10-12-15	
Chloromethane	ND	0.014	EPA 8260C	10-12-15	10-12-15	
Vinyl Chloride	ND	0.0028	EPA 8260C	10-12-15	10-12-15	
Bromomethane	ND	0.0028	EPA 8260C	10-12-15	10-12-15	
Chloroethane	ND	0.014	EPA 8260C	10-12-15	10-12-15	
Trichlorofluoromethane	ND	0.0028	EPA 8260C	10-12-15	10-12-15	
1,1-Dichloroethene	ND	0.0028	EPA 8260C	10-12-15	10-12-15	
Iodomethane	ND	0.014	EPA 8260C	10-12-15	10-12-15	
Methylene Chloride	ND	0.014	EPA 8260C	10-12-15	10-12-15	
(trans) 1,2-Dichloroethene	ND	0.0028	EPA 8260C	10-12-15	10-12-15	
1,1-Dichloroethane	ND	0.0028	EPA 8260C	10-12-15	10-12-15	
2,2-Dichloropropane	ND	0.0028	EPA 8260C	10-12-15	10-12-15	
(cis) 1,2-Dichloroethene	ND	0.0028	EPA 8260C	10-12-15	10-12-15	
Bromochloromethane	ND	0.0028	EPA 8260C	10-12-15	10-12-15	
Chloroform	ND	0.0028	EPA 8260C	10-12-15	10-12-15	
1,1,1-Trichloroethane	ND	0.0028	EPA 8260C	10-12-15	10-12-15	
Carbon Tetrachloride	ND	0.0028	EPA 8260C	10-12-15	10-12-15	
1,1-Dichloropropene	ND	0.0028	EPA 8260C	10-12-15	10-12-15	
1,2-Dichloroethane	ND	0.0028	EPA 8260C	10-12-15	10-12-15	
Trichloroethene	ND	0.0028	EPA 8260C	10-12-15	10-12-15	
1,2-Dichloropropane	ND	0.0028	EPA 8260C	10-12-15	10-12-15	
Dibromomethane	ND	0.0028	EPA 8260C	10-12-15	10-12-15	
Bromodichloromethane	ND	0.0028	EPA 8260C	10-12-15	10-12-15	
2-Chloroethyl Vinyl Ether	ND	0.014	EPA 8260C	10-12-15	10-12-15	
(cis) 1,3-Dichloropropene	ND	0.0028	EPA 8260C	10-12-15	10-12-15	
(trans) 1,3-Dichloropropene	ND	0.0028	EPA 8260C	10-12-15	10-12-15	

This report pertains to the samples analyzed in accordance with the chain of custody,
and is intended only for the use of the individual or company to whom it is addressed.

Date of Report: October 20, 2015
Samples Submitted: October 12, 2015
Laboratory Reference: 1510-084
Project: 457-001

HALOGENATED VOLATILES EPA 8260C
page 2 of 2

Analyte	Result	PQL	Method	Date Prepared	Date Analyzed	Flags
Client ID:	**P2-10-3.0**					
Laboratory ID:	10-084-06					
1,1,2-Trichloroethane	ND	0.0028	EPA 8260C	10-12-15	10-12-15	
Tetrachloroethene	ND	0.0028	EPA 8260C	10-12-15	10-12-15	
1,3-Dichloropropane	ND	0.0028	EPA 8260C	10-12-15	10-12-15	
Dibromochloromethane	ND	0.0028	EPA 8260C	10-12-15	10-12-15	
1,2-Dibromoethane	ND	0.0028	EPA 8260C	10-12-15	10-12-15	
Chlorobenzene	ND	0.0028	EPA 8260C	10-12-15	10-12-15	
1,1,1,2-Tetrachloroethane	ND	0.0028	EPA 8260C	10-12-15	10-12-15	
Bromoform	ND	0.0028	EPA 8260C	10-12-15	10-12-15	
Bromobenzene	ND	0.0028	EPA 8260C	10-12-15	10-12-15	
1,1,2,2-Tetrachloroethane	ND	0.0028	EPA 8260C	10-12-15	10-12-15	
1,2,3-Trichloropropane	ND	0.0028	EPA 8260C	10-12-15	10-12-15	
2-Chlorotoluene	ND	0.0028	EPA 8260C	10-12-15	10-12-15	
4-Chlorotoluene	ND	0.0028	EPA 8260C	10-12-15	10-12-15	
1,3-Dichlorobenzene	ND	0.0028	EPA 8260C	10-12-15	10-12-15	
1,4-Dichlorobenzene	ND	0.0028	EPA 8260C	10-12-15	10-12-15	
1,2-Dichlorobenzene	ND	0.0028	EPA 8260C	10-12-15	10-12-15	
1,2-Dibromo-3-chloropropane	ND	0.014	EPA 8260C	10-12-15	10-12-15	
1,2,4-Trichlorobenzene	ND	0.0028	EPA 8260C	10-12-15	10-12-15	
Hexachlorobutadiene	ND	0.014	EPA 8260C	10-12-15	10-12-15	
1,2,3-Trichlorobenzene	ND	0.0028	EPA 8260C	10-12-15	10-12-15	
Surrogate:	***Percent Recovery***	***Control Limits***				
Dibromofluoromethane	***110***	***76-131***				
Toluene-d8	***104***	***82-129***				
4-Bromofluorobenzene	***92***	***79-126***				

This report pertains to the samples analyzed in accordance with the chain of custody,
and is intended only for the use of the individual or company to whom it is addressed.

Date of Report: October 20, 2015
Samples Submitted: October 12, 2015
Laboratory Reference: 1510-084
Project: 457-001

HALOGENATED VOLATILES EPA 8260C
page 1 of 2

Matrix: Soil
Units: mg/kg

Analyte	Result	PQL	Method	Date Prepared	Date Analyzed	Flags
Client ID:	**P2-10-5.0**					
Laboratory ID:	10-084-07					
Dichlorodifluoromethane	ND	0.00082	EPA 8260C	10-12-15	10-12-15	
Chloromethane	ND	0.0041	EPA 8260C	10-12-15	10-12-15	
Vinyl Chloride	ND	0.00082	EPA 8260C	10-12-15	10-12-15	
Bromomethane	ND	0.00082	EPA 8260C	10-12-15	10-12-15	
Chloroethane	ND	0.0041	EPA 8260C	10-12-15	10-12-15	
Trichlorofluoromethane	ND	0.00082	EPA 8260C	10-12-15	10-12-15	
1,1-Dichloroethene	ND	0.00082	EPA 8260C	10-12-15	10-12-15	
Iodomethane	ND	0.0041	EPA 8260C	10-12-15	10-12-15	
Methylene Chloride	ND	0.0041	EPA 8260C	10-12-15	10-12-15	
(trans) 1,2-Dichloroethene	ND	0.00082	EPA 8260C	10-12-15	10-12-15	
1,1-Dichloroethane	ND	0.00082	EPA 8260C	10-12-15	10-12-15	
2,2-Dichloropropane	ND	0.00082	EPA 8260C	10-12-15	10-12-15	
(cis) 1,2-Dichloroethene	ND	0.00082	EPA 8260C	10-12-15	10-12-15	
Bromochloromethane	ND	0.00082	EPA 8260C	10-12-15	10-12-15	
Chloroform	ND	0.00082	EPA 8260C	10-12-15	10-12-15	
1,1,1-Trichloroethane	ND	0.00082	EPA 8260C	10-12-15	10-12-15	
Carbon Tetrachloride	ND	0.00082	EPA 8260C	10-12-15	10-12-15	
1,1-Dichloropropene	ND	0.00082	EPA 8260C	10-12-15	10-12-15	
1,2-Dichloroethane	ND	0.00082	EPA 8260C	10-12-15	10-12-15	
Trichloroethene	ND	0.00082	EPA 8260C	10-12-15	10-12-15	
1,2-Dichloropropane	ND	0.00082	EPA 8260C	10-12-15	10-12-15	
Dibromomethane	ND	0.00082	EPA 8260C	10-12-15	10-12-15	
Bromodichloromethane	ND	0.00082	EPA 8260C	10-12-15	10-12-15	
2-Chloroethyl Vinyl Ether	ND	0.0041	EPA 8260C	10-12-15	10-12-15	
(cis) 1,3-Dichloropropene	ND	0.00082	EPA 8260C	10-12-15	10-12-15	
(trans) 1,3-Dichloropropene	ND	0.00082	EPA 8260C	10-12-15	10-12-15	

This report pertains to the samples analyzed in accordance with the chain of custody,
and is intended only for the use of the individual or company to whom it is addressed.

Date of Report: October 20, 2015
Samples Submitted: October 12, 2015
Laboratory Reference: 1510-084
Project: 457-001

HALOGENATED VOLATILES EPA 8260C
page 2 of 2

Analyte	Result	PQL	Method	Date Prepared	Date Analyzed	Flags
Client ID:	**P2-10-5.0**					
Laboratory ID:	10-084-07					
1,1,2-Trichloroethane	ND	0.00082	EPA 8260C	10-12-15	10-12-15	
Tetrachloroethene	ND	0.00082	EPA 8260C	10-12-15	10-12-15	
1,3-Dichloropropane	ND	0.00082	EPA 8260C	10-12-15	10-12-15	
Dibromochloromethane	ND	0.00082	EPA 8260C	10-12-15	10-12-15	
1,2-Dibromoethane	ND	0.00082	EPA 8260C	10-12-15	10-12-15	
Chlorobenzene	ND	0.00082	EPA 8260C	10-12-15	10-12-15	
1,1,1,2-Tetrachloroethane	ND	0.00082	EPA 8260C	10-12-15	10-12-15	
Bromoform	ND	0.00082	EPA 8260C	10-12-15	10-12-15	
Bromobenzene	ND	0.00082	EPA 8260C	10-12-15	10-12-15	
1,1,2,2-Tetrachloroethane	ND	0.00082	EPA 8260C	10-12-15	10-12-15	
1,2,3-Trichloropropane	ND	0.00082	EPA 8260C	10-12-15	10-12-15	
2-Chlorotoluene	ND	0.00082	EPA 8260C	10-12-15	10-12-15	
4-Chlorotoluene	ND	0.00082	EPA 8260C	10-12-15	10-12-15	
1,3-Dichlorobenzene	ND	0.00082	EPA 8260C	10-12-15	10-12-15	
1,4-Dichlorobenzene	ND	0.00082	EPA 8260C	10-12-15	10-12-15	
1,2-Dichlorobenzene	ND	0.00082	EPA 8260C	10-12-15	10-12-15	
1,2-Dibromo-3-chloropropane	ND	0.0041	EPA 8260C	10-12-15	10-12-15	
1,2,4-Trichlorobenzene	ND	0.00082	EPA 8260C	10-12-15	10-12-15	
Hexachlorobutadiene	ND	0.0041	EPA 8260C	10-12-15	10-12-15	
1,2,3-Trichlorobenzene	ND	0.00082	EPA 8260C	10-12-15	10-12-15	
Surrogate:	***Percent Recovery***	***Control Limits***				
Dibromofluoromethane	***110***	***76-131***				
Toluene-d8	***102***	***82-129***				
4-Bromofluorobenzene	***99***	***79-126***				

This report pertains to the samples analyzed in accordance with the chain of custody,
and is intended only for the use of the individual or company to whom it is addressed.

Date of Report: October 20, 2015
Samples Submitted: October 12, 2015
Laboratory Reference: 1510-084
Project: 457-001

HALOGENATED VOLATILES EPA 8260C
page 1 of 2

Matrix: Soil
Units: mg/kg

Analyte	Result	PQL	Method	Date Prepared	Date Analyzed	Flags
Client ID:	**P2-10-7.5**					
Laboratory ID:	10-084-08					
Dichlorodifluoromethane	ND	0.0016	EPA 8260C	10-12-15	10-12-15	
Chloromethane	ND	0.0080	EPA 8260C	10-12-15	10-12-15	
Vinyl Chloride	ND	0.0016	EPA 8260C	10-12-15	10-12-15	
Bromomethane	ND	0.0016	EPA 8260C	10-12-15	10-12-15	
Chloroethane	ND	0.0080	EPA 8260C	10-12-15	10-12-15	
Trichlorofluoromethane	ND	0.0016	EPA 8260C	10-12-15	10-12-15	
1,1-Dichloroethene	ND	0.0016	EPA 8260C	10-12-15	10-12-15	
Iodomethane	ND	0.0080	EPA 8260C	10-12-15	10-12-15	
Methylene Chloride	ND	0.0080	EPA 8260C	10-12-15	10-12-15	
(trans) 1,2-Dichloroethene	ND	0.0016	EPA 8260C	10-12-15	10-12-15	
1,1-Dichloroethane	ND	0.0016	EPA 8260C	10-12-15	10-12-15	
2,2-Dichloropropane	ND	0.0016	EPA 8260C	10-12-15	10-12-15	
(cis) 1,2-Dichloroethene	ND	0.0016	EPA 8260C	10-12-15	10-12-15	
Bromochloromethane	ND	0.0016	EPA 8260C	10-12-15	10-12-15	
Chloroform	ND	0.0016	EPA 8260C	10-12-15	10-12-15	
1,1,1-Trichloroethane	ND	0.0016	EPA 8260C	10-12-15	10-12-15	
Carbon Tetrachloride	ND	0.0016	EPA 8260C	10-12-15	10-12-15	
1,1-Dichloropropene	ND	0.0016	EPA 8260C	10-12-15	10-12-15	
1,2-Dichloroethane	ND	0.0016	EPA 8260C	10-12-15	10-12-15	
Trichloroethene	ND	0.0016	EPA 8260C	10-12-15	10-12-15	
1,2-Dichloropropane	ND	0.0016	EPA 8260C	10-12-15	10-12-15	
Dibromomethane	ND	0.0016	EPA 8260C	10-12-15	10-12-15	
Bromodichloromethane	ND	0.0016	EPA 8260C	10-12-15	10-12-15	
2-Chloroethyl Vinyl Ether	ND	0.0080	EPA 8260C	10-12-15	10-12-15	
(cis) 1,3-Dichloropropene	ND	0.0016	EPA 8260C	10-12-15	10-12-15	
(trans) 1,3-Dichloropropene	ND	0.0016	EPA 8260C	10-12-15	10-12-15	

This report pertains to the samples analyzed in accordance with the chain of custody,
and is intended only for the use of the individual or company to whom it is addressed.

Date of Report: October 20, 2015
Samples Submitted: October 12, 2015
Laboratory Reference: 1510-084
Project: 457-001

HALOGENATED VOLATILES EPA 8260C
page 2 of 2

Analyte	Result	PQL	Method	Date Prepared	Date Analyzed	Flags
Client ID:	**P2-10-7.5**					
Laboratory ID:	10-084-08					
1,1,2-Trichloroethane	ND	0.0016	EPA 8260C	10-12-15	10-12-15	
Tetrachloroethene	ND	0.0016	EPA 8260C	10-12-15	10-12-15	
1,3-Dichloropropane	ND	0.0016	EPA 8260C	10-12-15	10-12-15	
Dibromochloromethane	ND	0.0016	EPA 8260C	10-12-15	10-12-15	
1,2-Dibromoethane	ND	0.0016	EPA 8260C	10-12-15	10-12-15	
Chlorobenzene	ND	0.0016	EPA 8260C	10-12-15	10-12-15	
1,1,1,2-Tetrachloroethane	ND	0.0016	EPA 8260C	10-12-15	10-12-15	
Bromoform	ND	0.0016	EPA 8260C	10-12-15	10-12-15	
Bromobenzene	ND	0.0016	EPA 8260C	10-12-15	10-12-15	
1,1,2,2-Tetrachloroethane	ND	0.0016	EPA 8260C	10-12-15	10-12-15	
1,2,3-Trichloropropane	ND	0.0016	EPA 8260C	10-12-15	10-12-15	
2-Chlorotoluene	ND	0.0016	EPA 8260C	10-12-15	10-12-15	
4-Chlorotoluene	ND	0.0016	EPA 8260C	10-12-15	10-12-15	
1,3-Dichlorobenzene	ND	0.0016	EPA 8260C	10-12-15	10-12-15	
1,4-Dichlorobenzene	ND	0.0016	EPA 8260C	10-12-15	10-12-15	
1,2-Dichlorobenzene	ND	0.0016	EPA 8260C	10-12-15	10-12-15	
1,2-Dibromo-3-chloropropane	ND	0.0080	EPA 8260C	10-12-15	10-12-15	
1,2,4-Trichlorobenzene	ND	0.0016	EPA 8260C	10-12-15	10-12-15	
Hexachlorobutadiene	ND	0.0080	EPA 8260C	10-12-15	10-12-15	
1,2,3-Trichlorobenzene	ND	0.0016	EPA 8260C	10-12-15	10-12-15	
Surrogate:	***Percent Recovery***	***Control Limits***				
Dibromofluoromethane	***116***	***76-131***				
Toluene-d8	***107***	***82-129***				
4-Bromofluorobenzene	***103***	***79-126***				

This report pertains to the samples analyzed in accordance with the chain of custody,
and is intended only for the use of the individual or company to whom it is addressed.

Date of Report: October 20, 2015
Samples Submitted: October 12, 2015
Laboratory Reference: 1510-084
Project: 457-001

HALOGENATED VOLATILES EPA 8260C
page 1 of 2

Matrix: Soil
Units: mg/kg

Analyte	Result	PQL	Method	Date Prepared	Date Analyzed	Flags
Client ID:	**P2-8-1.0**					
Laboratory ID:	10-084-09					
Dichlorodifluoromethane	ND	0.0022	EPA 8260C	10-12-15	10-12-15	
Chloromethane	ND	0.011	EPA 8260C	10-12-15	10-12-15	
Vinyl Chloride	ND	0.0022	EPA 8260C	10-12-15	10-12-15	
Bromomethane	ND	0.0022	EPA 8260C	10-12-15	10-12-15	
Chloroethane	ND	0.011	EPA 8260C	10-12-15	10-12-15	
Trichlorofluoromethane	ND	0.0022	EPA 8260C	10-12-15	10-12-15	
1,1-Dichloroethene	ND	0.0022	EPA 8260C	10-12-15	10-12-15	
Iodomethane	ND	0.011	EPA 8260C	10-12-15	10-12-15	
Methylene Chloride	ND	0.011	EPA 8260C	10-12-15	10-12-15	
(trans) 1,2-Dichloroethene	ND	0.0022	EPA 8260C	10-12-15	10-12-15	
1,1-Dichloroethane	ND	0.0022	EPA 8260C	10-12-15	10-12-15	
2,2-Dichloropropane	ND	0.0022	EPA 8260C	10-12-15	10-12-15	
(cis) 1,2-Dichloroethene	ND	0.0022	EPA 8260C	10-12-15	10-12-15	
Bromochloromethane	ND	0.0022	EPA 8260C	10-12-15	10-12-15	
Chloroform	ND	0.0022	EPA 8260C	10-12-15	10-12-15	
1,1,1-Trichloroethane	ND	0.0022	EPA 8260C	10-12-15	10-12-15	
Carbon Tetrachloride	ND	0.0022	EPA 8260C	10-12-15	10-12-15	
1,1-Dichloropropene	ND	0.0022	EPA 8260C	10-12-15	10-12-15	
1,2-Dichloroethane	ND	0.0022	EPA 8260C	10-12-15	10-12-15	
Trichloroethene	ND	0.0022	EPA 8260C	10-12-15	10-12-15	
1,2-Dichloropropane	ND	0.0022	EPA 8260C	10-12-15	10-12-15	
Dibromomethane	ND	0.0022	EPA 8260C	10-12-15	10-12-15	
Bromodichloromethane	ND	0.0022	EPA 8260C	10-12-15	10-12-15	
2-Chloroethyl Vinyl Ether	ND	0.011	EPA 8260C	10-12-15	10-12-15	
(cis) 1,3-Dichloropropene	ND	0.0022	EPA 8260C	10-12-15	10-12-15	
(trans) 1,3-Dichloropropene	ND	0.0022	EPA 8260C	10-12-15	10-12-15	

This report pertains to the samples analyzed in accordance with the chain of custody,
and is intended only for the use of the individual or company to whom it is addressed.

Date of Report: October 20, 2015
Samples Submitted: October 12, 2015
Laboratory Reference: 1510-084
Project: 457-001

HALOGENATED VOLATILES EPA 8260C
page 2 of 2

Analyte	Result	PQL	Method	Date Prepared	Date Analyzed	Flags
Client ID:	**P2-8-1.0**					
Laboratory ID:	10-084-09					
1,1,2-Trichloroethane	ND	0.0022	EPA 8260C	10-12-15	10-12-15	
Tetrachloroethene	ND	0.0022	EPA 8260C	10-12-15	10-12-15	
1,3-Dichloropropane	ND	0.0022	EPA 8260C	10-12-15	10-12-15	
Dibromochloromethane	ND	0.0022	EPA 8260C	10-12-15	10-12-15	
1,2-Dibromoethane	ND	0.0022	EPA 8260C	10-12-15	10-12-15	
Chlorobenzene	ND	0.0022	EPA 8260C	10-12-15	10-12-15	
1,1,1,2-Tetrachloroethane	ND	0.0022	EPA 8260C	10-12-15	10-12-15	
Bromoform	ND	0.0022	EPA 8260C	10-12-15	10-12-15	
Bromobenzene	ND	0.0022	EPA 8260C	10-12-15	10-12-15	
1,1,2,2-Tetrachloroethane	ND	0.0022	EPA 8260C	10-12-15	10-12-15	
1,2,3-Trichloropropane	ND	0.0022	EPA 8260C	10-12-15	10-12-15	
2-Chlorotoluene	ND	0.0022	EPA 8260C	10-12-15	10-12-15	
4-Chlorotoluene	ND	0.0022	EPA 8260C	10-12-15	10-12-15	
1,3-Dichlorobenzene	ND	0.0022	EPA 8260C	10-12-15	10-12-15	
1,4-Dichlorobenzene	ND	0.0022	EPA 8260C	10-12-15	10-12-15	
1,2-Dichlorobenzene	ND	0.0022	EPA 8260C	10-12-15	10-12-15	
1,2-Dibromo-3-chloropropane	ND	0.011	EPA 8260C	10-12-15	10-12-15	
1,2,4-Trichlorobenzene	ND	0.0022	EPA 8260C	10-12-15	10-12-15	
Hexachlorobutadiene	ND	0.011	EPA 8260C	10-12-15	10-12-15	
1,2,3-Trichlorobenzene	ND	0.0022	EPA 8260C	10-12-15	10-12-15	
Surrogate:	***Percent Recovery***	***Control Limits***				
Dibromofluoromethane	***115***	***76-131***				
Toluene-d8	***110***	***82-129***				
4-Bromofluorobenzene	***107***	***79-126***				

This report pertains to the samples analyzed in accordance with the chain of custody,
and is intended only for the use of the individual or company to whom it is addressed.

Date of Report: October 20, 2015
Samples Submitted: October 12, 2015
Laboratory Reference: 1510-084
Project: 457-001

HALOGENATED VOLATILES EPA 8260C
page 1 of 2

Matrix: Soil
Units: mg/kg

Analyte	Result	PQL	Method	Date Prepared	Date Analyzed	Flags
Client ID:	**P2-8-3.0**					
Laboratory ID:	10-084-10					
Dichlorodifluoromethane	ND	0.0028	EPA 8260C	10-12-15	10-12-15	
Chloromethane	ND	0.014	EPA 8260C	10-12-15	10-12-15	
Vinyl Chloride	ND	0.0028	EPA 8260C	10-12-15	10-12-15	
Bromomethane	ND	0.0028	EPA 8260C	10-12-15	10-12-15	
Chloroethane	ND	0.014	EPA 8260C	10-12-15	10-12-15	
Trichlorofluoromethane	ND	0.0028	EPA 8260C	10-12-15	10-12-15	
1,1-Dichloroethene	ND	0.0028	EPA 8260C	10-12-15	10-12-15	
Iodomethane	ND	0.014	EPA 8260C	10-12-15	10-12-15	
Methylene Chloride	ND	0.014	EPA 8260C	10-12-15	10-12-15	
(trans) 1,2-Dichloroethene	ND	0.0028	EPA 8260C	10-12-15	10-12-15	
1,1-Dichloroethane	ND	0.0028	EPA 8260C	10-12-15	10-12-15	
2,2-Dichloropropane	ND	0.0028	EPA 8260C	10-12-15	10-12-15	
(cis) 1,2-Dichloroethene	ND	0.0028	EPA 8260C	10-12-15	10-12-15	
Bromochloromethane	ND	0.0028	EPA 8260C	10-12-15	10-12-15	
Chloroform	ND	0.0028	EPA 8260C	10-12-15	10-12-15	
1,1,1-Trichloroethane	ND	0.0028	EPA 8260C	10-12-15	10-12-15	
Carbon Tetrachloride	ND	0.0028	EPA 8260C	10-12-15	10-12-15	
1,1-Dichloropropene	ND	0.0028	EPA 8260C	10-12-15	10-12-15	
1,2-Dichloroethane	ND	0.0028	EPA 8260C	10-12-15	10-12-15	
Trichloroethene	ND	0.0028	EPA 8260C	10-12-15	10-12-15	
1,2-Dichloropropane	ND	0.0028	EPA 8260C	10-12-15	10-12-15	
Dibromomethane	ND	0.0028	EPA 8260C	10-12-15	10-12-15	
Bromodichloromethane	ND	0.0028	EPA 8260C	10-12-15	10-12-15	
2-Chloroethyl Vinyl Ether	ND	0.014	EPA 8260C	10-12-15	10-12-15	
(cis) 1,3-Dichloropropene	ND	0.0028	EPA 8260C	10-12-15	10-12-15	
(trans) 1,3-Dichloropropene	ND	0.0028	EPA 8260C	10-12-15	10-12-15	

This report pertains to the samples analyzed in accordance with the chain of custody,
and is intended only for the use of the individual or company to whom it is addressed.

Date of Report: October 20, 2015
Samples Submitted: October 12, 2015
Laboratory Reference: 1510-084
Project: 457-001

HALOGENATED VOLATILES EPA 8260C
page 2 of 2

Analyte	Result	PQL	Method	Date Prepared	Date Analyzed	Flags
Client ID:	**P2-8-3.0**					
Laboratory ID:	10-084-10					
1,1,2-Trichloroethane	ND	0.0028	EPA 8260C	10-12-15	10-12-15	
Tetrachloroethene	ND	0.0028	EPA 8260C	10-12-15	10-12-15	
1,3-Dichloropropane	ND	0.0028	EPA 8260C	10-12-15	10-12-15	
Dibromochloromethane	ND	0.0028	EPA 8260C	10-12-15	10-12-15	
1,2-Dibromoethane	ND	0.0028	EPA 8260C	10-12-15	10-12-15	
Chlorobenzene	ND	0.0028	EPA 8260C	10-12-15	10-12-15	
1,1,1,2-Tetrachloroethane	ND	0.0028	EPA 8260C	10-12-15	10-12-15	
Bromoform	ND	0.0028	EPA 8260C	10-12-15	10-12-15	
Bromobenzene	ND	0.0028	EPA 8260C	10-12-15	10-12-15	
1,1,2,2-Tetrachloroethane	ND	0.0028	EPA 8260C	10-12-15	10-12-15	
1,2,3-Trichloropropane	ND	0.0028	EPA 8260C	10-12-15	10-12-15	
2-Chlorotoluene	ND	0.0028	EPA 8260C	10-12-15	10-12-15	
4-Chlorotoluene	ND	0.0028	EPA 8260C	10-12-15	10-12-15	
1,3-Dichlorobenzene	ND	0.0028	EPA 8260C	10-12-15	10-12-15	
1,4-Dichlorobenzene	ND	0.0028	EPA 8260C	10-12-15	10-12-15	
1,2-Dichlorobenzene	ND	0.0028	EPA 8260C	10-12-15	10-12-15	
1,2-Dibromo-3-chloropropane	ND	0.014	EPA 8260C	10-12-15	10-12-15	
1,2,4-Trichlorobenzene	ND	0.0028	EPA 8260C	10-12-15	10-12-15	
Hexachlorobutadiene	ND	0.014	EPA 8260C	10-12-15	10-12-15	
1,2,3-Trichlorobenzene	ND	0.0028	EPA 8260C	10-12-15	10-12-15	
Surrogate:	***Percent Recovery***	***Control Limits***				
Dibromofluoromethane	***112***	***76-131***				
Toluene-d8	***103***	***82-129***				
4-Bromofluorobenzene	***97***	***79-126***				

This report pertains to the samples analyzed in accordance with the chain of custody,
and is intended only for the use of the individual or company to whom it is addressed.

Date of Report: October 20, 2015
Samples Submitted: October 12, 2015
Laboratory Reference: 1510-084
Project: 457-001

HALOGENATED VOLATILES EPA 8260C
page 1 of 2

Matrix: Soil
Units: mg/kg

Analyte	Result	PQL	Method	Date Prepared	Date Analyzed	Flags
Client ID:	**P2-8-5.0**					
Laboratory ID:	10-084-11					
Dichlorodifluoromethane	ND	0.00099	EPA 8260C	10-13-15	10-13-15	
Chloromethane	ND	0.0050	EPA 8260C	10-13-15	10-13-15	
Vinyl Chloride	ND	0.00099	EPA 8260C	10-13-15	10-13-15	
Bromomethane	ND	0.00099	EPA 8260C	10-13-15	10-13-15	
Chloroethane	ND	0.0050	EPA 8260C	10-13-15	10-13-15	
Trichlorofluoromethane	ND	0.00099	EPA 8260C	10-13-15	10-13-15	
1,1-Dichloroethene	ND	0.00099	EPA 8260C	10-13-15	10-13-15	
Iodomethane	ND	0.0050	EPA 8260C	10-13-15	10-13-15	
Methylene Chloride	ND	0.0050	EPA 8260C	10-13-15	10-13-15	
(trans) 1,2-Dichloroethene	ND	0.00099	EPA 8260C	10-13-15	10-13-15	
1,1-Dichloroethane	ND	0.00099	EPA 8260C	10-13-15	10-13-15	
2,2-Dichloropropane	ND	0.00099	EPA 8260C	10-13-15	10-13-15	
(cis) 1,2-Dichloroethene	ND	0.00099	EPA 8260C	10-13-15	10-13-15	
Bromochloromethane	ND	0.00099	EPA 8260C	10-13-15	10-13-15	
Chloroform	ND	0.00099	EPA 8260C	10-13-15	10-13-15	
1,1,1-Trichloroethane	ND	0.00099	EPA 8260C	10-13-15	10-13-15	
Carbon Tetrachloride	ND	0.00099	EPA 8260C	10-13-15	10-13-15	
1,1-Dichloropropene	ND	0.00099	EPA 8260C	10-13-15	10-13-15	
1,2-Dichloroethane	ND	0.00099	EPA 8260C	10-13-15	10-13-15	
Trichloroethene	ND	0.00099	EPA 8260C	10-13-15	10-13-15	
1,2-Dichloropropane	ND	0.00099	EPA 8260C	10-13-15	10-13-15	
Dibromomethane	ND	0.00099	EPA 8260C	10-13-15	10-13-15	
Bromodichloromethane	ND	0.00099	EPA 8260C	10-13-15	10-13-15	
2-Chloroethyl Vinyl Ether	ND	0.0050	EPA 8260C	10-13-15	10-13-15	
(cis) 1,3-Dichloropropene	ND	0.00099	EPA 8260C	10-13-15	10-13-15	
(trans) 1,3-Dichloropropene	ND	0.00099	EPA 8260C	10-13-15	10-13-15	

This report pertains to the samples analyzed in accordance with the chain of custody,
and is intended only for the use of the individual or company to whom it is addressed.

Date of Report: October 20, 2015
Samples Submitted: October 12, 2015
Laboratory Reference: 1510-084
Project: 457-001

HALOGENATED VOLATILES EPA 8260C
page 2 of 2

Analyte	Result	PQL	Method	Date Prepared	Date Analyzed	Flags
Client ID:	**P2-8-5.0**					
Laboratory ID:	10-084-11					
1,1,2-Trichloroethane	ND	0.00099	EPA 8260C	10-13-15	10-13-15	
Tetrachloroethene	ND	0.00099	EPA 8260C	10-13-15	10-13-15	
1,3-Dichloropropane	ND	0.00099	EPA 8260C	10-13-15	10-13-15	
Dibromochloromethane	ND	0.00099	EPA 8260C	10-13-15	10-13-15	
1,2-Dibromoethane	ND	0.00099	EPA 8260C	10-13-15	10-13-15	
Chlorobenzene	ND	0.00099	EPA 8260C	10-13-15	10-13-15	
1,1,1,2-Tetrachloroethane	ND	0.00099	EPA 8260C	10-13-15	10-13-15	
Bromoform	ND	0.00099	EPA 8260C	10-13-15	10-13-15	
Bromobenzene	ND	0.00099	EPA 8260C	10-13-15	10-13-15	
1,1,2,2-Tetrachloroethane	ND	0.00099	EPA 8260C	10-13-15	10-13-15	
1,2,3-Trichloropropane	ND	0.00099	EPA 8260C	10-13-15	10-13-15	
2-Chlorotoluene	ND	0.00099	EPA 8260C	10-13-15	10-13-15	
4-Chlorotoluene	ND	0.00099	EPA 8260C	10-13-15	10-13-15	
1,3-Dichlorobenzene	ND	0.00099	EPA 8260C	10-13-15	10-13-15	
1,4-Dichlorobenzene	ND	0.00099	EPA 8260C	10-13-15	10-13-15	
1,2-Dichlorobenzene	ND	0.00099	EPA 8260C	10-13-15	10-13-15	
1,2-Dibromo-3-chloropropane	ND	0.0050	EPA 8260C	10-13-15	10-13-15	
1,2,4-Trichlorobenzene	ND	0.00099	EPA 8260C	10-13-15	10-13-15	
Hexachlorobutadiene	ND	0.0050	EPA 8260C	10-13-15	10-13-15	
1,2,3-Trichlorobenzene	ND	0.00099	EPA 8260C	10-13-15	10-13-15	
Surrogate:	***Percent Recovery***	***Control Limits***				
Dibromofluoromethane	***111***	***76-131***				
Toluene-d8	***105***	***82-129***				
4-Bromofluorobenzene	***99***	***79-126***				

This report pertains to the samples analyzed in accordance with the chain of custody,
and is intended only for the use of the individual or company to whom it is addressed.

Date of Report: October 20, 2015
Samples Submitted: October 12, 2015
Laboratory Reference: 1510-084
Project: 457-001

HALOGENATED VOLATILES EPA 8260C
page 1 of 2

Matrix: Soil
Units: mg/kg

Analyte	Result	PQL	Method	Date Prepared	Date Analyzed	Flags
Client ID:	**P2-8-7.5**					
Laboratory ID:	10-084-12					
Dichlorodifluoromethane	ND	0.0018	EPA 8260C	10-12-15	10-12-15	
Chloromethane	ND	0.0090	EPA 8260C	10-12-15	10-12-15	
Vinyl Chloride	ND	0.0018	EPA 8260C	10-12-15	10-12-15	
Bromomethane	ND	0.0018	EPA 8260C	10-12-15	10-12-15	
Chloroethane	ND	0.0090	EPA 8260C	10-12-15	10-12-15	
Trichlorofluoromethane	ND	0.0018	EPA 8260C	10-12-15	10-12-15	
1,1-Dichloroethene	ND	0.0018	EPA 8260C	10-12-15	10-12-15	
Iodomethane	ND	0.0090	EPA 8260C	10-12-15	10-12-15	
Methylene Chloride	ND	0.0090	EPA 8260C	10-12-15	10-12-15	
(trans) 1,2-Dichloroethene	ND	0.0018	EPA 8260C	10-12-15	10-12-15	
1,1-Dichloroethane	ND	0.0018	EPA 8260C	10-12-15	10-12-15	
2,2-Dichloropropane	ND	0.0018	EPA 8260C	10-12-15	10-12-15	
(cis) 1,2-Dichloroethene	ND	0.0018	EPA 8260C	10-12-15	10-12-15	
Bromochloromethane	ND	0.0018	EPA 8260C	10-12-15	10-12-15	
Chloroform	ND	0.0018	EPA 8260C	10-12-15	10-12-15	
1,1,1-Trichloroethane	ND	0.0018	EPA 8260C	10-12-15	10-12-15	
Carbon Tetrachloride	ND	0.0018	EPA 8260C	10-12-15	10-12-15	
1,1-Dichloropropene	ND	0.0018	EPA 8260C	10-12-15	10-12-15	
1,2-Dichloroethane	ND	0.0018	EPA 8260C	10-12-15	10-12-15	
Trichloroethene	ND	0.0018	EPA 8260C	10-12-15	10-12-15	
1,2-Dichloropropane	ND	0.0018	EPA 8260C	10-12-15	10-12-15	
Dibromomethane	ND	0.0018	EPA 8260C	10-12-15	10-12-15	
Bromodichloromethane	ND	0.0018	EPA 8260C	10-12-15	10-12-15	
2-Chloroethyl Vinyl Ether	ND	0.0090	EPA 8260C	10-12-15	10-12-15	
(cis) 1,3-Dichloropropene	ND	0.0018	EPA 8260C	10-12-15	10-12-15	
(trans) 1,3-Dichloropropene	ND	0.0018	EPA 8260C	10-12-15	10-12-15	

This report pertains to the samples analyzed in accordance with the chain of custody,
and is intended only for the use of the individual or company to whom it is addressed.

Date of Report: October 20, 2015
Samples Submitted: October 12, 2015
Laboratory Reference: 1510-084
Project: 457-001

HALOGENATED VOLATILES EPA 8260C
page 2 of 2

Analyte	Result	PQL	Method	Date Prepared	Date Analyzed	Flags
Client ID:	**P2-8-7.5**					
Laboratory ID:	10-084-12					
1,1,2-Trichloroethane	ND	0.0018	EPA 8260C	10-12-15	10-12-15	
Tetrachloroethene	ND	0.0018	EPA 8260C	10-12-15	10-12-15	
1,3-Dichloropropane	ND	0.0018	EPA 8260C	10-12-15	10-12-15	
Dibromochloromethane	ND	0.0018	EPA 8260C	10-12-15	10-12-15	
1,2-Dibromoethane	ND	0.0018	EPA 8260C	10-12-15	10-12-15	
Chlorobenzene	ND	0.0018	EPA 8260C	10-12-15	10-12-15	
1,1,1,2-Tetrachloroethane	ND	0.0018	EPA 8260C	10-12-15	10-12-15	
Bromoform	ND	0.0018	EPA 8260C	10-12-15	10-12-15	
Bromobenzene	ND	0.0018	EPA 8260C	10-12-15	10-12-15	
1,1,2,2-Tetrachloroethane	ND	0.0018	EPA 8260C	10-12-15	10-12-15	
1,2,3-Trichloropropane	ND	0.0018	EPA 8260C	10-12-15	10-12-15	
2-Chlorotoluene	ND	0.0018	EPA 8260C	10-12-15	10-12-15	
4-Chlorotoluene	ND	0.0018	EPA 8260C	10-12-15	10-12-15	
1,3-Dichlorobenzene	ND	0.0018	EPA 8260C	10-12-15	10-12-15	
1,4-Dichlorobenzene	ND	0.0018	EPA 8260C	10-12-15	10-12-15	
1,2-Dichlorobenzene	ND	0.0018	EPA 8260C	10-12-15	10-12-15	
1,2-Dibromo-3-chloropropane	ND	0.0090	EPA 8260C	10-12-15	10-12-15	
1,2,4-Trichlorobenzene	ND	0.0018	EPA 8260C	10-12-15	10-12-15	
Hexachlorobutadiene	ND	0.0090	EPA 8260C	10-12-15	10-12-15	
1,2,3-Trichlorobenzene	ND	0.0018	EPA 8260C	10-12-15	10-12-15	
Surrogate:	***Percent Recovery***	***Control Limits***				
Dibromofluoromethane	***111***	***76-131***				
Toluene-d8	***104***	***82-129***				
4-Bromofluorobenzene	***99***	***79-126***				

This report pertains to the samples analyzed in accordance with the chain of custody,
and is intended only for the use of the individual or company to whom it is addressed.

Date of Report: October 20, 2015
Samples Submitted: October 12, 2015
Laboratory Reference: 1510-084
Project: 457-001

HALOGENATED VOLATILES EPA 8260C
page 1 of 2

Matrix: Soil
Units: mg/kg

Analyte	Result	PQL	Method	Date Prepared	Date Analyzed	Flags
Client ID:	**P2-7-1.0**					
Laboratory ID:	10-084-13					
Dichlorodifluoromethane	ND	0.0024	EPA 8260C	10-13-15	10-13-15	
Chloromethane	ND	0.012	EPA 8260C	10-13-15	10-13-15	
Vinyl Chloride	ND	0.0024	EPA 8260C	10-13-15	10-13-15	
Bromomethane	ND	0.0024	EPA 8260C	10-13-15	10-13-15	
Chloroethane	ND	0.012	EPA 8260C	10-13-15	10-13-15	
Trichlorofluoromethane	ND	0.0024	EPA 8260C	10-13-15	10-13-15	
1,1-Dichloroethene	ND	0.0024	EPA 8260C	10-13-15	10-13-15	
Iodomethane	ND	0.012	EPA 8260C	10-13-15	10-13-15	
Methylene Chloride	ND	0.012	EPA 8260C	10-13-15	10-13-15	
(trans) 1,2-Dichloroethene	ND	0.0024	EPA 8260C	10-13-15	10-13-15	
1,1-Dichloroethane	ND	0.0024	EPA 8260C	10-13-15	10-13-15	
2,2-Dichloropropane	ND	0.0024	EPA 8260C	10-13-15	10-13-15	
(cis) 1,2-Dichloroethene	ND	0.0024	EPA 8260C	10-13-15	10-13-15	
Bromochloromethane	ND	0.0024	EPA 8260C	10-13-15	10-13-15	
Chloroform	ND	0.0024	EPA 8260C	10-13-15	10-13-15	
1,1,1-Trichloroethane	ND	0.0024	EPA 8260C	10-13-15	10-13-15	
Carbon Tetrachloride	ND	0.0024	EPA 8260C	10-13-15	10-13-15	
1,1-Dichloropropene	ND	0.0024	EPA 8260C	10-13-15	10-13-15	
1,2-Dichloroethane	ND	0.0024	EPA 8260C	10-13-15	10-13-15	
Trichloroethene	ND	0.0024	EPA 8260C	10-13-15	10-13-15	
1,2-Dichloropropane	ND	0.0024	EPA 8260C	10-13-15	10-13-15	
Dibromomethane	ND	0.0024	EPA 8260C	10-13-15	10-13-15	
Bromodichloromethane	ND	0.0024	EPA 8260C	10-13-15	10-13-15	
2-Chloroethyl Vinyl Ether	ND	0.012	EPA 8260C	10-13-15	10-13-15	
(cis) 1,3-Dichloropropene	ND	0.0024	EPA 8260C	10-13-15	10-13-15	
(trans) 1,3-Dichloropropene	ND	0.0024	EPA 8260C	10-13-15	10-13-15	

This report pertains to the samples analyzed in accordance with the chain of custody,
and is intended only for the use of the individual or company to whom it is addressed.

Date of Report: October 20, 2015
Samples Submitted: October 12, 2015
Laboratory Reference: 1510-084
Project: 457-001

HALOGENATED VOLATILES EPA 8260C
page 2 of 2

Analyte	Result	PQL	Method	Date Prepared	Date Analyzed	Flags
Client ID:	**P2-7-1.0**					
Laboratory ID:	10-084-13					
1,1,2-Trichloroethane	ND	0.0024	EPA 8260C	10-13-15	10-13-15	
Tetrachloroethene	ND	0.0024	EPA 8260C	10-13-15	10-13-15	
1,3-Dichloropropane	ND	0.0024	EPA 8260C	10-13-15	10-13-15	
Dibromochloromethane	ND	0.0024	EPA 8260C	10-13-15	10-13-15	
1,2-Dibromoethane	ND	0.0024	EPA 8260C	10-13-15	10-13-15	
Chlorobenzene	ND	0.0024	EPA 8260C	10-13-15	10-13-15	
1,1,1,2-Tetrachloroethane	ND	0.0024	EPA 8260C	10-13-15	10-13-15	
Bromoform	ND	0.0024	EPA 8260C	10-13-15	10-13-15	
Bromobenzene	ND	0.0024	EPA 8260C	10-13-15	10-13-15	
1,1,2,2-Tetrachloroethane	ND	0.0024	EPA 8260C	10-13-15	10-13-15	
1,2,3-Trichloropropane	ND	0.0024	EPA 8260C	10-13-15	10-13-15	
2-Chlorotoluene	ND	0.0024	EPA 8260C	10-13-15	10-13-15	
4-Chlorotoluene	ND	0.0024	EPA 8260C	10-13-15	10-13-15	
1,3-Dichlorobenzene	ND	0.0024	EPA 8260C	10-13-15	10-13-15	
1,4-Dichlorobenzene	ND	0.0024	EPA 8260C	10-13-15	10-13-15	
1,2-Dichlorobenzene	ND	0.0024	EPA 8260C	10-13-15	10-13-15	
1,2-Dibromo-3-chloropropane	ND	0.012	EPA 8260C	10-13-15	10-13-15	
1,2,4-Trichlorobenzene	ND	0.0024	EPA 8260C	10-13-15	10-13-15	
Hexachlorobutadiene	ND	0.012	EPA 8260C	10-13-15	10-13-15	
1,2,3-Trichlorobenzene	ND	0.0024	EPA 8260C	10-13-15	10-13-15	
Surrogate:	***Percent Recovery***	***Control Limits***				
Dibromofluoromethane	***115***	***76-131***				
Toluene-d8	***107***	***82-129***				
4-Bromofluorobenzene	***103***	***79-126***				

This report pertains to the samples analyzed in accordance with the chain of custody,
and is intended only for the use of the individual or company to whom it is addressed.

Date of Report: October 20, 2015
Samples Submitted: October 12, 2015
Laboratory Reference: 1510-084
Project: 457-001

HALOGENATED VOLATILES EPA 8260C
page 1 of 2

Matrix: Soil
Units: mg/kg

Analyte	Result	PQL	Method	Date Prepared	Date Analyzed	Flags
Client ID:	**P2-7-3.0**					
Laboratory ID:	10-084-14					
Dichlorodifluoromethane	ND	0.0021	EPA 8260C	10-13-15	10-13-15	
Chloromethane	ND	0.011	EPA 8260C	10-13-15	10-13-15	
Vinyl Chloride	ND	0.0021	EPA 8260C	10-13-15	10-13-15	
Bromomethane	ND	0.0021	EPA 8260C	10-13-15	10-13-15	
Chloroethane	ND	0.011	EPA 8260C	10-13-15	10-13-15	
Trichlorofluoromethane	ND	0.0021	EPA 8260C	10-13-15	10-13-15	
1,1-Dichloroethene	ND	0.0021	EPA 8260C	10-13-15	10-13-15	
Iodomethane	ND	0.011	EPA 8260C	10-13-15	10-13-15	
Methylene Chloride	ND	0.011	EPA 8260C	10-13-15	10-13-15	
(trans) 1,2-Dichloroethene	ND	0.0021	EPA 8260C	10-13-15	10-13-15	
1,1-Dichloroethane	ND	0.0021	EPA 8260C	10-13-15	10-13-15	
2,2-Dichloropropane	ND	0.0021	EPA 8260C	10-13-15	10-13-15	
(cis) 1,2-Dichloroethene	ND	0.0021	EPA 8260C	10-13-15	10-13-15	
Bromochloromethane	ND	0.0021	EPA 8260C	10-13-15	10-13-15	
Chloroform	ND	0.0021	EPA 8260C	10-13-15	10-13-15	
1,1,1-Trichloroethane	ND	0.0021	EPA 8260C	10-13-15	10-13-15	
Carbon Tetrachloride	ND	0.0021	EPA 8260C	10-13-15	10-13-15	
1,1-Dichloropropene	ND	0.0021	EPA 8260C	10-13-15	10-13-15	
1,2-Dichloroethane	ND	0.0021	EPA 8260C	10-13-15	10-13-15	
Trichloroethene	ND	0.0021	EPA 8260C	10-13-15	10-13-15	
1,2-Dichloropropane	ND	0.0021	EPA 8260C	10-13-15	10-13-15	
Dibromomethane	ND	0.0021	EPA 8260C	10-13-15	10-13-15	
Bromodichloromethane	ND	0.0021	EPA 8260C	10-13-15	10-13-15	
2-Chloroethyl Vinyl Ether	ND	0.011	EPA 8260C	10-13-15	10-13-15	
(cis) 1,3-Dichloropropene	ND	0.0021	EPA 8260C	10-13-15	10-13-15	
(trans) 1,3-Dichloropropene	ND	0.0021	EPA 8260C	10-13-15	10-13-15	

This report pertains to the samples analyzed in accordance with the chain of custody,
and is intended only for the use of the individual or company to whom it is addressed.

Date of Report: October 20, 2015
Samples Submitted: October 12, 2015
Laboratory Reference: 1510-084
Project: 457-001

HALOGENATED VOLATILES EPA 8260C
page 2 of 2

Analyte	Result	PQL	Method	Date Prepared	Date Analyzed	Flags
Client ID:	**P2-7-3.0**					
Laboratory ID:	10-084-14					
1,1,2-Trichloroethane	ND	0.0021	EPA 8260C	10-13-15	10-13-15	
Tetrachloroethene	ND	0.0021	EPA 8260C	10-13-15	10-13-15	
1,3-Dichloropropane	ND	0.0021	EPA 8260C	10-13-15	10-13-15	
Dibromochloromethane	ND	0.0021	EPA 8260C	10-13-15	10-13-15	
1,2-Dibromoethane	ND	0.0021	EPA 8260C	10-13-15	10-13-15	
Chlorobenzene	ND	0.0021	EPA 8260C	10-13-15	10-13-15	
1,1,1,2-Tetrachloroethane	ND	0.0021	EPA 8260C	10-13-15	10-13-15	
Bromoform	ND	0.0021	EPA 8260C	10-13-15	10-13-15	
Bromobenzene	ND	0.0021	EPA 8260C	10-13-15	10-13-15	
1,1,2,2-Tetrachloroethane	ND	0.0021	EPA 8260C	10-13-15	10-13-15	
1,2,3-Trichloropropane	ND	0.0021	EPA 8260C	10-13-15	10-13-15	
2-Chlorotoluene	ND	0.0021	EPA 8260C	10-13-15	10-13-15	
4-Chlorotoluene	ND	0.0021	EPA 8260C	10-13-15	10-13-15	
1,3-Dichlorobenzene	ND	0.0021	EPA 8260C	10-13-15	10-13-15	
1,4-Dichlorobenzene	ND	0.0021	EPA 8260C	10-13-15	10-13-15	
1,2-Dichlorobenzene	ND	0.0021	EPA 8260C	10-13-15	10-13-15	
1,2-Dibromo-3-chloropropane	ND	0.011	EPA 8260C	10-13-15	10-13-15	
1,2,4-Trichlorobenzene	ND	0.0021	EPA 8260C	10-13-15	10-13-15	
Hexachlorobutadiene	ND	0.011	EPA 8260C	10-13-15	10-13-15	
1,2,3-Trichlorobenzene	ND	0.0021	EPA 8260C	10-13-15	10-13-15	
Surrogate:	***Percent Recovery***	***Control Limits***				
Dibromofluoromethane	***111***	***76-131***				
Toluene-d8	***102***	***82-129***				
4-Bromofluorobenzene	***88***	***79-126***				

This report pertains to the samples analyzed in accordance with the chain of custody,
and is intended only for the use of the individual or company to whom it is addressed.

Date of Report: October 20, 2015
Samples Submitted: October 12, 2015
Laboratory Reference: 1510-084
Project: 457-001

HALOGENATED VOLATILES EPA 8260C
page 1 of 2

Matrix: Soil
Units: mg/kg

Analyte	Result	PQL	Method	Date Prepared	Date Analyzed	Flags
Client ID:	**P2-7-5.0**					
Laboratory ID:	10-084-15					
Dichlorodifluoromethane	ND	0.0012	EPA 8260C	10-13-15	10-13-15	
Chloromethane	ND	0.0062	EPA 8260C	10-13-15	10-13-15	
Vinyl Chloride	ND	0.0012	EPA 8260C	10-13-15	10-13-15	
Bromomethane	ND	0.0012	EPA 8260C	10-13-15	10-13-15	
Chloroethane	ND	0.0062	EPA 8260C	10-13-15	10-13-15	
Trichlorofluoromethane	ND	0.0012	EPA 8260C	10-13-15	10-13-15	
1,1-Dichloroethene	ND	0.0012	EPA 8260C	10-13-15	10-13-15	
Iodomethane	ND	0.0062	EPA 8260C	10-13-15	10-13-15	
Methylene Chloride	ND	0.0062	EPA 8260C	10-13-15	10-13-15	
(trans) 1,2-Dichloroethene	ND	0.0012	EPA 8260C	10-13-15	10-13-15	
1,1-Dichloroethane	ND	0.0012	EPA 8260C	10-13-15	10-13-15	
2,2-Dichloropropane	ND	0.0012	EPA 8260C	10-13-15	10-13-15	
(cis) 1,2-Dichloroethene	0.0063	0.0012	EPA 8260C	10-13-15	10-13-15	
Bromochloromethane	ND	0.0012	EPA 8260C	10-13-15	10-13-15	
Chloroform	ND	0.0012	EPA 8260C	10-13-15	10-13-15	
1,1,1-Trichloroethane	ND	0.0012	EPA 8260C	10-13-15	10-13-15	
Carbon Tetrachloride	ND	0.0012	EPA 8260C	10-13-15	10-13-15	
1,1-Dichloropropene	ND	0.0012	EPA 8260C	10-13-15	10-13-15	
1,2-Dichloroethane	ND	0.0012	EPA 8260C	10-13-15	10-13-15	
Trichloroethene	0.0015	0.0012	EPA 8260C	10-13-15	10-13-15	
1,2-Dichloropropane	ND	0.0012	EPA 8260C	10-13-15	10-13-15	
Dibromomethane	ND	0.0012	EPA 8260C	10-13-15	10-13-15	
Bromodichloromethane	ND	0.0012	EPA 8260C	10-13-15	10-13-15	
2-Chloroethyl Vinyl Ether	ND	0.0062	EPA 8260C	10-13-15	10-13-15	
(cis) 1,3-Dichloropropene	ND	0.0012	EPA 8260C	10-13-15	10-13-15	
(trans) 1,3-Dichloropropene	ND	0.0012	EPA 8260C	10-13-15	10-13-15	

This report pertains to the samples analyzed in accordance with the chain of custody,
and is intended only for the use of the individual or company to whom it is addressed.

Date of Report: October 20, 2015
Samples Submitted: October 12, 2015
Laboratory Reference: 1510-084
Project: 457-001

HALOGENATED VOLATILES EPA 8260C
page 2 of 2

Analyte	Result	PQL	Method	Date Prepared	Date Analyzed	Flags
Client ID:	**P2-7-5.0**					
Laboratory ID:	10-084-15					
1,1,2-Trichloroethane	ND	0.0012	EPA 8260C	10-13-15	10-13-15	
Tetrachloroethene	ND	0.0012	EPA 8260C	10-13-15	10-13-15	
1,3-Dichloropropane	ND	0.0012	EPA 8260C	10-13-15	10-13-15	
Dibromochloromethane	ND	0.0012	EPA 8260C	10-13-15	10-13-15	
1,2-Dibromoethane	ND	0.0012	EPA 8260C	10-13-15	10-13-15	
Chlorobenzene	ND	0.0012	EPA 8260C	10-13-15	10-13-15	
1,1,1,2-Tetrachloroethane	ND	0.0012	EPA 8260C	10-13-15	10-13-15	
Bromoform	ND	0.0012	EPA 8260C	10-13-15	10-13-15	
Bromobenzene	ND	0.0012	EPA 8260C	10-13-15	10-13-15	
1,1,2,2-Tetrachloroethane	ND	0.0012	EPA 8260C	10-13-15	10-13-15	
1,2,3-Trichloropropane	ND	0.0012	EPA 8260C	10-13-15	10-13-15	
2-Chlorotoluene	ND	0.0012	EPA 8260C	10-13-15	10-13-15	
4-Chlorotoluene	ND	0.0012	EPA 8260C	10-13-15	10-13-15	
1,3-Dichlorobenzene	ND	0.0012	EPA 8260C	10-13-15	10-13-15	
1,4-Dichlorobenzene	ND	0.0012	EPA 8260C	10-13-15	10-13-15	
1,2-Dichlorobenzene	ND	0.0012	EPA 8260C	10-13-15	10-13-15	
1,2-Dibromo-3-chloropropane	ND	0.0062	EPA 8260C	10-13-15	10-13-15	
1,2,4-Trichlorobenzene	ND	0.0012	EPA 8260C	10-13-15	10-13-15	
Hexachlorobutadiene	ND	0.0062	EPA 8260C	10-13-15	10-13-15	
1,2,3-Trichlorobenzene	ND	0.0012	EPA 8260C	10-13-15	10-13-15	
Surrogate:	***Percent Recovery***	***Control Limits***				
Dibromofluoromethane	***110***	***76-131***				
Toluene-d8	***101***	***82-129***				
4-Bromofluorobenzene	***97***	***79-126***				

This report pertains to the samples analyzed in accordance with the chain of custody,
and is intended only for the use of the individual or company to whom it is addressed.

Date of Report: October 20, 2015
Samples Submitted: October 12, 2015
Laboratory Reference: 1510-084
Project: 457-001

HALOGENATED VOLATILES EPA 8260C
page 1 of 2

Matrix: Soil
Units: mg/kg

Analyte	Result	PQL	Method	Date Prepared	Date Analyzed	Flags
Client ID:	**P2-7-7.5**					
Laboratory ID:	10-084-16					
Dichlorodifluoromethane	ND	0.00096	EPA 8260C	10-13-15	10-13-15	
Chloromethane	ND	0.0048	EPA 8260C	10-13-15	10-13-15	
Vinyl Chloride	ND	0.00096	EPA 8260C	10-13-15	10-13-15	
Bromomethane	ND	0.00096	EPA 8260C	10-13-15	10-13-15	
Chloroethane	ND	0.0048	EPA 8260C	10-13-15	10-13-15	
Trichlorofluoromethane	ND	0.00096	EPA 8260C	10-13-15	10-13-15	
1,1-Dichloroethene	ND	0.00096	EPA 8260C	10-13-15	10-13-15	
Iodomethane	ND	0.0048	EPA 8260C	10-13-15	10-13-15	
Methylene Chloride	ND	0.0048	EPA 8260C	10-13-15	10-13-15	
(trans) 1,2-Dichloroethene	0.0013	0.00096	EPA 8260C	10-13-15	10-13-15	
1,1-Dichloroethane	ND	0.00096	EPA 8260C	10-13-15	10-13-15	
2,2-Dichloropropane	ND	0.00096	EPA 8260C	10-13-15	10-13-15	
(cis) 1,2-Dichloroethene	0.0081	0.00096	EPA 8260C	10-13-15	10-13-15	
Bromochloromethane	ND	0.00096	EPA 8260C	10-13-15	10-13-15	
Chloroform	ND	0.00096	EPA 8260C	10-13-15	10-13-15	
1,1,1-Trichloroethane	ND	0.00096	EPA 8260C	10-13-15	10-13-15	
Carbon Tetrachloride	ND	0.00096	EPA 8260C	10-13-15	10-13-15	
1,1-Dichloropropene	ND	0.00096	EPA 8260C	10-13-15	10-13-15	
1,2-Dichloroethane	ND	0.00096	EPA 8260C	10-13-15	10-13-15	
Trichloroethene	0.0042	0.00096	EPA 8260C	10-13-15	10-13-15	
1,2-Dichloropropane	ND	0.00096	EPA 8260C	10-13-15	10-13-15	
Dibromomethane	ND	0.00096	EPA 8260C	10-13-15	10-13-15	
Bromodichloromethane	ND	0.00096	EPA 8260C	10-13-15	10-13-15	
2-Chloroethyl Vinyl Ether	ND	0.0048	EPA 8260C	10-13-15	10-13-15	
(cis) 1,3-Dichloropropene	ND	0.00096	EPA 8260C	10-13-15	10-13-15	
(trans) 1,3-Dichloropropene	ND	0.00096	EPA 8260C	10-13-15	10-13-15	

This report pertains to the samples analyzed in accordance with the chain of custody,
and is intended only for the use of the individual or company to whom it is addressed.

Date of Report: October 20, 2015
Samples Submitted: October 12, 2015
Laboratory Reference: 1510-084
Project: 457-001

HALOGENATED VOLATILES EPA 8260C
page 2 of 2

Analyte	Result	PQL	Method	Date Prepared	Date Analyzed	Flags
Client ID:	**P2-7-7.5**					
Laboratory ID:	10-084-16					
1,1,2-Trichloroethane	ND	0.00096	EPA 8260C	10-13-15	10-13-15	
Tetrachloroethene	ND	0.00096	EPA 8260C	10-13-15	10-13-15	
1,3-Dichloropropane	ND	0.00096	EPA 8260C	10-13-15	10-13-15	
Dibromochloromethane	ND	0.00096	EPA 8260C	10-13-15	10-13-15	
1,2-Dibromoethane	ND	0.00096	EPA 8260C	10-13-15	10-13-15	
Chlorobenzene	ND	0.00096	EPA 8260C	10-13-15	10-13-15	
1,1,1,2-Tetrachloroethane	ND	0.00096	EPA 8260C	10-13-15	10-13-15	
Bromoform	ND	0.00096	EPA 8260C	10-13-15	10-13-15	
Bromobenzene	ND	0.00096	EPA 8260C	10-13-15	10-13-15	
1,1,2,2-Tetrachloroethane	ND	0.00096	EPA 8260C	10-13-15	10-13-15	
1,2,3-Trichloropropane	ND	0.00096	EPA 8260C	10-13-15	10-13-15	
2-Chlorotoluene	ND	0.00096	EPA 8260C	10-13-15	10-13-15	
4-Chlorotoluene	ND	0.00096	EPA 8260C	10-13-15	10-13-15	
1,3-Dichlorobenzene	ND	0.00096	EPA 8260C	10-13-15	10-13-15	
1,4-Dichlorobenzene	ND	0.00096	EPA 8260C	10-13-15	10-13-15	
1,2-Dichlorobenzene	ND	0.00096	EPA 8260C	10-13-15	10-13-15	
1,2-Dibromo-3-chloropropane	ND	0.0048	EPA 8260C	10-13-15	10-13-15	
1,2,4-Trichlorobenzene	ND	0.00096	EPA 8260C	10-13-15	10-13-15	
Hexachlorobutadiene	ND	0.0048	EPA 8260C	10-13-15	10-13-15	
1,2,3-Trichlorobenzene	ND	0.00096	EPA 8260C	10-13-15	10-13-15	
Surrogate:	***Percent Recovery***	***Control Limits***				
Dibromofluoromethane	***117***	***76-131***				
Toluene-d8	***109***	***82-129***				
4-Bromofluorobenzene	***104***	***79-126***				

This report pertains to the samples analyzed in accordance with the chain of custody,
and is intended only for the use of the individual or company to whom it is addressed.

Date of Report: October 20, 2015
Samples Submitted: October 12, 2015
Laboratory Reference: 1510-084
Project: 457-001

HALOGENATED VOLATILES EPA 8260C
page 1 of 2

Matrix: Soil
Units: mg/kg

Analyte	Result	PQL	Method	Date Prepared	Date Analyzed	Flags
Client ID:	**P2-11-1.0**					
Laboratory ID:	10-084-17					
Dichlorodifluoromethane	ND	0.0013	EPA 8260C	10-14-15	10-14-15	
Chloromethane	ND	0.0067	EPA 8260C	10-14-15	10-14-15	
Vinyl Chloride	ND	0.0013	EPA 8260C	10-14-15	10-14-15	
Bromomethane	ND	0.0013	EPA 8260C	10-14-15	10-14-15	
Chloroethane	ND	0.0067	EPA 8260C	10-14-15	10-14-15	
Trichlorofluoromethane	ND	0.0013	EPA 8260C	10-14-15	10-14-15	
1,1-Dichloroethene	ND	0.0013	EPA 8260C	10-14-15	10-14-15	
Iodomethane	ND	0.0067	EPA 8260C	10-14-15	10-14-15	
Methylene Chloride	ND	0.0067	EPA 8260C	10-14-15	10-14-15	
(trans) 1,2-Dichloroethene	ND	0.0013	EPA 8260C	10-14-15	10-14-15	
1,1-Dichloroethane	ND	0.0013	EPA 8260C	10-14-15	10-14-15	
2,2-Dichloropropane	ND	0.0013	EPA 8260C	10-14-15	10-14-15	
(cis) 1,2-Dichloroethene	ND	0.0013	EPA 8260C	10-14-15	10-14-15	
Bromochloromethane	ND	0.0013	EPA 8260C	10-14-15	10-14-15	
Chloroform	ND	0.0013	EPA 8260C	10-14-15	10-14-15	
1,1,1-Trichloroethane	ND	0.0013	EPA 8260C	10-14-15	10-14-15	
Carbon Tetrachloride	ND	0.0013	EPA 8260C	10-14-15	10-14-15	
1,1-Dichloropropene	ND	0.0013	EPA 8260C	10-14-15	10-14-15	
1,2-Dichloroethane	ND	0.0013	EPA 8260C	10-14-15	10-14-15	
Trichloroethene	ND	0.0013	EPA 8260C	10-14-15	10-14-15	
1,2-Dichloropropane	ND	0.0013	EPA 8260C	10-14-15	10-14-15	
Dibromomethane	ND	0.0013	EPA 8260C	10-14-15	10-14-15	
Bromodichloromethane	ND	0.0013	EPA 8260C	10-14-15	10-14-15	
2-Chloroethyl Vinyl Ether	ND	0.0067	EPA 8260C	10-14-15	10-14-15	
(cis) 1,3-Dichloropropene	ND	0.0013	EPA 8260C	10-14-15	10-14-15	
(trans) 1,3-Dichloropropene	ND	0.0013	EPA 8260C	10-14-15	10-14-15	

This report pertains to the samples analyzed in accordance with the chain of custody,
and is intended only for the use of the individual or company to whom it is addressed.

Date of Report: October 20, 2015
Samples Submitted: October 12, 2015
Laboratory Reference: 1510-084
Project: 457-001

HALOGENATED VOLATILES EPA 8260C
page 2 of 2

Analyte	Result	PQL	Method	Date Prepared	Date Analyzed	Flags
Client ID:	**P2-11-1.0**					
Laboratory ID:	10-084-17					
1,1,2-Trichloroethane	ND	0.0013	EPA 8260C	10-14-15	10-14-15	
Tetrachloroethene	ND	0.0013	EPA 8260C	10-14-15	10-14-15	
1,3-Dichloropropane	ND	0.0013	EPA 8260C	10-14-15	10-14-15	
Dibromochloromethane	ND	0.0013	EPA 8260C	10-14-15	10-14-15	
1,2-Dibromoethane	ND	0.0013	EPA 8260C	10-14-15	10-14-15	
Chlorobenzene	ND	0.0013	EPA 8260C	10-14-15	10-14-15	
1,1,1,2-Tetrachloroethane	ND	0.0013	EPA 8260C	10-14-15	10-14-15	
Bromoform	ND	0.0013	EPA 8260C	10-14-15	10-14-15	
Bromobenzene	ND	0.0013	EPA 8260C	10-14-15	10-14-15	
1,1,2,2-Tetrachloroethane	ND	0.0013	EPA 8260C	10-14-15	10-14-15	
1,2,3-Trichloropropane	ND	0.0013	EPA 8260C	10-14-15	10-14-15	
2-Chlorotoluene	ND	0.0013	EPA 8260C	10-14-15	10-14-15	
4-Chlorotoluene	ND	0.0013	EPA 8260C	10-14-15	10-14-15	
1,3-Dichlorobenzene	ND	0.0013	EPA 8260C	10-14-15	10-14-15	
1,4-Dichlorobenzene	ND	0.0013	EPA 8260C	10-14-15	10-14-15	
1,2-Dichlorobenzene	ND	0.0013	EPA 8260C	10-14-15	10-14-15	
1,2-Dibromo-3-chloropropane	ND	0.0067	EPA 8260C	10-14-15	10-14-15	
1,2,4-Trichlorobenzene	ND	0.0013	EPA 8260C	10-14-15	10-14-15	
Hexachlorobutadiene	ND	0.0067	EPA 8260C	10-14-15	10-14-15	
1,2,3-Trichlorobenzene	ND	0.0013	EPA 8260C	10-14-15	10-14-15	
Surrogate:	***Percent Recovery***	***Control Limits***				
Dibromofluoromethane	***119***	***76-131***				
Toluene-d8	***112***	***82-129***				
4-Bromofluorobenzene	***106***	***79-126***				

This report pertains to the samples analyzed in accordance with the chain of custody,
and is intended only for the use of the individual or company to whom it is addressed.

Date of Report: October 20, 2015
Samples Submitted: October 12, 2015
Laboratory Reference: 1510-084
Project: 457-001

HALOGENATED VOLATILES EPA 8260C
page 1 of 2

Matrix: Soil
Units: mg/kg

Analyte	Result	PQL	Method	Date Prepared	Date Analyzed	Flags
Client ID:	**P2-11-3.0**					
Laboratory ID:	10-084-18					
Dichlorodifluoromethane	ND	0.0011	EPA 8260C	10-14-15	10-14-15	
Chloromethane	ND	0.0057	EPA 8260C	10-14-15	10-14-15	
Vinyl Chloride	ND	0.0011	EPA 8260C	10-14-15	10-14-15	
Bromomethane	ND	0.0011	EPA 8260C	10-14-15	10-14-15	
Chloroethane	ND	0.0057	EPA 8260C	10-14-15	10-14-15	
Trichlorofluoromethane	ND	0.0011	EPA 8260C	10-14-15	10-14-15	
1,1-Dichloroethene	ND	0.0011	EPA 8260C	10-14-15	10-14-15	
Iodomethane	ND	0.0057	EPA 8260C	10-14-15	10-14-15	
Methylene Chloride	ND	0.0057	EPA 8260C	10-14-15	10-14-15	
(trans) 1,2-Dichloroethene	ND	0.0011	EPA 8260C	10-14-15	10-14-15	
1,1-Dichloroethane	ND	0.0011	EPA 8260C	10-14-15	10-14-15	
2,2-Dichloropropane	ND	0.0011	EPA 8260C	10-14-15	10-14-15	
(cis) 1,2-Dichloroethene	ND	0.0011	EPA 8260C	10-14-15	10-14-15	
Bromochloromethane	ND	0.0011	EPA 8260C	10-14-15	10-14-15	
Chloroform	ND	0.0011	EPA 8260C	10-14-15	10-14-15	
1,1,1-Trichloroethane	ND	0.0011	EPA 8260C	10-14-15	10-14-15	
Carbon Tetrachloride	ND	0.0011	EPA 8260C	10-14-15	10-14-15	
1,1-Dichloropropene	ND	0.0011	EPA 8260C	10-14-15	10-14-15	
1,2-Dichloroethane	ND	0.0011	EPA 8260C	10-14-15	10-14-15	
Trichloroethene	ND	0.0011	EPA 8260C	10-14-15	10-14-15	
1,2-Dichloropropane	ND	0.0011	EPA 8260C	10-14-15	10-14-15	
Dibromomethane	ND	0.0011	EPA 8260C	10-14-15	10-14-15	
Bromodichloromethane	ND	0.0011	EPA 8260C	10-14-15	10-14-15	
2-Chloroethyl Vinyl Ether	ND	0.0057	EPA 8260C	10-14-15	10-14-15	
(cis) 1,3-Dichloropropene	ND	0.0011	EPA 8260C	10-14-15	10-14-15	
(trans) 1,3-Dichloropropene	ND	0.0011	EPA 8260C	10-14-15	10-14-15	

This report pertains to the samples analyzed in accordance with the chain of custody,
and is intended only for the use of the individual or company to whom it is addressed.

Date of Report: October 20, 2015
Samples Submitted: October 12, 2015
Laboratory Reference: 1510-084
Project: 457-001

HALOGENATED VOLATILES EPA 8260C
page 2 of 2

Analyte	Result	PQL	Method	Date Prepared	Date Analyzed	Flags
Client ID:	**P2-11-3.0**					
Laboratory ID:	10-084-18					
1,1,2-Trichloroethane	ND	0.0011	EPA 8260C	10-14-15	10-14-15	
Tetrachloroethene	ND	0.0011	EPA 8260C	10-14-15	10-14-15	
1,3-Dichloropropane	ND	0.0011	EPA 8260C	10-14-15	10-14-15	
Dibromochloromethane	ND	0.0011	EPA 8260C	10-14-15	10-14-15	
1,2-Dibromoethane	ND	0.0011	EPA 8260C	10-14-15	10-14-15	
Chlorobenzene	ND	0.0011	EPA 8260C	10-14-15	10-14-15	
1,1,1,2-Tetrachloroethane	ND	0.0011	EPA 8260C	10-14-15	10-14-15	
Bromoform	ND	0.0011	EPA 8260C	10-14-15	10-14-15	
Bromobenzene	ND	0.0011	EPA 8260C	10-14-15	10-14-15	
1,1,2,2-Tetrachloroethane	ND	0.0011	EPA 8260C	10-14-15	10-14-15	
1,2,3-Trichloropropane	ND	0.0011	EPA 8260C	10-14-15	10-14-15	
2-Chlorotoluene	ND	0.0011	EPA 8260C	10-14-15	10-14-15	
4-Chlorotoluene	ND	0.0011	EPA 8260C	10-14-15	10-14-15	
1,3-Dichlorobenzene	ND	0.0011	EPA 8260C	10-14-15	10-14-15	
1,4-Dichlorobenzene	ND	0.0011	EPA 8260C	10-14-15	10-14-15	
1,2-Dichlorobenzene	ND	0.0011	EPA 8260C	10-14-15	10-14-15	
1,2-Dibromo-3-chloropropane	ND	0.0057	EPA 8260C	10-14-15	10-14-15	
1,2,4-Trichlorobenzene	ND	0.0011	EPA 8260C	10-14-15	10-14-15	
Hexachlorobutadiene	ND	0.0057	EPA 8260C	10-14-15	10-14-15	
1,2,3-Trichlorobenzene	ND	0.0011	EPA 8260C	10-14-15	10-14-15	
Surrogate:	***Percent Recovery***	***Control Limits***				
Dibromofluoromethane	***120***	***76-131***				
Toluene-d8	***110***	***82-129***				
4-Bromofluorobenzene	***91***	***79-126***				

This report pertains to the samples analyzed in accordance with the chain of custody,
and is intended only for the use of the individual or company to whom it is addressed.

Date of Report: October 20, 2015
Samples Submitted: October 12, 2015
Laboratory Reference: 1510-084
Project: 457-001

HALOGENATED VOLATILES EPA 8260C
page 1 of 2

Matrix: Soil
Units: mg/kg

Analyte	Result	PQL	Method	Date Prepared	Date Analyzed	Flags
Client ID:	**P2-11-5.0**					
Laboratory ID:	10-084-19					
Dichlorodifluoromethane	ND	0.00088	EPA 8260C	10-13-15	10-13-15	
Chloromethane	ND	0.0044	EPA 8260C	10-13-15	10-13-15	
Vinyl Chloride	ND	0.00088	EPA 8260C	10-13-15	10-13-15	
Bromomethane	ND	0.00088	EPA 8260C	10-13-15	10-13-15	
Chloroethane	ND	0.0044	EPA 8260C	10-13-15	10-13-15	
Trichlorofluoromethane	ND	0.00088	EPA 8260C	10-13-15	10-13-15	
1,1-Dichloroethene	ND	0.00088	EPA 8260C	10-13-15	10-13-15	
Iodomethane	ND	0.0044	EPA 8260C	10-13-15	10-13-15	
Methylene Chloride	ND	0.0044	EPA 8260C	10-13-15	10-13-15	
(trans) 1,2-Dichloroethene	ND	0.00088	EPA 8260C	10-13-15	10-13-15	
1,1-Dichloroethane	ND	0.00088	EPA 8260C	10-13-15	10-13-15	
2,2-Dichloropropane	ND	0.00088	EPA 8260C	10-13-15	10-13-15	
(cis) 1,2-Dichloroethene	ND	0.00088	EPA 8260C	10-13-15	10-13-15	
Bromochloromethane	ND	0.00088	EPA 8260C	10-13-15	10-13-15	
Chloroform	ND	0.00088	EPA 8260C	10-13-15	10-13-15	
1,1,1-Trichloroethane	ND	0.00088	EPA 8260C	10-13-15	10-13-15	
Carbon Tetrachloride	ND	0.00088	EPA 8260C	10-13-15	10-13-15	
1,1-Dichloropropene	ND	0.00088	EPA 8260C	10-13-15	10-13-15	
1,2-Dichloroethane	ND	0.00088	EPA 8260C	10-13-15	10-13-15	
Trichloroethene	ND	0.00088	EPA 8260C	10-13-15	10-13-15	
1,2-Dichloropropane	ND	0.00088	EPA 8260C	10-13-15	10-13-15	
Dibromomethane	ND	0.00088	EPA 8260C	10-13-15	10-13-15	
Bromodichloromethane	ND	0.00088	EPA 8260C	10-13-15	10-13-15	
2-Chloroethyl Vinyl Ether	ND	0.0044	EPA 8260C	10-13-15	10-13-15	
(cis) 1,3-Dichloropropene	ND	0.00088	EPA 8260C	10-13-15	10-13-15	
(trans) 1,3-Dichloropropene	ND	0.00088	EPA 8260C	10-13-15	10-13-15	

This report pertains to the samples analyzed in accordance with the chain of custody,
and is intended only for the use of the individual or company to whom it is addressed.

Date of Report: October 20, 2015
Samples Submitted: October 12, 2015
Laboratory Reference: 1510-084
Project: 457-001

HALOGENATED VOLATILES EPA 8260C
page 2 of 2

Analyte	Result	PQL	Method	Date Prepared	Date Analyzed	Flags
Client ID:	**P2-11-5.0**					
Laboratory ID:	10-084-19					
1,1,2-Trichloroethane	ND	0.00088	EPA 8260C	10-13-15	10-13-15	
Tetrachloroethene	ND	0.00088	EPA 8260C	10-13-15	10-13-15	
1,3-Dichloropropane	ND	0.00088	EPA 8260C	10-13-15	10-13-15	
Dibromochloromethane	ND	0.00088	EPA 8260C	10-13-15	10-13-15	
1,2-Dibromoethane	ND	0.00088	EPA 8260C	10-13-15	10-13-15	
Chlorobenzene	ND	0.00088	EPA 8260C	10-13-15	10-13-15	
1,1,1,2-Tetrachloroethane	ND	0.00088	EPA 8260C	10-13-15	10-13-15	
Bromoform	ND	0.00088	EPA 8260C	10-13-15	10-13-15	
Bromobenzene	ND	0.00088	EPA 8260C	10-13-15	10-13-15	
1,1,2,2-Tetrachloroethane	ND	0.00088	EPA 8260C	10-13-15	10-13-15	
1,2,3-Trichloropropane	ND	0.00088	EPA 8260C	10-13-15	10-13-15	
2-Chlorotoluene	ND	0.00088	EPA 8260C	10-13-15	10-13-15	
4-Chlorotoluene	ND	0.00088	EPA 8260C	10-13-15	10-13-15	
1,3-Dichlorobenzene	ND	0.00088	EPA 8260C	10-13-15	10-13-15	
1,4-Dichlorobenzene	ND	0.00088	EPA 8260C	10-13-15	10-13-15	
1,2-Dichlorobenzene	ND	0.00088	EPA 8260C	10-13-15	10-13-15	
1,2-Dibromo-3-chloropropane	ND	0.0044	EPA 8260C	10-13-15	10-13-15	
1,2,4-Trichlorobenzene	ND	0.00088	EPA 8260C	10-13-15	10-13-15	
Hexachlorobutadiene	ND	0.0044	EPA 8260C	10-13-15	10-13-15	
1,2,3-Trichlorobenzene	ND	0.00088	EPA 8260C	10-13-15	10-13-15	
Surrogate:	***Percent Recovery***	***Control Limits***				
Dibromofluoromethane	***115***	***76-131***				
Toluene-d8	***110***	***82-129***				
4-Bromofluorobenzene	***105***	***79-126***				

This report pertains to the samples analyzed in accordance with the chain of custody,
and is intended only for the use of the individual or company to whom it is addressed.

Date of Report: October 20, 2015
Samples Submitted: October 12, 2015
Laboratory Reference: 1510-084
Project: 457-001

HALOGENATED VOLATILES EPA 8260C
page 1 of 2

Matrix: Soil
Units: mg/kg

Analyte	Result	PQL	Method	Date Prepared	Date Analyzed	Flags
Client ID:	**P2-11-7.5**					
Laboratory ID:	10-084-20					
Dichlorodifluoromethane	ND	0.00094	EPA 8260C	10-13-15	10-13-15	
Chloromethane	ND	0.0047	EPA 8260C	10-13-15	10-13-15	
Vinyl Chloride	ND	0.00094	EPA 8260C	10-13-15	10-13-15	
Bromomethane	ND	0.00094	EPA 8260C	10-13-15	10-13-15	
Chloroethane	ND	0.0047	EPA 8260C	10-13-15	10-13-15	
Trichlorofluoromethane	ND	0.00094	EPA 8260C	10-13-15	10-13-15	
1,1-Dichloroethene	ND	0.00094	EPA 8260C	10-13-15	10-13-15	
Iodomethane	ND	0.0047	EPA 8260C	10-13-15	10-13-15	
Methylene Chloride	ND	0.0047	EPA 8260C	10-13-15	10-13-15	
(trans) 1,2-Dichloroethene	ND	0.00094	EPA 8260C	10-13-15	10-13-15	
1,1-Dichloroethane	ND	0.00094	EPA 8260C	10-13-15	10-13-15	
2,2-Dichloropropane	ND	0.00094	EPA 8260C	10-13-15	10-13-15	
(cis) 1,2-Dichloroethene	ND	0.00094	EPA 8260C	10-13-15	10-13-15	
Bromochloromethane	ND	0.00094	EPA 8260C	10-13-15	10-13-15	
Chloroform	ND	0.00094	EPA 8260C	10-13-15	10-13-15	
1,1,1-Trichloroethane	ND	0.00094	EPA 8260C	10-13-15	10-13-15	
Carbon Tetrachloride	ND	0.00094	EPA 8260C	10-13-15	10-13-15	
1,1-Dichloropropene	ND	0.00094	EPA 8260C	10-13-15	10-13-15	
1,2-Dichloroethane	ND	0.00094	EPA 8260C	10-13-15	10-13-15	
Trichloroethene	ND	0.00094	EPA 8260C	10-13-15	10-13-15	
1,2-Dichloropropane	ND	0.00094	EPA 8260C	10-13-15	10-13-15	
Dibromomethane	ND	0.00094	EPA 8260C	10-13-15	10-13-15	
Bromodichloromethane	ND	0.00094	EPA 8260C	10-13-15	10-13-15	
2-Chloroethyl Vinyl Ether	ND	0.0047	EPA 8260C	10-13-15	10-13-15	
(cis) 1,3-Dichloropropene	ND	0.00094	EPA 8260C	10-13-15	10-13-15	
(trans) 1,3-Dichloropropene	ND	0.00094	EPA 8260C	10-13-15	10-13-15	

This report pertains to the samples analyzed in accordance with the chain of custody,
and is intended only for the use of the individual or company to whom it is addressed.

Date of Report: October 20, 2015
Samples Submitted: October 12, 2015
Laboratory Reference: 1510-084
Project: 457-001

HALOGENATED VOLATILES EPA 8260C
page 2 of 2

Analyte	Result	PQL	Method	Date Prepared	Date Analyzed	Flags
Client ID:	**P2-11-7.5**					
Laboratory ID:	10-084-20					
1,1,2-Trichloroethane	ND	0.00094	EPA 8260C	10-13-15	10-13-15	
Tetrachloroethene	ND	0.00094	EPA 8260C	10-13-15	10-13-15	
1,3-Dichloropropane	ND	0.00094	EPA 8260C	10-13-15	10-13-15	
Dibromochloromethane	ND	0.00094	EPA 8260C	10-13-15	10-13-15	
1,2-Dibromoethane	ND	0.00094	EPA 8260C	10-13-15	10-13-15	
Chlorobenzene	ND	0.00094	EPA 8260C	10-13-15	10-13-15	
1,1,1,2-Tetrachloroethane	ND	0.00094	EPA 8260C	10-13-15	10-13-15	
Bromoform	ND	0.00094	EPA 8260C	10-13-15	10-13-15	
Bromobenzene	ND	0.00094	EPA 8260C	10-13-15	10-13-15	
1,1,2,2-Tetrachloroethane	ND	0.00094	EPA 8260C	10-13-15	10-13-15	
1,2,3-Trichloropropane	ND	0.00094	EPA 8260C	10-13-15	10-13-15	
2-Chlorotoluene	ND	0.00094	EPA 8260C	10-13-15	10-13-15	
4-Chlorotoluene	ND	0.00094	EPA 8260C	10-13-15	10-13-15	
1,3-Dichlorobenzene	ND	0.00094	EPA 8260C	10-13-15	10-13-15	
1,4-Dichlorobenzene	ND	0.00094	EPA 8260C	10-13-15	10-13-15	
1,2-Dichlorobenzene	ND	0.00094	EPA 8260C	10-13-15	10-13-15	
1,2-Dibromo-3-chloropropane	ND	0.0047	EPA 8260C	10-13-15	10-13-15	
1,2,4-Trichlorobenzene	ND	0.00094	EPA 8260C	10-13-15	10-13-15	
Hexachlorobutadiene	ND	0.0047	EPA 8260C	10-13-15	10-13-15	
1,2,3-Trichlorobenzene	ND	0.00094	EPA 8260C	10-13-15	10-13-15	
Surrogate:	***Percent Recovery***	***Control Limits***				
Dibromofluoromethane	***111***	***76-131***				
Toluene-d8	***107***	***82-129***				
4-Bromofluorobenzene	***99***	***79-126***				

This report pertains to the samples analyzed in accordance with the chain of custody,
and is intended only for the use of the individual or company to whom it is addressed.

Date of Report: October 20, 2015
Samples Submitted: October 12, 2015
Laboratory Reference: 1510-084
Project: 457-001

HALOGENATED VOLATILES EPA 8260C
page 1 of 2

Matrix: Soil
Units: mg/kg

Analyte	Result	PQL	Method	Date Prepared	Date Analyzed	Flags
Client ID:	**P2-5-1.0**					
Laboratory ID:	10-084-21					
Dichlorodifluoromethane	ND	0.0011	EPA 8260C	10-13-15	10-13-15	
Chloromethane	ND	0.0055	EPA 8260C	10-13-15	10-13-15	
Vinyl Chloride	ND	0.0011	EPA 8260C	10-13-15	10-13-15	
Bromomethane	ND	0.0011	EPA 8260C	10-13-15	10-13-15	
Chloroethane	ND	0.0055	EPA 8260C	10-13-15	10-13-15	
Trichlorofluoromethane	ND	0.0011	EPA 8260C	10-13-15	10-13-15	
1,1-Dichloroethene	ND	0.0011	EPA 8260C	10-13-15	10-13-15	
Iodomethane	ND	0.0055	EPA 8260C	10-13-15	10-13-15	
Methylene Chloride	ND	0.0055	EPA 8260C	10-13-15	10-13-15	
(trans) 1,2-Dichloroethene	ND	0.0011	EPA 8260C	10-13-15	10-13-15	
1,1-Dichloroethane	ND	0.0011	EPA 8260C	10-13-15	10-13-15	
2,2-Dichloropropane	ND	0.0011	EPA 8260C	10-13-15	10-13-15	
(cis) 1,2-Dichloroethene	ND	0.0011	EPA 8260C	10-13-15	10-13-15	
Bromochloromethane	ND	0.0011	EPA 8260C	10-13-15	10-13-15	
Chloroform	ND	0.0011	EPA 8260C	10-13-15	10-13-15	
1,1,1-Trichloroethane	ND	0.0011	EPA 8260C	10-13-15	10-13-15	
Carbon Tetrachloride	ND	0.0011	EPA 8260C	10-13-15	10-13-15	
1,1-Dichloropropene	ND	0.0011	EPA 8260C	10-13-15	10-13-15	
1,2-Dichloroethane	ND	0.0011	EPA 8260C	10-13-15	10-13-15	
Trichloroethene	ND	0.0011	EPA 8260C	10-13-15	10-13-15	
1,2-Dichloropropane	ND	0.0011	EPA 8260C	10-13-15	10-13-15	
Dibromomethane	ND	0.0011	EPA 8260C	10-13-15	10-13-15	
Bromodichloromethane	ND	0.0011	EPA 8260C	10-13-15	10-13-15	
2-Chloroethyl Vinyl Ether	ND	0.0055	EPA 8260C	10-13-15	10-13-15	
(cis) 1,3-Dichloropropene	ND	0.0011	EPA 8260C	10-13-15	10-13-15	
(trans) 1,3-Dichloropropene	ND	0.0011	EPA 8260C	10-13-15	10-13-15	

This report pertains to the samples analyzed in accordance with the chain of custody,
and is intended only for the use of the individual or company to whom it is addressed.

Date of Report: October 20, 2015
Samples Submitted: October 12, 2015
Laboratory Reference: 1510-084
Project: 457-001

HALOGENATED VOLATILES EPA 8260C
page 2 of 2

Analyte	Result	PQL	Method	Date Prepared	Date Analyzed	Flags
Client ID:	**P2-5-1.0**					
Laboratory ID:	10-084-21					
1,1,2-Trichloroethane	ND	0.0011	EPA 8260C	10-13-15	10-13-15	
Tetrachloroethene	ND	0.0011	EPA 8260C	10-13-15	10-13-15	
1,3-Dichloropropane	ND	0.0011	EPA 8260C	10-13-15	10-13-15	
Dibromochloromethane	ND	0.0011	EPA 8260C	10-13-15	10-13-15	
1,2-Dibromoethane	ND	0.0011	EPA 8260C	10-13-15	10-13-15	
Chlorobenzene	ND	0.0011	EPA 8260C	10-13-15	10-13-15	
1,1,1,2-Tetrachloroethane	ND	0.0011	EPA 8260C	10-13-15	10-13-15	
Bromoform	ND	0.0011	EPA 8260C	10-13-15	10-13-15	
Bromobenzene	ND	0.0011	EPA 8260C	10-13-15	10-13-15	
1,1,2,2-Tetrachloroethane	ND	0.0011	EPA 8260C	10-13-15	10-13-15	
1,2,3-Trichloropropane	ND	0.0011	EPA 8260C	10-13-15	10-13-15	
2-Chlorotoluene	ND	0.0011	EPA 8260C	10-13-15	10-13-15	
4-Chlorotoluene	ND	0.0011	EPA 8260C	10-13-15	10-13-15	
1,3-Dichlorobenzene	ND	0.0011	EPA 8260C	10-13-15	10-13-15	
1,4-Dichlorobenzene	ND	0.0011	EPA 8260C	10-13-15	10-13-15	
1,2-Dichlorobenzene	ND	0.0011	EPA 8260C	10-13-15	10-13-15	
1,2-Dibromo-3-chloropropane	ND	0.0055	EPA 8260C	10-13-15	10-13-15	
1,2,4-Trichlorobenzene	ND	0.0011	EPA 8260C	10-13-15	10-13-15	
Hexachlorobutadiene	ND	0.0055	EPA 8260C	10-13-15	10-13-15	
1,2,3-Trichlorobenzene	ND	0.0011	EPA 8260C	10-13-15	10-13-15	
Surrogate:	***Percent Recovery***	***Control Limits***				
Dibromofluoromethane	***118***	***76-131***				
Toluene-d8	***109***	***82-129***				
4-Bromofluorobenzene	***106***	***79-126***				

This report pertains to the samples analyzed in accordance with the chain of custody,
and is intended only for the use of the individual or company to whom it is addressed.

Date of Report: October 20, 2015
Samples Submitted: October 12, 2015
Laboratory Reference: 1510-084
Project: 457-001

HALOGENATED VOLATILES EPA 8260C
page 1 of 2

Matrix: Soil
Units: mg/kg

Analyte	Result	PQL	Method	Date Prepared	Date Analyzed	Flags
Client ID:	**P2-5-3.0**					
Laboratory ID:	10-084-22					
Dichlorodifluoromethane	ND	0.0015	EPA 8260C	10-13-15	10-13-15	
Chloromethane	ND	0.0075	EPA 8260C	10-13-15	10-13-15	
Vinyl Chloride	ND	0.0015	EPA 8260C	10-13-15	10-13-15	
Bromomethane	ND	0.0015	EPA 8260C	10-13-15	10-13-15	
Chloroethane	ND	0.0075	EPA 8260C	10-13-15	10-13-15	
Trichlorofluoromethane	ND	0.0015	EPA 8260C	10-13-15	10-13-15	
1,1-Dichloroethene	ND	0.0015	EPA 8260C	10-13-15	10-13-15	
Iodomethane	ND	0.0075	EPA 8260C	10-13-15	10-13-15	
Methylene Chloride	ND	0.0075	EPA 8260C	10-13-15	10-13-15	
(trans) 1,2-Dichloroethene	ND	0.0015	EPA 8260C	10-13-15	10-13-15	
1,1-Dichloroethane	ND	0.0015	EPA 8260C	10-13-15	10-13-15	
2,2-Dichloropropane	ND	0.0015	EPA 8260C	10-13-15	10-13-15	
(cis) 1,2-Dichloroethene	ND	0.0015	EPA 8260C	10-13-15	10-13-15	
Bromochloromethane	ND	0.0015	EPA 8260C	10-13-15	10-13-15	
Chloroform	ND	0.0015	EPA 8260C	10-13-15	10-13-15	
1,1,1-Trichloroethane	ND	0.0015	EPA 8260C	10-13-15	10-13-15	
Carbon Tetrachloride	ND	0.0015	EPA 8260C	10-13-15	10-13-15	
1,1-Dichloropropene	ND	0.0015	EPA 8260C	10-13-15	10-13-15	
1,2-Dichloroethane	ND	0.0015	EPA 8260C	10-13-15	10-13-15	
Trichloroethene	ND	0.0015	EPA 8260C	10-13-15	10-13-15	
1,2-Dichloropropane	ND	0.0015	EPA 8260C	10-13-15	10-13-15	
Dibromomethane	ND	0.0015	EPA 8260C	10-13-15	10-13-15	
Bromodichloromethane	ND	0.0015	EPA 8260C	10-13-15	10-13-15	
2-Chloroethyl Vinyl Ether	ND	0.0075	EPA 8260C	10-13-15	10-13-15	
(cis) 1,3-Dichloropropene	ND	0.0015	EPA 8260C	10-13-15	10-13-15	
(trans) 1,3-Dichloropropene	ND	0.0015	EPA 8260C	10-13-15	10-13-15	

This report pertains to the samples analyzed in accordance with the chain of custody,
and is intended only for the use of the individual or company to whom it is addressed.

Date of Report: October 20, 2015
Samples Submitted: October 12, 2015
Laboratory Reference: 1510-084
Project: 457-001

HALOGENATED VOLATILES EPA 8260C
page 2 of 2

Analyte	Result	PQL	Method	Date Prepared	Date Analyzed	Flags
Client ID:	**P2-5-3.0**					
Laboratory ID:	10-084-22					
1,1,2-Trichloroethane	ND	0.0015	EPA 8260C	10-13-15	10-13-15	
Tetrachloroethene	ND	0.0015	EPA 8260C	10-13-15	10-13-15	
1,3-Dichloropropane	ND	0.0015	EPA 8260C	10-13-15	10-13-15	
Dibromochloromethane	ND	0.0015	EPA 8260C	10-13-15	10-13-15	
1,2-Dibromoethane	ND	0.0015	EPA 8260C	10-13-15	10-13-15	
Chlorobenzene	ND	0.0015	EPA 8260C	10-13-15	10-13-15	
1,1,1,2-Tetrachloroethane	ND	0.0015	EPA 8260C	10-13-15	10-13-15	
Bromoform	ND	0.0015	EPA 8260C	10-13-15	10-13-15	
Bromobenzene	ND	0.0015	EPA 8260C	10-13-15	10-13-15	
1,1,2,2-Tetrachloroethane	ND	0.0015	EPA 8260C	10-13-15	10-13-15	
1,2,3-Trichloropropane	ND	0.0015	EPA 8260C	10-13-15	10-13-15	
2-Chlorotoluene	ND	0.0015	EPA 8260C	10-13-15	10-13-15	
4-Chlorotoluene	ND	0.0015	EPA 8260C	10-13-15	10-13-15	
1,3-Dichlorobenzene	ND	0.0015	EPA 8260C	10-13-15	10-13-15	
1,4-Dichlorobenzene	ND	0.0015	EPA 8260C	10-13-15	10-13-15	
1,2-Dichlorobenzene	ND	0.0015	EPA 8260C	10-13-15	10-13-15	
1,2-Dibromo-3-chloropropane	ND	0.0075	EPA 8260C	10-13-15	10-13-15	
1,2,4-Trichlorobenzene	ND	0.0015	EPA 8260C	10-13-15	10-13-15	
Hexachlorobutadiene	ND	0.0075	EPA 8260C	10-13-15	10-13-15	
1,2,3-Trichlorobenzene	ND	0.0015	EPA 8260C	10-13-15	10-13-15	
Surrogate:	***Percent Recovery***	***Control Limits***				
Dibromofluoromethane	***117***	***76-131***				
Toluene-d8	***109***	***82-129***				
4-Bromofluorobenzene	***101***	***79-126***				

This report pertains to the samples analyzed in accordance with the chain of custody,
and is intended only for the use of the individual or company to whom it is addressed.

Date of Report: October 20, 2015
Samples Submitted: October 12, 2015
Laboratory Reference: 1510-084
Project: 457-001

HALOGENATED VOLATILES EPA 8260C
page 1 of 2

Matrix: Soil
Units: mg/kg

Analyte	Result	PQL	Method	Date Prepared	Date Analyzed	Flags
Client ID:	**P2-5-5.0**					
Laboratory ID:	10-084-23					
Dichlorodifluoromethane	ND	0.00099	EPA 8260C	10-13-15	10-13-15	
Chloromethane	ND	0.0049	EPA 8260C	10-13-15	10-13-15	
Vinyl Chloride	ND	0.00099	EPA 8260C	10-13-15	10-13-15	
Bromomethane	ND	0.00099	EPA 8260C	10-13-15	10-13-15	
Chloroethane	ND	0.0049	EPA 8260C	10-13-15	10-13-15	
Trichlorofluoromethane	ND	0.00099	EPA 8260C	10-13-15	10-13-15	
1,1-Dichloroethene	ND	0.00099	EPA 8260C	10-13-15	10-13-15	
Iodomethane	ND	0.0049	EPA 8260C	10-13-15	10-13-15	
Methylene Chloride	ND	0.0049	EPA 8260C	10-13-15	10-13-15	
(trans) 1,2-Dichloroethene	ND	0.00099	EPA 8260C	10-13-15	10-13-15	
1,1-Dichloroethane	ND	0.00099	EPA 8260C	10-13-15	10-13-15	
2,2-Dichloropropane	ND	0.00099	EPA 8260C	10-13-15	10-13-15	
(cis) 1,2-Dichloroethene	ND	0.00099	EPA 8260C	10-13-15	10-13-15	
Bromochloromethane	ND	0.00099	EPA 8260C	10-13-15	10-13-15	
Chloroform	ND	0.00099	EPA 8260C	10-13-15	10-13-15	
1,1,1-Trichloroethane	ND	0.00099	EPA 8260C	10-13-15	10-13-15	
Carbon Tetrachloride	ND	0.00099	EPA 8260C	10-13-15	10-13-15	
1,1-Dichloropropene	ND	0.00099	EPA 8260C	10-13-15	10-13-15	
1,2-Dichloroethane	ND	0.00099	EPA 8260C	10-13-15	10-13-15	
Trichloroethene	ND	0.00099	EPA 8260C	10-13-15	10-13-15	
1,2-Dichloropropane	ND	0.00099	EPA 8260C	10-13-15	10-13-15	
Dibromomethane	ND	0.00099	EPA 8260C	10-13-15	10-13-15	
Bromodichloromethane	ND	0.00099	EPA 8260C	10-13-15	10-13-15	
2-Chloroethyl Vinyl Ether	ND	0.0049	EPA 8260C	10-13-15	10-13-15	
(cis) 1,3-Dichloropropene	ND	0.00099	EPA 8260C	10-13-15	10-13-15	
(trans) 1,3-Dichloropropene	ND	0.00099	EPA 8260C	10-13-15	10-13-15	

This report pertains to the samples analyzed in accordance with the chain of custody,
and is intended only for the use of the individual or company to whom it is addressed.

Date of Report: October 20, 2015
Samples Submitted: October 12, 2015
Laboratory Reference: 1510-084
Project: 457-001

HALOGENATED VOLATILES EPA 8260C
page 2 of 2

Analyte	Result	PQL	Method	Date Prepared	Date Analyzed	Flags
Client ID:	**P2-5-5.0**					
Laboratory ID:	10-084-23					
1,1,2-Trichloroethane	ND	0.00099	EPA 8260C	10-13-15	10-13-15	
Tetrachloroethene	ND	0.00099	EPA 8260C	10-13-15	10-13-15	
1,3-Dichloropropane	ND	0.00099	EPA 8260C	10-13-15	10-13-15	
Dibromochloromethane	ND	0.00099	EPA 8260C	10-13-15	10-13-15	
1,2-Dibromoethane	ND	0.00099	EPA 8260C	10-13-15	10-13-15	
Chlorobenzene	ND	0.00099	EPA 8260C	10-13-15	10-13-15	
1,1,1,2-Tetrachloroethane	ND	0.00099	EPA 8260C	10-13-15	10-13-15	
Bromoform	ND	0.00099	EPA 8260C	10-13-15	10-13-15	
Bromobenzene	ND	0.00099	EPA 8260C	10-13-15	10-13-15	
1,1,2,2-Tetrachloroethane	ND	0.00099	EPA 8260C	10-13-15	10-13-15	
1,2,3-Trichloropropane	ND	0.00099	EPA 8260C	10-13-15	10-13-15	
2-Chlorotoluene	ND	0.00099	EPA 8260C	10-13-15	10-13-15	
4-Chlorotoluene	ND	0.00099	EPA 8260C	10-13-15	10-13-15	
1,3-Dichlorobenzene	ND	0.00099	EPA 8260C	10-13-15	10-13-15	
1,4-Dichlorobenzene	ND	0.00099	EPA 8260C	10-13-15	10-13-15	
1,2-Dichlorobenzene	ND	0.00099	EPA 8260C	10-13-15	10-13-15	
1,2-Dibromo-3-chloropropane	ND	0.0049	EPA 8260C	10-13-15	10-13-15	
1,2,4-Trichlorobenzene	ND	0.00099	EPA 8260C	10-13-15	10-13-15	
Hexachlorobutadiene	ND	0.0049	EPA 8260C	10-13-15	10-13-15	
1,2,3-Trichlorobenzene	ND	0.00099	EPA 8260C	10-13-15	10-13-15	
Surrogate:	***Percent Recovery***	***Control Limits***				
Dibromofluoromethane	***105***	***76-131***				
Toluene-d8	***108***	***82-129***				
4-Bromofluorobenzene	***102***	***79-126***				

This report pertains to the samples analyzed in accordance with the chain of custody,
and is intended only for the use of the individual or company to whom it is addressed.

Date of Report: October 20, 2015
Samples Submitted: October 12, 2015
Laboratory Reference: 1510-084
Project: 457-001

HALOGENATED VOLATILES EPA 8260C
page 1 of 2

Matrix: Soil
Units: mg/kg

Analyte	Result	PQL	Method	Date Prepared	Date Analyzed	Flags
Client ID:	**P2-5-7.5**					
Laboratory ID:	10-084-24					
Dichlorodifluoromethane	ND	0.0010	EPA 8260C	10-13-15	10-13-15	
Chloromethane	ND	0.0051	EPA 8260C	10-13-15	10-13-15	
Vinyl Chloride	ND	0.0010	EPA 8260C	10-13-15	10-13-15	
Bromomethane	ND	0.0010	EPA 8260C	10-13-15	10-13-15	
Chloroethane	ND	0.0051	EPA 8260C	10-13-15	10-13-15	
Trichlorofluoromethane	ND	0.0010	EPA 8260C	10-13-15	10-13-15	
1,1-Dichloroethene	ND	0.0010	EPA 8260C	10-13-15	10-13-15	
Iodomethane	ND	0.0051	EPA 8260C	10-13-15	10-13-15	
Methylene Chloride	ND	0.0051	EPA 8260C	10-13-15	10-13-15	
(trans) 1,2-Dichloroethene	ND	0.0010	EPA 8260C	10-13-15	10-13-15	
1,1-Dichloroethane	ND	0.0010	EPA 8260C	10-13-15	10-13-15	
2,2-Dichloropropane	ND	0.0010	EPA 8260C	10-13-15	10-13-15	
(cis) 1,2-Dichloroethene	ND	0.0010	EPA 8260C	10-13-15	10-13-15	
Bromochloromethane	ND	0.0010	EPA 8260C	10-13-15	10-13-15	
Chloroform	ND	0.0010	EPA 8260C	10-13-15	10-13-15	
1,1,1-Trichloroethane	ND	0.0010	EPA 8260C	10-13-15	10-13-15	
Carbon Tetrachloride	ND	0.0010	EPA 8260C	10-13-15	10-13-15	
1,1-Dichloropropene	ND	0.0010	EPA 8260C	10-13-15	10-13-15	
1,2-Dichloroethane	ND	0.0010	EPA 8260C	10-13-15	10-13-15	
Trichloroethene	ND	0.0010	EPA 8260C	10-13-15	10-13-15	
1,2-Dichloropropane	ND	0.0010	EPA 8260C	10-13-15	10-13-15	
Dibromomethane	ND	0.0010	EPA 8260C	10-13-15	10-13-15	
Bromodichloromethane	ND	0.0010	EPA 8260C	10-13-15	10-13-15	
2-Chloroethyl Vinyl Ether	ND	0.0051	EPA 8260C	10-13-15	10-13-15	
(cis) 1,3-Dichloropropene	ND	0.0010	EPA 8260C	10-13-15	10-13-15	
(trans) 1,3-Dichloropropene	ND	0.0010	EPA 8260C	10-13-15	10-13-15	

This report pertains to the samples analyzed in accordance with the chain of custody,
and is intended only for the use of the individual or company to whom it is addressed.

Date of Report: October 20, 2015
Samples Submitted: October 12, 2015
Laboratory Reference: 1510-084
Project: 457-001

HALOGENATED VOLATILES EPA 8260C
page 2 of 2

Analyte	Result	PQL	Method	Date Prepared	Date Analyzed	Flags
Client ID:	**P2-5-7.5**					
Laboratory ID:	10-084-24					
1,1,2-Trichloroethane	ND	0.0010	EPA 8260C	10-13-15	10-13-15	
Tetrachloroethene	ND	0.0010	EPA 8260C	10-13-15	10-13-15	
1,3-Dichloropropane	ND	0.0010	EPA 8260C	10-13-15	10-13-15	
Dibromochloromethane	ND	0.0010	EPA 8260C	10-13-15	10-13-15	
1,2-Dibromoethane	ND	0.0010	EPA 8260C	10-13-15	10-13-15	
Chlorobenzene	ND	0.0010	EPA 8260C	10-13-15	10-13-15	
1,1,1,2-Tetrachloroethane	ND	0.0010	EPA 8260C	10-13-15	10-13-15	
Bromoform	ND	0.0010	EPA 8260C	10-13-15	10-13-15	
Bromobenzene	ND	0.0010	EPA 8260C	10-13-15	10-13-15	
1,1,2,2-Tetrachloroethane	ND	0.0010	EPA 8260C	10-13-15	10-13-15	
1,2,3-Trichloropropane	ND	0.0010	EPA 8260C	10-13-15	10-13-15	
2-Chlorotoluene	ND	0.0010	EPA 8260C	10-13-15	10-13-15	
4-Chlorotoluene	ND	0.0010	EPA 8260C	10-13-15	10-13-15	
1,3-Dichlorobenzene	ND	0.0010	EPA 8260C	10-13-15	10-13-15	
1,4-Dichlorobenzene	ND	0.0010	EPA 8260C	10-13-15	10-13-15	
1,2-Dichlorobenzene	ND	0.0010	EPA 8260C	10-13-15	10-13-15	
1,2-Dibromo-3-chloropropane	ND	0.0051	EPA 8260C	10-13-15	10-13-15	
1,2,4-Trichlorobenzene	ND	0.0010	EPA 8260C	10-13-15	10-13-15	
Hexachlorobutadiene	ND	0.0051	EPA 8260C	10-13-15	10-13-15	
1,2,3-Trichlorobenzene	ND	0.0010	EPA 8260C	10-13-15	10-13-15	
Surrogate:	***Percent Recovery***	***Control Limits***				
Dibromofluoromethane	***112***	***76-131***				
Toluene-d8	***107***	***82-129***				
4-Bromofluorobenzene	***102***	***79-126***				

This report pertains to the samples analyzed in accordance with the chain of custody,
and is intended only for the use of the individual or company to whom it is addressed.

Date of Report: October 20, 2015
Samples Submitted: October 12, 2015
Laboratory Reference: 1510-084
Project: 457-001

HALOGENATED VOLATILES EPA 8260C
page 1 of 2

Matrix: Soil
Units: mg/kg

Analyte	Result	PQL	Method	Date Prepared	Date Analyzed	Flags
Client ID:	**P2-6-1.0**					
Laboratory ID:	10-084-25					
Dichlorodifluoromethane	ND	0.0010	EPA 8260C	10-13-15	10-13-15	
Chloromethane	ND	0.0051	EPA 8260C	10-13-15	10-13-15	
Vinyl Chloride	ND	0.0010	EPA 8260C	10-13-15	10-13-15	
Bromomethane	ND	0.0010	EPA 8260C	10-13-15	10-13-15	
Chloroethane	ND	0.0051	EPA 8260C	10-13-15	10-13-15	
Trichlorofluoromethane	ND	0.0010	EPA 8260C	10-13-15	10-13-15	
1,1-Dichloroethene	ND	0.0010	EPA 8260C	10-13-15	10-13-15	
Iodomethane	ND	0.0051	EPA 8260C	10-13-15	10-13-15	
Methylene Chloride	ND	0.0051	EPA 8260C	10-13-15	10-13-15	
(trans) 1,2-Dichloroethene	ND	0.0010	EPA 8260C	10-13-15	10-13-15	
1,1-Dichloroethane	ND	0.0010	EPA 8260C	10-13-15	10-13-15	
2,2-Dichloropropane	ND	0.0010	EPA 8260C	10-13-15	10-13-15	
(cis) 1,2-Dichloroethene	ND	0.0010	EPA 8260C	10-13-15	10-13-15	
Bromochloromethane	ND	0.0010	EPA 8260C	10-13-15	10-13-15	
Chloroform	ND	0.0010	EPA 8260C	10-13-15	10-13-15	
1,1,1-Trichloroethane	ND	0.0010	EPA 8260C	10-13-15	10-13-15	
Carbon Tetrachloride	ND	0.0010	EPA 8260C	10-13-15	10-13-15	
1,1-Dichloropropene	ND	0.0010	EPA 8260C	10-13-15	10-13-15	
1,2-Dichloroethane	ND	0.0010	EPA 8260C	10-13-15	10-13-15	
Trichloroethene	ND	0.0010	EPA 8260C	10-13-15	10-13-15	
1,2-Dichloropropane	ND	0.0010	EPA 8260C	10-13-15	10-13-15	
Dibromomethane	ND	0.0010	EPA 8260C	10-13-15	10-13-15	
Bromodichloromethane	ND	0.0010	EPA 8260C	10-13-15	10-13-15	
2-Chloroethyl Vinyl Ether	ND	0.0051	EPA 8260C	10-13-15	10-13-15	
(cis) 1,3-Dichloropropene	ND	0.0010	EPA 8260C	10-13-15	10-13-15	
(trans) 1,3-Dichloropropene	ND	0.0010	EPA 8260C	10-13-15	10-13-15	

This report pertains to the samples analyzed in accordance with the chain of custody,
and is intended only for the use of the individual or company to whom it is addressed.

Date of Report: October 20, 2015
Samples Submitted: October 12, 2015
Laboratory Reference: 1510-084
Project: 457-001

HALOGENATED VOLATILES EPA 8260C
page 2 of 2

Analyte	Result	PQL	Method	Date Prepared	Date Analyzed	Flags
Client ID:	**P2-6-1.0**					
Laboratory ID:	10-084-25					
1,1,2-Trichloroethane	ND	0.0010	EPA 8260C	10-13-15	10-13-15	
Tetrachloroethene	ND	0.0010	EPA 8260C	10-13-15	10-13-15	
1,3-Dichloropropane	ND	0.0010	EPA 8260C	10-13-15	10-13-15	
Dibromochloromethane	ND	0.0010	EPA 8260C	10-13-15	10-13-15	
1,2-Dibromoethane	ND	0.0010	EPA 8260C	10-13-15	10-13-15	
Chlorobenzene	ND	0.0010	EPA 8260C	10-13-15	10-13-15	
1,1,1,2-Tetrachloroethane	ND	0.0010	EPA 8260C	10-13-15	10-13-15	
Bromoform	ND	0.0010	EPA 8260C	10-13-15	10-13-15	
Bromobenzene	ND	0.0010	EPA 8260C	10-13-15	10-13-15	
1,1,2,2-Tetrachloroethane	ND	0.0010	EPA 8260C	10-13-15	10-13-15	
1,2,3-Trichloropropane	ND	0.0010	EPA 8260C	10-13-15	10-13-15	
2-Chlorotoluene	ND	0.0010	EPA 8260C	10-13-15	10-13-15	
4-Chlorotoluene	ND	0.0010	EPA 8260C	10-13-15	10-13-15	
1,3-Dichlorobenzene	ND	0.0010	EPA 8260C	10-13-15	10-13-15	
1,4-Dichlorobenzene	ND	0.0010	EPA 8260C	10-13-15	10-13-15	
1,2-Dichlorobenzene	ND	0.0010	EPA 8260C	10-13-15	10-13-15	
1,2-Dibromo-3-chloropropane	ND	0.0051	EPA 8260C	10-13-15	10-13-15	
1,2,4-Trichlorobenzene	ND	0.0010	EPA 8260C	10-13-15	10-13-15	
Hexachlorobutadiene	ND	0.0051	EPA 8260C	10-13-15	10-13-15	
1,2,3-Trichlorobenzene	ND	0.0010	EPA 8260C	10-13-15	10-13-15	
Surrogate:	***Percent Recovery***	***Control Limits***				
Dibromofluoromethane	***118***	***76-131***				
Toluene-d8	***113***	***82-129***				
4-Bromofluorobenzene	***106***	***79-126***				

This report pertains to the samples analyzed in accordance with the chain of custody,
and is intended only for the use of the individual or company to whom it is addressed.

Date of Report: October 20, 2015
Samples Submitted: October 12, 2015
Laboratory Reference: 1510-084
Project: 457-001

HALOGENATED VOLATILES EPA 8260C
page 1 of 2

Matrix: Soil
Units: mg/kg

Analyte	Result	PQL	Method	Date Prepared	Date Analyzed	Flags
Client ID:	**P2-6-3.0**					
Laboratory ID:	10-084-26					
Dichlorodifluoromethane	ND	0.00099	EPA 8260C	10-13-15	10-13-15	
Chloromethane	ND	0.0050	EPA 8260C	10-13-15	10-13-15	
Vinyl Chloride	ND	0.00099	EPA 8260C	10-13-15	10-13-15	
Bromomethane	ND	0.00099	EPA 8260C	10-13-15	10-13-15	
Chloroethane	ND	0.0050	EPA 8260C	10-13-15	10-13-15	
Trichlorofluoromethane	ND	0.00099	EPA 8260C	10-13-15	10-13-15	
1,1-Dichloroethene	ND	0.00099	EPA 8260C	10-13-15	10-13-15	
Iodomethane	ND	0.0050	EPA 8260C	10-13-15	10-13-15	
Methylene Chloride	ND	0.0050	EPA 8260C	10-13-15	10-13-15	
(trans) 1,2-Dichloroethene	ND	0.00099	EPA 8260C	10-13-15	10-13-15	
1,1-Dichloroethane	ND	0.00099	EPA 8260C	10-13-15	10-13-15	
2,2-Dichloropropane	ND	0.00099	EPA 8260C	10-13-15	10-13-15	
(cis) 1,2-Dichloroethene	ND	0.00099	EPA 8260C	10-13-15	10-13-15	
Bromochloromethane	ND	0.00099	EPA 8260C	10-13-15	10-13-15	
Chloroform	ND	0.00099	EPA 8260C	10-13-15	10-13-15	
1,1,1-Trichloroethane	ND	0.00099	EPA 8260C	10-13-15	10-13-15	
Carbon Tetrachloride	ND	0.00099	EPA 8260C	10-13-15	10-13-15	
1,1-Dichloropropene	ND	0.00099	EPA 8260C	10-13-15	10-13-15	
1,2-Dichloroethane	ND	0.00099	EPA 8260C	10-13-15	10-13-15	
Trichloroethene	ND	0.00099	EPA 8260C	10-13-15	10-13-15	
1,2-Dichloropropane	ND	0.00099	EPA 8260C	10-13-15	10-13-15	
Dibromomethane	ND	0.00099	EPA 8260C	10-13-15	10-13-15	
Bromodichloromethane	ND	0.00099	EPA 8260C	10-13-15	10-13-15	
2-Chloroethyl Vinyl Ether	ND	0.0050	EPA 8260C	10-13-15	10-13-15	
(cis) 1,3-Dichloropropene	ND	0.00099	EPA 8260C	10-13-15	10-13-15	
(trans) 1,3-Dichloropropene	ND	0.00099	EPA 8260C	10-13-15	10-13-15	

This report pertains to the samples analyzed in accordance with the chain of custody,
and is intended only for the use of the individual or company to whom it is addressed.

Date of Report: October 20, 2015
Samples Submitted: October 12, 2015
Laboratory Reference: 1510-084
Project: 457-001

HALOGENATED VOLATILES EPA 8260C
page 2 of 2

Analyte	Result	PQL	Method	Date Prepared	Date Analyzed	Flags
Client ID:	**P2-6-3.0**					
Laboratory ID:	10-084-26					
1,1,2-Trichloroethane	ND	0.00099	EPA 8260C	10-13-15	10-13-15	
Tetrachloroethene	ND	0.00099	EPA 8260C	10-13-15	10-13-15	
1,3-Dichloropropane	ND	0.00099	EPA 8260C	10-13-15	10-13-15	
Dibromochloromethane	ND	0.00099	EPA 8260C	10-13-15	10-13-15	
1,2-Dibromoethane	ND	0.00099	EPA 8260C	10-13-15	10-13-15	
Chlorobenzene	ND	0.00099	EPA 8260C	10-13-15	10-13-15	
1,1,1,2-Tetrachloroethane	ND	0.00099	EPA 8260C	10-13-15	10-13-15	
Bromoform	ND	0.00099	EPA 8260C	10-13-15	10-13-15	
Bromobenzene	ND	0.00099	EPA 8260C	10-13-15	10-13-15	
1,1,2,2-Tetrachloroethane	ND	0.00099	EPA 8260C	10-13-15	10-13-15	
1,2,3-Trichloropropane	ND	0.00099	EPA 8260C	10-13-15	10-13-15	
2-Chlorotoluene	ND	0.00099	EPA 8260C	10-13-15	10-13-15	
4-Chlorotoluene	ND	0.00099	EPA 8260C	10-13-15	10-13-15	
1,3-Dichlorobenzene	ND	0.00099	EPA 8260C	10-13-15	10-13-15	
1,4-Dichlorobenzene	ND	0.00099	EPA 8260C	10-13-15	10-13-15	
1,2-Dichlorobenzene	ND	0.00099	EPA 8260C	10-13-15	10-13-15	
1,2-Dibromo-3-chloropropane	ND	0.0050	EPA 8260C	10-13-15	10-13-15	
1,2,4-Trichlorobenzene	ND	0.00099	EPA 8260C	10-13-15	10-13-15	
Hexachlorobutadiene	ND	0.0050	EPA 8260C	10-13-15	10-13-15	
1,2,3-Trichlorobenzene	ND	0.00099	EPA 8260C	10-13-15	10-13-15	
Surrogate:	***Percent Recovery***	***Control Limits***				
Dibromofluoromethane	***119***	***76-131***				
Toluene-d8	***109***	***82-129***				
4-Bromofluorobenzene	***105***	***79-126***				

This report pertains to the samples analyzed in accordance with the chain of custody,
and is intended only for the use of the individual or company to whom it is addressed.

Date of Report: October 20, 2015
Samples Submitted: October 12, 2015
Laboratory Reference: 1510-084
Project: 457-001

HALOGENATED VOLATILES EPA 8260C
page 1 of 2

Matrix: Soil
Units: mg/kg

Analyte	Result	PQL	Method	Date Prepared	Date Analyzed	Flags
Client ID:	**P2-6-5.0**					
Laboratory ID:	10-084-27					
Dichlorodifluoromethane	ND	0.0011	EPA 8260C	10-13-15	10-13-15	
Chloromethane	ND	0.0054	EPA 8260C	10-13-15	10-13-15	
Vinyl Chloride	ND	0.0011	EPA 8260C	10-13-15	10-13-15	
Bromomethane	ND	0.0011	EPA 8260C	10-13-15	10-13-15	
Chloroethane	ND	0.0054	EPA 8260C	10-13-15	10-13-15	
Trichlorofluoromethane	ND	0.0011	EPA 8260C	10-13-15	10-13-15	
1,1-Dichloroethene	ND	0.0011	EPA 8260C	10-13-15	10-13-15	
Iodomethane	ND	0.0054	EPA 8260C	10-13-15	10-13-15	
Methylene Chloride	ND	0.0054	EPA 8260C	10-13-15	10-13-15	
(trans) 1,2-Dichloroethene	ND	0.0011	EPA 8260C	10-13-15	10-13-15	
1,1-Dichloroethane	ND	0.0011	EPA 8260C	10-13-15	10-13-15	
2,2-Dichloropropane	ND	0.0011	EPA 8260C	10-13-15	10-13-15	
(cis) 1,2-Dichloroethene	ND	0.0011	EPA 8260C	10-13-15	10-13-15	
Bromochloromethane	ND	0.0011	EPA 8260C	10-13-15	10-13-15	
Chloroform	ND	0.0011	EPA 8260C	10-13-15	10-13-15	
1,1,1-Trichloroethane	ND	0.0011	EPA 8260C	10-13-15	10-13-15	
Carbon Tetrachloride	ND	0.0011	EPA 8260C	10-13-15	10-13-15	
1,1-Dichloropropene	ND	0.0011	EPA 8260C	10-13-15	10-13-15	
1,2-Dichloroethane	ND	0.0011	EPA 8260C	10-13-15	10-13-15	
Trichloroethene	ND	0.0011	EPA 8260C	10-13-15	10-13-15	
1,2-Dichloropropane	ND	0.0011	EPA 8260C	10-13-15	10-13-15	
Dibromomethane	ND	0.0011	EPA 8260C	10-13-15	10-13-15	
Bromodichloromethane	ND	0.0011	EPA 8260C	10-13-15	10-13-15	
2-Chloroethyl Vinyl Ether	ND	0.0054	EPA 8260C	10-13-15	10-13-15	
(cis) 1,3-Dichloropropene	ND	0.0011	EPA 8260C	10-13-15	10-13-15	
(trans) 1,3-Dichloropropene	ND	0.0011	EPA 8260C	10-13-15	10-13-15	

This report pertains to the samples analyzed in accordance with the chain of custody,
and is intended only for the use of the individual or company to whom it is addressed.

Date of Report: October 20, 2015
Samples Submitted: October 12, 2015
Laboratory Reference: 1510-084
Project: 457-001

HALOGENATED VOLATILES EPA 8260C
page 2 of 2

Analyte	Result	PQL	Method	Date Prepared	Date Analyzed	Flags
Client ID:	**P2-6-5.0**					
Laboratory ID:	10-084-27					
1,1,2-Trichloroethane	ND	0.0011	EPA 8260C	10-13-15	10-13-15	
Tetrachloroethene	ND	0.0011	EPA 8260C	10-13-15	10-13-15	
1,3-Dichloropropane	ND	0.0011	EPA 8260C	10-13-15	10-13-15	
Dibromochloromethane	ND	0.0011	EPA 8260C	10-13-15	10-13-15	
1,2-Dibromoethane	ND	0.0011	EPA 8260C	10-13-15	10-13-15	
Chlorobenzene	ND	0.0011	EPA 8260C	10-13-15	10-13-15	
1,1,1,2-Tetrachloroethane	ND	0.0011	EPA 8260C	10-13-15	10-13-15	
Bromoform	ND	0.0011	EPA 8260C	10-13-15	10-13-15	
Bromobenzene	ND	0.0011	EPA 8260C	10-13-15	10-13-15	
1,1,2,2-Tetrachloroethane	ND	0.0011	EPA 8260C	10-13-15	10-13-15	
1,2,3-Trichloropropane	ND	0.0011	EPA 8260C	10-13-15	10-13-15	
2-Chlorotoluene	ND	0.0011	EPA 8260C	10-13-15	10-13-15	
4-Chlorotoluene	ND	0.0011	EPA 8260C	10-13-15	10-13-15	
1,3-Dichlorobenzene	ND	0.0011	EPA 8260C	10-13-15	10-13-15	
1,4-Dichlorobenzene	ND	0.0011	EPA 8260C	10-13-15	10-13-15	
1,2-Dichlorobenzene	ND	0.0011	EPA 8260C	10-13-15	10-13-15	
1,2-Dibromo-3-chloropropane	ND	0.0054	EPA 8260C	10-13-15	10-13-15	
1,2,4-Trichlorobenzene	ND	0.0011	EPA 8260C	10-13-15	10-13-15	
Hexachlorobutadiene	ND	0.0054	EPA 8260C	10-13-15	10-13-15	
1,2,3-Trichlorobenzene	ND	0.0011	EPA 8260C	10-13-15	10-13-15	
Surrogate:	***Percent Recovery***	***Control Limits***				
Dibromofluoromethane	***105***	***76-131***				
Toluene-d8	***102***	***82-129***				
4-Bromofluorobenzene	***98***	***79-126***				

This report pertains to the samples analyzed in accordance with the chain of custody,
and is intended only for the use of the individual or company to whom it is addressed.

Date of Report: October 20, 2015
Samples Submitted: October 12, 2015
Laboratory Reference: 1510-084
Project: 457-001

HALOGENATED VOLATILES EPA 8260C
page 1 of 2

Matrix: Soil
Units: mg/kg

Analyte	Result	PQL	Method	Date Prepared	Date Analyzed	Flags
Client ID:	**P2-6-8.0**					
Laboratory ID:	10-084-28					
Dichlorodifluoromethane	ND	0.00098	EPA 8260C	10-13-15	10-13-15	
Chloromethane	ND	0.0049	EPA 8260C	10-13-15	10-13-15	
Vinyl Chloride	ND	0.00098	EPA 8260C	10-13-15	10-13-15	
Bromomethane	ND	0.00098	EPA 8260C	10-13-15	10-13-15	
Chloroethane	ND	0.0049	EPA 8260C	10-13-15	10-13-15	
Trichlorofluoromethane	ND	0.00098	EPA 8260C	10-13-15	10-13-15	
1,1-Dichloroethene	ND	0.00098	EPA 8260C	10-13-15	10-13-15	
Iodomethane	ND	0.0049	EPA 8260C	10-13-15	10-13-15	
Methylene Chloride	ND	0.0049	EPA 8260C	10-13-15	10-13-15	
(trans) 1,2-Dichloroethene	ND	0.00098	EPA 8260C	10-13-15	10-13-15	
1,1-Dichloroethane	ND	0.00098	EPA 8260C	10-13-15	10-13-15	
2,2-Dichloropropane	ND	0.00098	EPA 8260C	10-13-15	10-13-15	
(cis) 1,2-Dichloroethene	ND	0.00098	EPA 8260C	10-13-15	10-13-15	
Bromochloromethane	ND	0.00098	EPA 8260C	10-13-15	10-13-15	
Chloroform	ND	0.00098	EPA 8260C	10-13-15	10-13-15	
1,1,1-Trichloroethane	ND	0.00098	EPA 8260C	10-13-15	10-13-15	
Carbon Tetrachloride	ND	0.00098	EPA 8260C	10-13-15	10-13-15	
1,1-Dichloropropene	ND	0.00098	EPA 8260C	10-13-15	10-13-15	
1,2-Dichloroethane	ND	0.00098	EPA 8260C	10-13-15	10-13-15	
Trichloroethene	ND	0.00098	EPA 8260C	10-13-15	10-13-15	
1,2-Dichloropropane	ND	0.00098	EPA 8260C	10-13-15	10-13-15	
Dibromomethane	ND	0.00098	EPA 8260C	10-13-15	10-13-15	
Bromodichloromethane	ND	0.00098	EPA 8260C	10-13-15	10-13-15	
2-Chloroethyl Vinyl Ether	ND	0.0049	EPA 8260C	10-13-15	10-13-15	
(cis) 1,3-Dichloropropene	ND	0.00098	EPA 8260C	10-13-15	10-13-15	
(trans) 1,3-Dichloropropene	ND	0.00098	EPA 8260C	10-13-15	10-13-15	

This report pertains to the samples analyzed in accordance with the chain of custody,
and is intended only for the use of the individual or company to whom it is addressed.

Date of Report: October 20, 2015
Samples Submitted: October 12, 2015
Laboratory Reference: 1510-084
Project: 457-001

HALOGENATED VOLATILES EPA 8260C
page 2 of 2

Analyte	Result	PQL	Method	Date Prepared	Date Analyzed	Flags
Client ID:	**P2-6-8.0**					
Laboratory ID:	10-084-28					
1,1,2-Trichloroethane	ND	0.00098	EPA 8260C	10-13-15	10-13-15	
Tetrachloroethene	ND	0.00098	EPA 8260C	10-13-15	10-13-15	
1,3-Dichloropropane	ND	0.00098	EPA 8260C	10-13-15	10-13-15	
Dibromochloromethane	ND	0.00098	EPA 8260C	10-13-15	10-13-15	
1,2-Dibromoethane	ND	0.00098	EPA 8260C	10-13-15	10-13-15	
Chlorobenzene	ND	0.00098	EPA 8260C	10-13-15	10-13-15	
1,1,1,2-Tetrachloroethane	ND	0.00098	EPA 8260C	10-13-15	10-13-15	
Bromoform	ND	0.00098	EPA 8260C	10-13-15	10-13-15	
Bromobenzene	ND	0.00098	EPA 8260C	10-13-15	10-13-15	
1,1,2,2-Tetrachloroethane	ND	0.00098	EPA 8260C	10-13-15	10-13-15	
1,2,3-Trichloropropane	ND	0.00098	EPA 8260C	10-13-15	10-13-15	
2-Chlorotoluene	ND	0.00098	EPA 8260C	10-13-15	10-13-15	
4-Chlorotoluene	ND	0.00098	EPA 8260C	10-13-15	10-13-15	
1,3-Dichlorobenzene	ND	0.00098	EPA 8260C	10-13-15	10-13-15	
1,4-Dichlorobenzene	ND	0.00098	EPA 8260C	10-13-15	10-13-15	
1,2-Dichlorobenzene	ND	0.00098	EPA 8260C	10-13-15	10-13-15	
1,2-Dibromo-3-chloropropane	ND	0.0049	EPA 8260C	10-13-15	10-13-15	
1,2,4-Trichlorobenzene	ND	0.00098	EPA 8260C	10-13-15	10-13-15	
Hexachlorobutadiene	ND	0.0049	EPA 8260C	10-13-15	10-13-15	
1,2,3-Trichlorobenzene	ND	0.00098	EPA 8260C	10-13-15	10-13-15	
Surrogate:	***Percent Recovery***	***Control Limits***				
Dibromofluoromethane	***113***	***76-131***				
Toluene-d8	***102***	***82-129***				
4-Bromofluorobenzene	***101***	***79-126***				

This report pertains to the samples analyzed in accordance with the chain of custody,
and is intended only for the use of the individual or company to whom it is addressed.

Date of Report: October 20, 2015
Samples Submitted: October 12, 2015
Laboratory Reference: 1510-084
Project: 457-001

HALOGENATED VOLATILES EPA 8260C
page 1 of 2

Matrix: Soil
Units: mg/kg

Analyte	Result	PQL	Method	Date Prepared	Date Analyzed	Flags
Client ID:	**P2-4-1.0**					
Laboratory ID:	10-084-29					
Dichlorodifluoromethane	ND	0.0011	EPA 8260C	10-13-15	10-13-15	
Chloromethane	ND	0.0053	EPA 8260C	10-13-15	10-13-15	
Vinyl Chloride	ND	0.0011	EPA 8260C	10-13-15	10-13-15	
Bromomethane	ND	0.0011	EPA 8260C	10-13-15	10-13-15	
Chloroethane	ND	0.0053	EPA 8260C	10-13-15	10-13-15	
Trichlorofluoromethane	ND	0.0011	EPA 8260C	10-13-15	10-13-15	
1,1-Dichloroethene	ND	0.0011	EPA 8260C	10-13-15	10-13-15	
Iodomethane	ND	0.0053	EPA 8260C	10-13-15	10-13-15	
Methylene Chloride	ND	0.0053	EPA 8260C	10-13-15	10-13-15	
(trans) 1,2-Dichloroethene	ND	0.0011	EPA 8260C	10-13-15	10-13-15	
1,1-Dichloroethane	ND	0.0011	EPA 8260C	10-13-15	10-13-15	
2,2-Dichloropropane	ND	0.0011	EPA 8260C	10-13-15	10-13-15	
(cis) 1,2-Dichloroethene	ND	0.0011	EPA 8260C	10-13-15	10-13-15	
Bromochloromethane	ND	0.0011	EPA 8260C	10-13-15	10-13-15	
Chloroform	ND	0.0011	EPA 8260C	10-13-15	10-13-15	
1,1,1-Trichloroethane	ND	0.0011	EPA 8260C	10-13-15	10-13-15	
Carbon Tetrachloride	ND	0.0011	EPA 8260C	10-13-15	10-13-15	
1,1-Dichloropropene	ND	0.0011	EPA 8260C	10-13-15	10-13-15	
1,2-Dichloroethane	ND	0.0011	EPA 8260C	10-13-15	10-13-15	
Trichloroethene	ND	0.0011	EPA 8260C	10-13-15	10-13-15	
1,2-Dichloropropane	ND	0.0011	EPA 8260C	10-13-15	10-13-15	
Dibromomethane	ND	0.0011	EPA 8260C	10-13-15	10-13-15	
Bromodichloromethane	ND	0.0011	EPA 8260C	10-13-15	10-13-15	
2-Chloroethyl Vinyl Ether	ND	0.0053	EPA 8260C	10-13-15	10-13-15	
(cis) 1,3-Dichloropropene	ND	0.0011	EPA 8260C	10-13-15	10-13-15	
(trans) 1,3-Dichloropropene	ND	0.0011	EPA 8260C	10-13-15	10-13-15	

This report pertains to the samples analyzed in accordance with the chain of custody,
and is intended only for the use of the individual or company to whom it is addressed.

Date of Report: October 20, 2015
Samples Submitted: October 12, 2015
Laboratory Reference: 1510-084
Project: 457-001

HALOGENATED VOLATILES EPA 8260C
page 2 of 2

Analyte	Result	PQL	Method	Date Prepared	Date Analyzed	Flags
Client ID:	**P2-4-1.0**					
Laboratory ID:	10-084-29					
1,1,2-Trichloroethane	ND	0.0011	EPA 8260C	10-13-15	10-13-15	
Tetrachloroethene	ND	0.0011	EPA 8260C	10-13-15	10-13-15	
1,3-Dichloropropane	ND	0.0011	EPA 8260C	10-13-15	10-13-15	
Dibromochloromethane	ND	0.0011	EPA 8260C	10-13-15	10-13-15	
1,2-Dibromoethane	ND	0.0011	EPA 8260C	10-13-15	10-13-15	
Chlorobenzene	ND	0.0011	EPA 8260C	10-13-15	10-13-15	
1,1,1,2-Tetrachloroethane	ND	0.0011	EPA 8260C	10-13-15	10-13-15	
Bromoform	ND	0.0011	EPA 8260C	10-13-15	10-13-15	
Bromobenzene	ND	0.0011	EPA 8260C	10-13-15	10-13-15	
1,1,2,2-Tetrachloroethane	ND	0.0011	EPA 8260C	10-13-15	10-13-15	
1,2,3-Trichloropropane	ND	0.0011	EPA 8260C	10-13-15	10-13-15	
2-Chlorotoluene	ND	0.0011	EPA 8260C	10-13-15	10-13-15	
4-Chlorotoluene	ND	0.0011	EPA 8260C	10-13-15	10-13-15	
1,3-Dichlorobenzene	ND	0.0011	EPA 8260C	10-13-15	10-13-15	
1,4-Dichlorobenzene	ND	0.0011	EPA 8260C	10-13-15	10-13-15	
1,2-Dichlorobenzene	ND	0.0011	EPA 8260C	10-13-15	10-13-15	
1,2-Dibromo-3-chloropropane	ND	0.0053	EPA 8260C	10-13-15	10-13-15	
1,2,4-Trichlorobenzene	ND	0.0011	EPA 8260C	10-13-15	10-13-15	
Hexachlorobutadiene	ND	0.0053	EPA 8260C	10-13-15	10-13-15	
1,2,3-Trichlorobenzene	ND	0.0011	EPA 8260C	10-13-15	10-13-15	
Surrogate:	***Percent Recovery***	***Control Limits***				
Dibromofluoromethane	***121***	***76-131***				
Toluene-d8	***110***	***82-129***				
4-Bromofluorobenzene	***109***	***79-126***				

This report pertains to the samples analyzed in accordance with the chain of custody,
and is intended only for the use of the individual or company to whom it is addressed.

Date of Report: October 20, 2015
Samples Submitted: October 12, 2015
Laboratory Reference: 1510-084
Project: 457-001

HALOGENATED VOLATILES EPA 8260C
page 1 of 2

Matrix: Soil
Units: mg/kg

Analyte	Result	PQL	Method	Date Prepared	Date Analyzed	Flags
Client ID:	**P2-4-3.0**					
Laboratory ID:	10-084-30					
Dichlorodifluoromethane	ND	0.0011	EPA 8260C	10-13-15	10-13-15	
Chloromethane	ND	0.0057	EPA 8260C	10-13-15	10-13-15	
Vinyl Chloride	ND	0.0011	EPA 8260C	10-13-15	10-13-15	
Bromomethane	ND	0.0011	EPA 8260C	10-13-15	10-13-15	
Chloroethane	ND	0.0057	EPA 8260C	10-13-15	10-13-15	
Trichlorofluoromethane	ND	0.0011	EPA 8260C	10-13-15	10-13-15	
1,1-Dichloroethene	ND	0.0011	EPA 8260C	10-13-15	10-13-15	
Iodomethane	ND	0.0057	EPA 8260C	10-13-15	10-13-15	
Methylene Chloride	ND	0.0057	EPA 8260C	10-13-15	10-13-15	
(trans) 1,2-Dichloroethene	ND	0.0011	EPA 8260C	10-13-15	10-13-15	
1,1-Dichloroethane	ND	0.0011	EPA 8260C	10-13-15	10-13-15	
2,2-Dichloropropane	ND	0.0011	EPA 8260C	10-13-15	10-13-15	
(cis) 1,2-Dichloroethene	ND	0.0011	EPA 8260C	10-13-15	10-13-15	
Bromochloromethane	ND	0.0011	EPA 8260C	10-13-15	10-13-15	
Chloroform	ND	0.0011	EPA 8260C	10-13-15	10-13-15	
1,1,1-Trichloroethane	ND	0.0011	EPA 8260C	10-13-15	10-13-15	
Carbon Tetrachloride	ND	0.0011	EPA 8260C	10-13-15	10-13-15	
1,1-Dichloropropene	ND	0.0011	EPA 8260C	10-13-15	10-13-15	
1,2-Dichloroethane	ND	0.0011	EPA 8260C	10-13-15	10-13-15	
Trichloroethene	ND	0.0011	EPA 8260C	10-13-15	10-13-15	
1,2-Dichloropropane	ND	0.0011	EPA 8260C	10-13-15	10-13-15	
Dibromomethane	ND	0.0011	EPA 8260C	10-13-15	10-13-15	
Bromodichloromethane	ND	0.0011	EPA 8260C	10-13-15	10-13-15	
2-Chloroethyl Vinyl Ether	ND	0.0057	EPA 8260C	10-13-15	10-13-15	
(cis) 1,3-Dichloropropene	ND	0.0011	EPA 8260C	10-13-15	10-13-15	
(trans) 1,3-Dichloropropene	ND	0.0011	EPA 8260C	10-13-15	10-13-15	

This report pertains to the samples analyzed in accordance with the chain of custody,
and is intended only for the use of the individual or company to whom it is addressed.

Date of Report: October 20, 2015
Samples Submitted: October 12, 2015
Laboratory Reference: 1510-084
Project: 457-001

HALOGENATED VOLATILES EPA 8260C
page 2 of 2

Analyte	Result	PQL	Method	Date Prepared	Date Analyzed	Flags
Client ID:	**P2-4-3.0**					
Laboratory ID:	10-084-30					
1,1,2-Trichloroethane	ND	0.0011	EPA 8260C	10-13-15	10-13-15	
Tetrachloroethene	ND	0.0011	EPA 8260C	10-13-15	10-13-15	
1,3-Dichloropropane	ND	0.0011	EPA 8260C	10-13-15	10-13-15	
Dibromochloromethane	ND	0.0011	EPA 8260C	10-13-15	10-13-15	
1,2-Dibromoethane	ND	0.0011	EPA 8260C	10-13-15	10-13-15	
Chlorobenzene	ND	0.0011	EPA 8260C	10-13-15	10-13-15	
1,1,1,2-Tetrachloroethane	ND	0.0011	EPA 8260C	10-13-15	10-13-15	
Bromoform	ND	0.0011	EPA 8260C	10-13-15	10-13-15	
Bromobenzene	ND	0.076	EPA 8260C	10-14-15	10-14-15	
1,1,2,2-Tetrachloroethane	ND	0.076	EPA 8260C	10-14-15	10-14-15	
1,2,3-Trichloropropane	ND	0.076	EPA 8260C	10-14-15	10-14-15	
2-Chlorotoluene	ND	0.076	EPA 8260C	10-14-15	10-14-15	
4-Chlorotoluene	ND	0.076	EPA 8260C	10-14-15	10-14-15	
1,3-Dichlorobenzene	ND	0.076	EPA 8260C	10-14-15	10-14-15	
1,4-Dichlorobenzene	ND	0.076	EPA 8260C	10-14-15	10-14-15	
1,2-Dichlorobenzene	ND	0.076	EPA 8260C	10-14-15	10-14-15	
1,2-Dibromo-3-chloropropane	ND	0.38	EPA 8260C	10-14-15	10-14-15	
1,2,4-Trichlorobenzene	ND	0.076	EPA 8260C	10-14-15	10-14-15	
Hexachlorobutadiene	ND	0.38	EPA 8260C	10-14-15	10-14-15	
1,2,3-Trichlorobenzene	ND	0.076	EPA 8260C	10-14-15	10-14-15	
Surrogate:	***Percent Recovery***	***Control Limits***				
Dibromofluoromethane	***115***	***76-131***				
Toluene-d8	***100***	***82-129***				
4-Bromofluorobenzene	***94***	***79-126***				

This report pertains to the samples analyzed in accordance with the chain of custody,
and is intended only for the use of the individual or company to whom it is addressed.

Date of Report: October 20, 2015
Samples Submitted: October 12, 2015
Laboratory Reference: 1510-084
Project: 457-001

HALOGENATED VOLATILES EPA 8260C
page 1 of 2

Matrix: Soil
Units: mg/kg

Analyte	Result	PQL	Method	Date Prepared	Date Analyzed	Flags
Client ID:	**P2-4-5.0**					
Laboratory ID:	10-084-31					
Dichlorodifluoromethane	ND	0.0011	EPA 8260C	10-13-15	10-13-15	
Chloromethane	ND	0.0057	EPA 8260C	10-13-15	10-13-15	
Vinyl Chloride	ND	0.0011	EPA 8260C	10-13-15	10-13-15	
Bromomethane	ND	0.0011	EPA 8260C	10-13-15	10-13-15	
Chloroethane	ND	0.0057	EPA 8260C	10-13-15	10-13-15	
Trichlorofluoromethane	ND	0.0011	EPA 8260C	10-13-15	10-13-15	
1,1-Dichloroethene	ND	0.0011	EPA 8260C	10-13-15	10-13-15	
Iodomethane	ND	0.0057	EPA 8260C	10-13-15	10-13-15	
Methylene Chloride	ND	0.0057	EPA 8260C	10-13-15	10-13-15	
(trans) 1,2-Dichloroethene	ND	0.0011	EPA 8260C	10-13-15	10-13-15	
1,1-Dichloroethane	ND	0.0011	EPA 8260C	10-13-15	10-13-15	
2,2-Dichloropropane	ND	0.0011	EPA 8260C	10-13-15	10-13-15	
(cis) 1,2-Dichloroethene	ND	0.0011	EPA 8260C	10-13-15	10-13-15	
Bromochloromethane	ND	0.0011	EPA 8260C	10-13-15	10-13-15	
Chloroform	ND	0.0011	EPA 8260C	10-13-15	10-13-15	
1,1,1-Trichloroethane	ND	0.0011	EPA 8260C	10-13-15	10-13-15	
Carbon Tetrachloride	ND	0.0011	EPA 8260C	10-13-15	10-13-15	
1,1-Dichloropropene	ND	0.0011	EPA 8260C	10-13-15	10-13-15	
1,2-Dichloroethane	ND	0.0011	EPA 8260C	10-13-15	10-13-15	
Trichloroethene	ND	0.0011	EPA 8260C	10-13-15	10-13-15	
1,2-Dichloropropane	ND	0.0011	EPA 8260C	10-13-15	10-13-15	
Dibromomethane	ND	0.0011	EPA 8260C	10-13-15	10-13-15	
Bromodichloromethane	ND	0.0011	EPA 8260C	10-13-15	10-13-15	
2-Chloroethyl Vinyl Ether	ND	0.0057	EPA 8260C	10-13-15	10-13-15	
(cis) 1,3-Dichloropropene	ND	0.0011	EPA 8260C	10-13-15	10-13-15	
(trans) 1,3-Dichloropropene	ND	0.0011	EPA 8260C	10-13-15	10-13-15	

This report pertains to the samples analyzed in accordance with the chain of custody,
and is intended only for the use of the individual or company to whom it is addressed.

Date of Report: October 20, 2015
Samples Submitted: October 12, 2015
Laboratory Reference: 1510-084
Project: 457-001

HALOGENATED VOLATILES EPA 8260C
page 2 of 2

Analyte	Result	PQL	Method	Date Prepared	Date Analyzed	Flags
Client ID:	**P2-4-5.0**					
Laboratory ID:	10-084-31					
1,1,2-Trichloroethane	ND	0.0011	EPA 8260C	10-13-15	10-13-15	
Tetrachloroethene	ND	0.0011	EPA 8260C	10-13-15	10-13-15	
1,3-Dichloropropane	ND	0.0011	EPA 8260C	10-13-15	10-13-15	
Dibromochloromethane	ND	0.0011	EPA 8260C	10-13-15	10-13-15	
1,2-Dibromoethane	ND	0.0011	EPA 8260C	10-13-15	10-13-15	
Chlorobenzene	ND	0.0011	EPA 8260C	10-13-15	10-13-15	
1,1,1,2-Tetrachloroethane	ND	0.0011	EPA 8260C	10-13-15	10-13-15	
Bromoform	ND	0.0011	EPA 8260C	10-13-15	10-13-15	
Bromobenzene	ND	0.0011	EPA 8260C	10-13-15	10-13-15	
1,1,2,2-Tetrachloroethane	ND	0.0011	EPA 8260C	10-13-15	10-13-15	
1,2,3-Trichloropropane	ND	0.0011	EPA 8260C	10-13-15	10-13-15	
2-Chlorotoluene	ND	0.0011	EPA 8260C	10-13-15	10-13-15	
4-Chlorotoluene	ND	0.0011	EPA 8260C	10-13-15	10-13-15	
1,3-Dichlorobenzene	ND	0.0011	EPA 8260C	10-13-15	10-13-15	
1,4-Dichlorobenzene	ND	0.0011	EPA 8260C	10-13-15	10-13-15	
1,2-Dichlorobenzene	ND	0.0011	EPA 8260C	10-13-15	10-13-15	
1,2-Dibromo-3-chloropropane	ND	0.0057	EPA 8260C	10-13-15	10-13-15	
1,2,4-Trichlorobenzene	ND	0.0011	EPA 8260C	10-13-15	10-13-15	
Hexachlorobutadiene	ND	0.0057	EPA 8260C	10-13-15	10-13-15	
1,2,3-Trichlorobenzene	ND	0.0011	EPA 8260C	10-13-15	10-13-15	
Surrogate:	***Percent Recovery***	***Control Limits***				
Dibromofluoromethane	***112***	***76-131***				
Toluene-d8	***107***	***82-129***				
4-Bromofluorobenzene	***102***	***79-126***				

This report pertains to the samples analyzed in accordance with the chain of custody,
and is intended only for the use of the individual or company to whom it is addressed.

Date of Report: October 20, 2015
Samples Submitted: October 12, 2015
Laboratory Reference: 1510-084
Project: 457-001

HALOGENATED VOLATILES EPA 8260C
page 1 of 2

Matrix: Soil
Units: mg/kg

Analyte	Result	PQL	Method	Date Prepared	Date Analyzed	Flags
Client ID:	**P2-4-7.5**					
Laboratory ID:	10-084-32					
Dichlorodifluoromethane	ND	0.0012	EPA 8260C	10-14-15	10-14-15	
Chloromethane	ND	0.0059	EPA 8260C	10-14-15	10-14-15	
Vinyl Chloride	ND	0.0012	EPA 8260C	10-14-15	10-14-15	
Bromomethane	ND	0.0012	EPA 8260C	10-14-15	10-14-15	
Chloroethane	ND	0.0059	EPA 8260C	10-14-15	10-14-15	
Trichlorofluoromethane	ND	0.0012	EPA 8260C	10-14-15	10-14-15	
1,1-Dichloroethene	ND	0.0012	EPA 8260C	10-14-15	10-14-15	
Iodomethane	ND	0.0059	EPA 8260C	10-14-15	10-14-15	
Methylene Chloride	ND	0.0059	EPA 8260C	10-14-15	10-14-15	
(trans) 1,2-Dichloroethene	ND	0.0012	EPA 8260C	10-14-15	10-14-15	
1,1-Dichloroethane	ND	0.0012	EPA 8260C	10-14-15	10-14-15	
2,2-Dichloropropane	ND	0.0012	EPA 8260C	10-14-15	10-14-15	
(cis) 1,2-Dichloroethene	ND	0.0012	EPA 8260C	10-14-15	10-14-15	
Bromochloromethane	ND	0.0012	EPA 8260C	10-14-15	10-14-15	
Chloroform	ND	0.0012	EPA 8260C	10-14-15	10-14-15	
1,1,1-Trichloroethane	ND	0.0012	EPA 8260C	10-14-15	10-14-15	
Carbon Tetrachloride	ND	0.0012	EPA 8260C	10-14-15	10-14-15	
1,1-Dichloropropene	ND	0.0012	EPA 8260C	10-14-15	10-14-15	
1,2-Dichloroethane	ND	0.0012	EPA 8260C	10-14-15	10-14-15	
Trichloroethene	ND	0.0012	EPA 8260C	10-14-15	10-14-15	
1,2-Dichloropropane	ND	0.0012	EPA 8260C	10-14-15	10-14-15	
Dibromomethane	ND	0.0012	EPA 8260C	10-14-15	10-14-15	
Bromodichloromethane	ND	0.0012	EPA 8260C	10-14-15	10-14-15	
2-Chloroethyl Vinyl Ether	ND	0.0059	EPA 8260C	10-14-15	10-14-15	
(cis) 1,3-Dichloropropene	ND	0.0012	EPA 8260C	10-14-15	10-14-15	
(trans) 1,3-Dichloropropene	ND	0.0012	EPA 8260C	10-14-15	10-14-15	

This report pertains to the samples analyzed in accordance with the chain of custody,
and is intended only for the use of the individual or company to whom it is addressed.

Date of Report: October 20, 2015
Samples Submitted: October 12, 2015
Laboratory Reference: 1510-084
Project: 457-001

HALOGENATED VOLATILES EPA 8260C
page 2 of 2

Analyte	Result	PQL	Method	Date Prepared	Date Analyzed	Flags
Client ID:	**P2-4-7.5**					
Laboratory ID:	10-084-32					
1,1,2-Trichloroethane	ND	0.0012	EPA 8260C	10-14-15	10-14-15	
Tetrachloroethene	ND	0.0012	EPA 8260C	10-14-15	10-14-15	
1,3-Dichloropropane	ND	0.0012	EPA 8260C	10-14-15	10-14-15	
Dibromochloromethane	ND	0.0012	EPA 8260C	10-14-15	10-14-15	
1,2-Dibromoethane	ND	0.0012	EPA 8260C	10-14-15	10-14-15	
Chlorobenzene	ND	0.0012	EPA 8260C	10-14-15	10-14-15	
1,1,1,2-Tetrachloroethane	ND	0.0012	EPA 8260C	10-14-15	10-14-15	
Bromoform	ND	0.0012	EPA 8260C	10-14-15	10-14-15	
Bromobenzene	ND	0.0012	EPA 8260C	10-14-15	10-14-15	
1,1,2,2-Tetrachloroethane	ND	0.0012	EPA 8260C	10-14-15	10-14-15	
1,2,3-Trichloropropane	ND	0.0012	EPA 8260C	10-14-15	10-14-15	
2-Chlorotoluene	ND	0.0012	EPA 8260C	10-14-15	10-14-15	
4-Chlorotoluene	ND	0.0012	EPA 8260C	10-14-15	10-14-15	
1,3-Dichlorobenzene	ND	0.0012	EPA 8260C	10-14-15	10-14-15	
1,4-Dichlorobenzene	ND	0.0012	EPA 8260C	10-14-15	10-14-15	
1,2-Dichlorobenzene	ND	0.0012	EPA 8260C	10-14-15	10-14-15	
1,2-Dibromo-3-chloropropane	ND	0.0059	EPA 8260C	10-14-15	10-14-15	
1,2,4-Trichlorobenzene	ND	0.0012	EPA 8260C	10-14-15	10-14-15	
Hexachlorobutadiene	ND	0.0059	EPA 8260C	10-14-15	10-14-15	
1,2,3-Trichlorobenzene	ND	0.0012	EPA 8260C	10-14-15	10-14-15	
Surrogate:	***Percent Recovery***	***Control Limits***				
Dibromofluoromethane	***115***	***76-131***				
Toluene-d8	***108***	***82-129***				
4-Bromofluorobenzene	***106***	***79-126***				

This report pertains to the samples analyzed in accordance with the chain of custody,
and is intended only for the use of the individual or company to whom it is addressed.

Date of Report: October 20, 2015
Samples Submitted: October 12, 2015
Laboratory Reference: 1510-084
Project: 457-001

HALOGENATED VOLATILES EPA 8260C
page 1 of 2

Matrix: Soil
Units: mg/kg

Analyte	Result	PQL	Method	Date Prepared	Date Analyzed	Flags
Client ID:	**P2-14-1.0**					
Laboratory ID:	10-084-33					
Dichlorodifluoromethane	ND	0.0012	EPA 8260C	10-14-15	10-14-15	
Chloromethane	ND	0.0060	EPA 8260C	10-14-15	10-14-15	
Vinyl Chloride	ND	0.0012	EPA 8260C	10-14-15	10-14-15	
Bromomethane	ND	0.0012	EPA 8260C	10-14-15	10-14-15	
Chloroethane	ND	0.0060	EPA 8260C	10-14-15	10-14-15	
Trichlorofluoromethane	ND	0.0012	EPA 8260C	10-14-15	10-14-15	
1,1-Dichloroethene	ND	0.0012	EPA 8260C	10-14-15	10-14-15	
Iodomethane	ND	0.0060	EPA 8260C	10-14-15	10-14-15	
Methylene Chloride	ND	0.0060	EPA 8260C	10-14-15	10-14-15	
(trans) 1,2-Dichloroethene	ND	0.0012	EPA 8260C	10-14-15	10-14-15	
1,1-Dichloroethane	ND	0.0012	EPA 8260C	10-14-15	10-14-15	
2,2-Dichloropropane	ND	0.0012	EPA 8260C	10-14-15	10-14-15	
(cis) 1,2-Dichloroethene	ND	0.0012	EPA 8260C	10-14-15	10-14-15	
Bromochloromethane	ND	0.0012	EPA 8260C	10-14-15	10-14-15	
Chloroform	ND	0.0012	EPA 8260C	10-14-15	10-14-15	
1,1,1-Trichloroethane	ND	0.0012	EPA 8260C	10-14-15	10-14-15	
Carbon Tetrachloride	ND	0.0012	EPA 8260C	10-14-15	10-14-15	
1,1-Dichloropropene	ND	0.0012	EPA 8260C	10-14-15	10-14-15	
1,2-Dichloroethane	ND	0.0012	EPA 8260C	10-14-15	10-14-15	
Trichloroethene	ND	0.0012	EPA 8260C	10-14-15	10-14-15	
1,2-Dichloropropane	ND	0.0012	EPA 8260C	10-14-15	10-14-15	
Dibromomethane	ND	0.0012	EPA 8260C	10-14-15	10-14-15	
Bromodichloromethane	ND	0.0012	EPA 8260C	10-14-15	10-14-15	
2-Chloroethyl Vinyl Ether	ND	0.0060	EPA 8260C	10-14-15	10-14-15	
(cis) 1,3-Dichloropropene	ND	0.0012	EPA 8260C	10-14-15	10-14-15	
(trans) 1,3-Dichloropropene	ND	0.0012	EPA 8260C	10-14-15	10-14-15	

This report pertains to the samples analyzed in accordance with the chain of custody,
and is intended only for the use of the individual or company to whom it is addressed.

Date of Report: October 20, 2015
Samples Submitted: October 12, 2015
Laboratory Reference: 1510-084
Project: 457-001

HALOGENATED VOLATILES EPA 8260C
page 2 of 2

Analyte	Result	PQL	Method	Date Prepared	Date Analyzed	Flags
Client ID:	**P2-14-1.0**					
Laboratory ID:	10-084-33					
1,1,2-Trichloroethane	ND	0.0012	EPA 8260C	10-14-15	10-14-15	
Tetrachloroethene	ND	0.0012	EPA 8260C	10-14-15	10-14-15	
1,3-Dichloropropane	ND	0.0012	EPA 8260C	10-14-15	10-14-15	
Dibromochloromethane	ND	0.0012	EPA 8260C	10-14-15	10-14-15	
1,2-Dibromoethane	ND	0.0012	EPA 8260C	10-14-15	10-14-15	
Chlorobenzene	ND	0.0012	EPA 8260C	10-14-15	10-14-15	
1,1,1,2-Tetrachloroethane	ND	0.0012	EPA 8260C	10-14-15	10-14-15	
Bromoform	ND	0.0012	EPA 8260C	10-14-15	10-14-15	
Bromobenzene	ND	0.0012	EPA 8260C	10-14-15	10-14-15	
1,1,2,2-Tetrachloroethane	ND	0.0012	EPA 8260C	10-14-15	10-14-15	
1,2,3-Trichloropropane	ND	0.0012	EPA 8260C	10-14-15	10-14-15	
2-Chlorotoluene	ND	0.0012	EPA 8260C	10-14-15	10-14-15	
4-Chlorotoluene	ND	0.0012	EPA 8260C	10-14-15	10-14-15	
1,3-Dichlorobenzene	ND	0.0012	EPA 8260C	10-14-15	10-14-15	
1,4-Dichlorobenzene	ND	0.0012	EPA 8260C	10-14-15	10-14-15	
1,2-Dichlorobenzene	ND	0.0012	EPA 8260C	10-14-15	10-14-15	
1,2-Dibromo-3-chloropropane	ND	0.0060	EPA 8260C	10-14-15	10-14-15	
1,2,4-Trichlorobenzene	ND	0.0012	EPA 8260C	10-14-15	10-14-15	
Hexachlorobutadiene	ND	0.0060	EPA 8260C	10-14-15	10-14-15	
1,2,3-Trichlorobenzene	ND	0.0012	EPA 8260C	10-14-15	10-14-15	
Surrogate:	***Percent Recovery***	***Control Limits***				
Dibromofluoromethane	***117***	***76-131***				
Toluene-d8	***109***	***82-129***				
4-Bromofluorobenzene	***104***	***79-126***				

This report pertains to the samples analyzed in accordance with the chain of custody,
and is intended only for the use of the individual or company to whom it is addressed.

Date of Report: October 20, 2015
Samples Submitted: October 12, 2015
Laboratory Reference: 1510-084
Project: 457-001

HALOGENATED VOLATILES EPA 8260C
page 1 of 2

Matrix: Soil
Units: mg/kg

Analyte	Result	PQL	Method	Date Prepared	Date Analyzed	Flags
Client ID:	**P2-14-3.0**					
Laboratory ID:	10-084-34					
Dichlorodifluoromethane	ND	0.0011	EPA 8260C	10-14-15	10-14-15	
Chloromethane	ND	0.0057	EPA 8260C	10-14-15	10-14-15	
Vinyl Chloride	ND	0.0011	EPA 8260C	10-14-15	10-14-15	
Bromomethane	ND	0.0011	EPA 8260C	10-14-15	10-14-15	
Chloroethane	ND	0.0057	EPA 8260C	10-14-15	10-14-15	
Trichlorofluoromethane	ND	0.0011	EPA 8260C	10-14-15	10-14-15	
1,1-Dichloroethene	ND	0.0011	EPA 8260C	10-14-15	10-14-15	
Iodomethane	ND	0.0057	EPA 8260C	10-14-15	10-14-15	
Methylene Chloride	ND	0.0057	EPA 8260C	10-14-15	10-14-15	
(trans) 1,2-Dichloroethene	ND	0.0011	EPA 8260C	10-14-15	10-14-15	
1,1-Dichloroethane	ND	0.0011	EPA 8260C	10-14-15	10-14-15	
2,2-Dichloropropane	ND	0.0011	EPA 8260C	10-14-15	10-14-15	
(cis) 1,2-Dichloroethene	ND	0.0011	EPA 8260C	10-14-15	10-14-15	
Bromochloromethane	ND	0.0011	EPA 8260C	10-14-15	10-14-15	
Chloroform	ND	0.0011	EPA 8260C	10-14-15	10-14-15	
1,1,1-Trichloroethane	ND	0.0011	EPA 8260C	10-14-15	10-14-15	
Carbon Tetrachloride	ND	0.0011	EPA 8260C	10-14-15	10-14-15	
1,1-Dichloropropene	ND	0.0011	EPA 8260C	10-14-15	10-14-15	
1,2-Dichloroethane	ND	0.0011	EPA 8260C	10-14-15	10-14-15	
Trichloroethene	ND	0.0011	EPA 8260C	10-14-15	10-14-15	
1,2-Dichloropropane	ND	0.0011	EPA 8260C	10-14-15	10-14-15	
Dibromomethane	ND	0.0011	EPA 8260C	10-14-15	10-14-15	
Bromodichloromethane	ND	0.0011	EPA 8260C	10-14-15	10-14-15	
2-Chloroethyl Vinyl Ether	ND	0.0057	EPA 8260C	10-14-15	10-14-15	
(cis) 1,3-Dichloropropene	ND	0.0011	EPA 8260C	10-14-15	10-14-15	
(trans) 1,3-Dichloropropene	ND	0.0011	EPA 8260C	10-14-15	10-14-15	

This report pertains to the samples analyzed in accordance with the chain of custody,
and is intended only for the use of the individual or company to whom it is addressed.

Date of Report: October 20, 2015
Samples Submitted: October 12, 2015
Laboratory Reference: 1510-084
Project: 457-001

HALOGENATED VOLATILES EPA 8260C
page 2 of 2

Analyte	Result	PQL	Method	Date Prepared	Date Analyzed	Flags
Client ID:	**P2-14-3.0**					
Laboratory ID:	10-084-34					
1,1,2-Trichloroethane	ND	0.0011	EPA 8260C	10-14-15	10-14-15	
Tetrachloroethene	ND	0.0011	EPA 8260C	10-14-15	10-14-15	
1,3-Dichloropropane	ND	0.0011	EPA 8260C	10-14-15	10-14-15	
Dibromochloromethane	ND	0.0011	EPA 8260C	10-14-15	10-14-15	
1,2-Dibromoethane	ND	0.0011	EPA 8260C	10-14-15	10-14-15	
Chlorobenzene	ND	0.0011	EPA 8260C	10-14-15	10-14-15	
1,1,1,2-Tetrachloroethane	ND	0.0011	EPA 8260C	10-14-15	10-14-15	
Bromoform	ND	0.0011	EPA 8260C	10-14-15	10-14-15	
Bromobenzene	ND	0.0011	EPA 8260C	10-14-15	10-14-15	
1,1,2,2-Tetrachloroethane	ND	0.0011	EPA 8260C	10-14-15	10-14-15	
1,2,3-Trichloropropane	ND	0.0011	EPA 8260C	10-14-15	10-14-15	
2-Chlorotoluene	ND	0.0011	EPA 8260C	10-14-15	10-14-15	
4-Chlorotoluene	ND	0.0011	EPA 8260C	10-14-15	10-14-15	
1,3-Dichlorobenzene	ND	0.0011	EPA 8260C	10-14-15	10-14-15	
1,4-Dichlorobenzene	ND	0.0011	EPA 8260C	10-14-15	10-14-15	
1,2-Dichlorobenzene	ND	0.0011	EPA 8260C	10-14-15	10-14-15	
1,2-Dibromo-3-chloropropane	ND	0.0057	EPA 8260C	10-14-15	10-14-15	
1,2,4-Trichlorobenzene	ND	0.0011	EPA 8260C	10-14-15	10-14-15	
Hexachlorobutadiene	ND	0.0057	EPA 8260C	10-14-15	10-14-15	
1,2,3-Trichlorobenzene	ND	0.0011	EPA 8260C	10-14-15	10-14-15	
Surrogate:	***Percent Recovery***	***Control Limits***				
Dibromofluoromethane	***109***	***76-131***				
Toluene-d8	***104***	***82-129***				
4-Bromofluorobenzene	***96***	***79-126***				

This report pertains to the samples analyzed in accordance with the chain of custody,
and is intended only for the use of the individual or company to whom it is addressed.

Date of Report: October 20, 2015
Samples Submitted: October 12, 2015
Laboratory Reference: 1510-084
Project: 457-001

HALOGENATED VOLATILES EPA 8260C
page 1 of 2

Matrix: Soil
Units: mg/kg

Analyte	Result	PQL	Method	Date Prepared	Date Analyzed	Flags
Client ID:	**P2-14-5.0**					
Laboratory ID:	10-084-35					
Dichlorodifluoromethane	ND	0.00098	EPA 8260C	10-14-15	10-14-15	
Chloromethane	ND	0.0049	EPA 8260C	10-14-15	10-14-15	
Vinyl Chloride	ND	0.00098	EPA 8260C	10-14-15	10-14-15	
Bromomethane	ND	0.00098	EPA 8260C	10-14-15	10-14-15	
Chloroethane	ND	0.0049	EPA 8260C	10-14-15	10-14-15	
Trichlorofluoromethane	ND	0.00098	EPA 8260C	10-14-15	10-14-15	
1,1-Dichloroethene	ND	0.00098	EPA 8260C	10-14-15	10-14-15	
Iodomethane	ND	0.0049	EPA 8260C	10-14-15	10-14-15	
Methylene Chloride	ND	0.0049	EPA 8260C	10-14-15	10-14-15	
(trans) 1,2-Dichloroethene	ND	0.00098	EPA 8260C	10-14-15	10-14-15	
1,1-Dichloroethane	ND	0.00098	EPA 8260C	10-14-15	10-14-15	
2,2-Dichloropropane	ND	0.00098	EPA 8260C	10-14-15	10-14-15	
(cis) 1,2-Dichloroethene	ND	0.00098	EPA 8260C	10-14-15	10-14-15	
Bromochloromethane	ND	0.00098	EPA 8260C	10-14-15	10-14-15	
Chloroform	ND	0.00098	EPA 8260C	10-14-15	10-14-15	
1,1,1-Trichloroethane	ND	0.00098	EPA 8260C	10-14-15	10-14-15	
Carbon Tetrachloride	ND	0.00098	EPA 8260C	10-14-15	10-14-15	
1,1-Dichloropropene	ND	0.00098	EPA 8260C	10-14-15	10-14-15	
1,2-Dichloroethane	ND	0.00098	EPA 8260C	10-14-15	10-14-15	
Trichloroethene	ND	0.00098	EPA 8260C	10-14-15	10-14-15	
1,2-Dichloropropane	ND	0.00098	EPA 8260C	10-14-15	10-14-15	
Dibromomethane	ND	0.00098	EPA 8260C	10-14-15	10-14-15	
Bromodichloromethane	ND	0.00098	EPA 8260C	10-14-15	10-14-15	
2-Chloroethyl Vinyl Ether	ND	0.0049	EPA 8260C	10-14-15	10-14-15	
(cis) 1,3-Dichloropropene	ND	0.00098	EPA 8260C	10-14-15	10-14-15	
(trans) 1,3-Dichloropropene	ND	0.00098	EPA 8260C	10-14-15	10-14-15	

This report pertains to the samples analyzed in accordance with the chain of custody,
and is intended only for the use of the individual or company to whom it is addressed.

Date of Report: October 20, 2015
Samples Submitted: October 12, 2015
Laboratory Reference: 1510-084
Project: 457-001

HALOGENATED VOLATILES EPA 8260C
page 2 of 2

Analyte	Result	PQL	Method	Date Prepared	Date Analyzed	Flags
Client ID:	**P2-14-5.0**					
Laboratory ID:	10-084-35					
1,1,2-Trichloroethane	ND	0.00098	EPA 8260C	10-14-15	10-14-15	
Tetrachloroethene	ND	0.00098	EPA 8260C	10-14-15	10-14-15	
1,3-Dichloropropane	ND	0.00098	EPA 8260C	10-14-15	10-14-15	
Dibromochloromethane	ND	0.00098	EPA 8260C	10-14-15	10-14-15	
1,2-Dibromoethane	ND	0.00098	EPA 8260C	10-14-15	10-14-15	
Chlorobenzene	ND	0.00098	EPA 8260C	10-14-15	10-14-15	
1,1,1,2-Tetrachloroethane	ND	0.00098	EPA 8260C	10-14-15	10-14-15	
Bromoform	ND	0.00098	EPA 8260C	10-14-15	10-14-15	
Bromobenzene	ND	0.00098	EPA 8260C	10-14-15	10-14-15	
1,1,2,2-Tetrachloroethane	ND	0.00098	EPA 8260C	10-14-15	10-14-15	
1,2,3-Trichloropropane	ND	0.00098	EPA 8260C	10-14-15	10-14-15	
2-Chlorotoluene	ND	0.00098	EPA 8260C	10-14-15	10-14-15	
4-Chlorotoluene	ND	0.00098	EPA 8260C	10-14-15	10-14-15	
1,3-Dichlorobenzene	ND	0.00098	EPA 8260C	10-14-15	10-14-15	
1,4-Dichlorobenzene	ND	0.00098	EPA 8260C	10-14-15	10-14-15	
1,2-Dichlorobenzene	ND	0.00098	EPA 8260C	10-14-15	10-14-15	
1,2-Dibromo-3-chloropropane	ND	0.0049	EPA 8260C	10-14-15	10-14-15	
1,2,4-Trichlorobenzene	ND	0.00098	EPA 8260C	10-14-15	10-14-15	
Hexachlorobutadiene	ND	0.0049	EPA 8260C	10-14-15	10-14-15	
1,2,3-Trichlorobenzene	ND	0.00098	EPA 8260C	10-14-15	10-14-15	
Surrogate:	***Percent Recovery***	***Control Limits***				
Dibromofluoromethane	***120***	***76-131***				
Toluene-d8	***109***	***82-129***				
4-Bromofluorobenzene	***104***	***79-126***				

This report pertains to the samples analyzed in accordance with the chain of custody,
and is intended only for the use of the individual or company to whom it is addressed.

Date of Report: October 20, 2015
Samples Submitted: October 12, 2015
Laboratory Reference: 1510-084
Project: 457-001

HALOGENATED VOLATILES EPA 8260C
page 1 of 2

Matrix: Soil
Units: mg/kg

Analyte	Result	PQL	Method	Date Prepared	Date Analyzed	Flags
Client ID:	**P2-14-8.0**					
Laboratory ID:	10-084-36					
Dichlorodifluoromethane	ND	0.0012	EPA 8260C	10-14-15	10-14-15	
Chloromethane	ND	0.0058	EPA 8260C	10-14-15	10-14-15	
Vinyl Chloride	ND	0.0012	EPA 8260C	10-14-15	10-14-15	
Bromomethane	ND	0.0012	EPA 8260C	10-14-15	10-14-15	
Chloroethane	ND	0.0058	EPA 8260C	10-14-15	10-14-15	
Trichlorofluoromethane	ND	0.0012	EPA 8260C	10-14-15	10-14-15	
1,1-Dichloroethene	ND	0.0012	EPA 8260C	10-14-15	10-14-15	
Iodomethane	ND	0.0058	EPA 8260C	10-14-15	10-14-15	
Methylene Chloride	ND	0.0058	EPA 8260C	10-14-15	10-14-15	
(trans) 1,2-Dichloroethene	ND	0.0012	EPA 8260C	10-14-15	10-14-15	
1,1-Dichloroethane	ND	0.0012	EPA 8260C	10-14-15	10-14-15	
2,2-Dichloropropane	ND	0.0012	EPA 8260C	10-14-15	10-14-15	
(cis) 1,2-Dichloroethene	ND	0.0012	EPA 8260C	10-14-15	10-14-15	
Bromochloromethane	ND	0.0012	EPA 8260C	10-14-15	10-14-15	
Chloroform	ND	0.0012	EPA 8260C	10-14-15	10-14-15	
1,1,1-Trichloroethane	ND	0.0012	EPA 8260C	10-14-15	10-14-15	
Carbon Tetrachloride	ND	0.0012	EPA 8260C	10-14-15	10-14-15	
1,1-Dichloropropene	ND	0.0012	EPA 8260C	10-14-15	10-14-15	
1,2-Dichloroethane	ND	0.0012	EPA 8260C	10-14-15	10-14-15	
Trichloroethene	ND	0.0012	EPA 8260C	10-14-15	10-14-15	
1,2-Dichloropropane	ND	0.0012	EPA 8260C	10-14-15	10-14-15	
Dibromomethane	ND	0.0012	EPA 8260C	10-14-15	10-14-15	
Bromodichloromethane	ND	0.0012	EPA 8260C	10-14-15	10-14-15	
2-Chloroethyl Vinyl Ether	ND	0.0058	EPA 8260C	10-14-15	10-14-15	
(cis) 1,3-Dichloropropene	ND	0.0012	EPA 8260C	10-14-15	10-14-15	
(trans) 1,3-Dichloropropene	ND	0.0012	EPA 8260C	10-14-15	10-14-15	

This report pertains to the samples analyzed in accordance with the chain of custody,
and is intended only for the use of the individual or company to whom it is addressed.

Date of Report: October 20, 2015
Samples Submitted: October 12, 2015
Laboratory Reference: 1510-084
Project: 457-001

HALOGENATED VOLATILES EPA 8260C
page 2 of 2

Analyte	Result	PQL	Method	Date Prepared	Date Analyzed	Flags
Client ID:	**P2-14-8.0**					
Laboratory ID:	10-084-36					
1,1,2-Trichloroethane	ND	0.0012	EPA 8260C	10-14-15	10-14-15	
Tetrachloroethene	ND	0.0012	EPA 8260C	10-14-15	10-14-15	
1,3-Dichloropropane	ND	0.0012	EPA 8260C	10-14-15	10-14-15	
Dibromochloromethane	ND	0.0012	EPA 8260C	10-14-15	10-14-15	
1,2-Dibromoethane	ND	0.0012	EPA 8260C	10-14-15	10-14-15	
Chlorobenzene	ND	0.0012	EPA 8260C	10-14-15	10-14-15	
1,1,1,2-Tetrachloroethane	ND	0.0012	EPA 8260C	10-14-15	10-14-15	
Bromoform	ND	0.0012	EPA 8260C	10-14-15	10-14-15	
Bromobenzene	ND	0.0012	EPA 8260C	10-14-15	10-14-15	
1,1,2,2-Tetrachloroethane	ND	0.0012	EPA 8260C	10-14-15	10-14-15	
1,2,3-Trichloropropane	ND	0.0012	EPA 8260C	10-14-15	10-14-15	
2-Chlorotoluene	ND	0.0012	EPA 8260C	10-14-15	10-14-15	
4-Chlorotoluene	ND	0.0012	EPA 8260C	10-14-15	10-14-15	
1,3-Dichlorobenzene	ND	0.0012	EPA 8260C	10-14-15	10-14-15	
1,4-Dichlorobenzene	ND	0.0012	EPA 8260C	10-14-15	10-14-15	
1,2-Dichlorobenzene	ND	0.0012	EPA 8260C	10-14-15	10-14-15	
1,2-Dibromo-3-chloropropane	ND	0.0058	EPA 8260C	10-14-15	10-14-15	
1,2,4-Trichlorobenzene	ND	0.0012	EPA 8260C	10-14-15	10-14-15	
Hexachlorobutadiene	ND	0.0058	EPA 8260C	10-14-15	10-14-15	
1,2,3-Trichlorobenzene	ND	0.0012	EPA 8260C	10-14-15	10-14-15	
Surrogate:	***Percent Recovery***	***Control Limits***				
Dibromofluoromethane	***114***	***76-131***				
Toluene-d8	***110***	***82-129***				
4-Bromofluorobenzene	***104***	***79-126***				

This report pertains to the samples analyzed in accordance with the chain of custody,
and is intended only for the use of the individual or company to whom it is addressed.

Date of Report: October 20, 2015
Samples Submitted: October 12, 2015
Laboratory Reference: 1510-084
Project: 457-001

HALOGENATED VOLATILES EPA 8260C
page 1 of 2

Matrix: Soil
Units: mg/kg

Analyte	Result	PQL	Method	Date Prepared	Date Analyzed	Flags
Client ID:	**P2-13-1.0**					
Laboratory ID:	10-084-37					
Dichlorodifluoromethane	ND	0.0011	EPA 8260C	10-14-15	10-14-15	
Chloromethane	ND	0.0056	EPA 8260C	10-14-15	10-14-15	
Vinyl Chloride	ND	0.0011	EPA 8260C	10-14-15	10-14-15	
Bromomethane	ND	0.0011	EPA 8260C	10-14-15	10-14-15	
Chloroethane	ND	0.0056	EPA 8260C	10-14-15	10-14-15	
Trichlorofluoromethane	ND	0.0011	EPA 8260C	10-14-15	10-14-15	
1,1-Dichloroethene	ND	0.0011	EPA 8260C	10-14-15	10-14-15	
Iodomethane	ND	0.0056	EPA 8260C	10-14-15	10-14-15	
Methylene Chloride	ND	0.0056	EPA 8260C	10-14-15	10-14-15	
(trans) 1,2-Dichloroethene	ND	0.0011	EPA 8260C	10-14-15	10-14-15	
1,1-Dichloroethane	ND	0.0011	EPA 8260C	10-14-15	10-14-15	
2,2-Dichloropropane	ND	0.0011	EPA 8260C	10-14-15	10-14-15	
(cis) 1,2-Dichloroethene	ND	0.0011	EPA 8260C	10-14-15	10-14-15	
Bromochloromethane	ND	0.0011	EPA 8260C	10-14-15	10-14-15	
Chloroform	ND	0.0011	EPA 8260C	10-14-15	10-14-15	
1,1,1-Trichloroethane	ND	0.0011	EPA 8260C	10-14-15	10-14-15	
Carbon Tetrachloride	ND	0.0011	EPA 8260C	10-14-15	10-14-15	
1,1-Dichloropropene	ND	0.0011	EPA 8260C	10-14-15	10-14-15	
1,2-Dichloroethane	ND	0.0011	EPA 8260C	10-14-15	10-14-15	
Trichloroethene	ND	0.0011	EPA 8260C	10-14-15	10-14-15	
1,2-Dichloropropane	ND	0.0011	EPA 8260C	10-14-15	10-14-15	
Dibromomethane	ND	0.0011	EPA 8260C	10-14-15	10-14-15	
Bromodichloromethane	ND	0.0011	EPA 8260C	10-14-15	10-14-15	
2-Chloroethyl Vinyl Ether	ND	0.0056	EPA 8260C	10-14-15	10-14-15	
(cis) 1,3-Dichloropropene	ND	0.0011	EPA 8260C	10-14-15	10-14-15	
(trans) 1,3-Dichloropropene	ND	0.0011	EPA 8260C	10-14-15	10-14-15	

This report pertains to the samples analyzed in accordance with the chain of custody,
and is intended only for the use of the individual or company to whom it is addressed.

Date of Report: October 20, 2015
Samples Submitted: October 12, 2015
Laboratory Reference: 1510-084
Project: 457-001

HALOGENATED VOLATILES EPA 8260C
page 2 of 2

Analyte	Result	PQL	Method	Date Prepared	Date Analyzed	Flags
Client ID:	**P2-13-1.0**					
Laboratory ID:	10-084-37					
1,1,2-Trichloroethane	ND	0.0011	EPA 8260C	10-14-15	10-14-15	
Tetrachloroethene	ND	0.0011	EPA 8260C	10-14-15	10-14-15	
1,3-Dichloropropane	ND	0.0011	EPA 8260C	10-14-15	10-14-15	
Dibromochloromethane	ND	0.0011	EPA 8260C	10-14-15	10-14-15	
1,2-Dibromoethane	ND	0.0011	EPA 8260C	10-14-15	10-14-15	
Chlorobenzene	ND	0.0011	EPA 8260C	10-14-15	10-14-15	
1,1,1,2-Tetrachloroethane	ND	0.0011	EPA 8260C	10-14-15	10-14-15	
Bromoform	ND	0.0011	EPA 8260C	10-14-15	10-14-15	
Bromobenzene	ND	0.0011	EPA 8260C	10-14-15	10-14-15	
1,1,2,2-Tetrachloroethane	ND	0.0011	EPA 8260C	10-14-15	10-14-15	
1,2,3-Trichloropropane	ND	0.0011	EPA 8260C	10-14-15	10-14-15	
2-Chlorotoluene	ND	0.0011	EPA 8260C	10-14-15	10-14-15	
4-Chlorotoluene	ND	0.0011	EPA 8260C	10-14-15	10-14-15	
1,3-Dichlorobenzene	ND	0.0011	EPA 8260C	10-14-15	10-14-15	
1,4-Dichlorobenzene	ND	0.0011	EPA 8260C	10-14-15	10-14-15	
1,2-Dichlorobenzene	ND	0.0011	EPA 8260C	10-14-15	10-14-15	
1,2-Dibromo-3-chloropropane	ND	0.0056	EPA 8260C	10-14-15	10-14-15	
1,2,4-Trichlorobenzene	ND	0.0011	EPA 8260C	10-14-15	10-14-15	
Hexachlorobutadiene	ND	0.0056	EPA 8260C	10-14-15	10-14-15	
1,2,3-Trichlorobenzene	ND	0.0011	EPA 8260C	10-14-15	10-14-15	
Surrogate:	***Percent Recovery***	***Control Limits***				
Dibromofluoromethane	***120***	***76-131***				
Toluene-d8	***113***	***82-129***				
4-Bromofluorobenzene	***106***	***79-126***				

This report pertains to the samples analyzed in accordance with the chain of custody,
and is intended only for the use of the individual or company to whom it is addressed.

Date of Report: October 20, 2015
Samples Submitted: October 12, 2015
Laboratory Reference: 1510-084
Project: 457-001

HALOGENATED VOLATILES EPA 8260C
page 1 of 2

Matrix: Soil
Units: mg/kg

Analyte	Result	PQL	Method	Date Prepared	Date Analyzed	Flags
Client ID:	**P2-13-3.0**					
Laboratory ID:	10-084-38					
Dichlorodifluoromethane	ND	0.0015	EPA 8260C	10-14-15	10-14-15	
Chloromethane	ND	0.0073	EPA 8260C	10-14-15	10-14-15	
Vinyl Chloride	ND	0.0015	EPA 8260C	10-14-15	10-14-15	
Bromomethane	ND	0.0015	EPA 8260C	10-14-15	10-14-15	
Chloroethane	ND	0.0073	EPA 8260C	10-14-15	10-14-15	
Trichlorofluoromethane	ND	0.0015	EPA 8260C	10-14-15	10-14-15	
1,1-Dichloroethene	ND	0.0015	EPA 8260C	10-14-15	10-14-15	
Iodomethane	ND	0.0073	EPA 8260C	10-14-15	10-14-15	
Methylene Chloride	ND	0.0073	EPA 8260C	10-14-15	10-14-15	
(trans) 1,2-Dichloroethene	ND	0.0015	EPA 8260C	10-14-15	10-14-15	
1,1-Dichloroethane	ND	0.0015	EPA 8260C	10-14-15	10-14-15	
2,2-Dichloropropane	ND	0.0015	EPA 8260C	10-14-15	10-14-15	
(cis) 1,2-Dichloroethene	ND	0.0015	EPA 8260C	10-14-15	10-14-15	
Bromochloromethane	ND	0.0015	EPA 8260C	10-14-15	10-14-15	
Chloroform	ND	0.0015	EPA 8260C	10-14-15	10-14-15	
1,1,1-Trichloroethane	ND	0.0015	EPA 8260C	10-14-15	10-14-15	
Carbon Tetrachloride	ND	0.0015	EPA 8260C	10-14-15	10-14-15	
1,1-Dichloropropene	ND	0.0015	EPA 8260C	10-14-15	10-14-15	
1,2-Dichloroethane	ND	0.0015	EPA 8260C	10-14-15	10-14-15	
Trichloroethene	ND	0.0015	EPA 8260C	10-14-15	10-14-15	
1,2-Dichloropropane	ND	0.0015	EPA 8260C	10-14-15	10-14-15	
Dibromomethane	ND	0.0015	EPA 8260C	10-14-15	10-14-15	
Bromodichloromethane	ND	0.0015	EPA 8260C	10-14-15	10-14-15	
2-Chloroethyl Vinyl Ether	ND	0.0073	EPA 8260C	10-14-15	10-14-15	
(cis) 1,3-Dichloropropene	ND	0.0015	EPA 8260C	10-14-15	10-14-15	
(trans) 1,3-Dichloropropene	ND	0.0015	EPA 8260C	10-14-15	10-14-15	

This report pertains to the samples analyzed in accordance with the chain of custody,
and is intended only for the use of the individual or company to whom it is addressed.

Date of Report: October 20, 2015
Samples Submitted: October 12, 2015
Laboratory Reference: 1510-084
Project: 457-001

HALOGENATED VOLATILES EPA 8260C
page 2 of 2

Analyte	Result	PQL	Method	Date Prepared	Date Analyzed	Flags
Client ID:	**P2-13-3.0**					
Laboratory ID:	10-084-38					
1,1,2-Trichloroethane	ND	0.0015	EPA 8260C	10-14-15	10-14-15	
Tetrachloroethene	ND	0.0015	EPA 8260C	10-14-15	10-14-15	
1,3-Dichloropropane	ND	0.0015	EPA 8260C	10-14-15	10-14-15	
Dibromochloromethane	ND	0.0015	EPA 8260C	10-14-15	10-14-15	
1,2-Dibromoethane	ND	0.0015	EPA 8260C	10-14-15	10-14-15	
Chlorobenzene	ND	0.0015	EPA 8260C	10-14-15	10-14-15	
1,1,1,2-Tetrachloroethane	ND	0.0015	EPA 8260C	10-14-15	10-14-15	
Bromoform	ND	0.0015	EPA 8260C	10-14-15	10-14-15	
Bromobenzene	ND	0.0015	EPA 8260C	10-14-15	10-14-15	
1,1,2,2-Tetrachloroethane	ND	0.0015	EPA 8260C	10-14-15	10-14-15	
1,2,3-Trichloropropane	ND	0.0015	EPA 8260C	10-14-15	10-14-15	
2-Chlorotoluene	ND	0.0015	EPA 8260C	10-14-15	10-14-15	
4-Chlorotoluene	ND	0.0015	EPA 8260C	10-14-15	10-14-15	
1,3-Dichlorobenzene	ND	0.0015	EPA 8260C	10-14-15	10-14-15	
1,4-Dichlorobenzene	ND	0.0015	EPA 8260C	10-14-15	10-14-15	
1,2-Dichlorobenzene	ND	0.0015	EPA 8260C	10-14-15	10-14-15	
1,2-Dibromo-3-chloropropane	ND	0.0073	EPA 8260C	10-14-15	10-14-15	
1,2,4-Trichlorobenzene	ND	0.0015	EPA 8260C	10-14-15	10-14-15	
Hexachlorobutadiene	ND	0.0073	EPA 8260C	10-14-15	10-14-15	
1,2,3-Trichlorobenzene	ND	0.0015	EPA 8260C	10-14-15	10-14-15	
Surrogate:	***Percent Recovery***	***Control Limits***				
Dibromofluoromethane	***117***	***76-131***				
Toluene-d8	***109***	***82-129***				
4-Bromofluorobenzene	***103***	***79-126***				

This report pertains to the samples analyzed in accordance with the chain of custody,
and is intended only for the use of the individual or company to whom it is addressed.

Date of Report: October 20, 2015
Samples Submitted: October 12, 2015
Laboratory Reference: 1510-084
Project: 457-001

HALOGENATED VOLATILES EPA 8260C
page 1 of 2

Matrix: Soil
Units: mg/kg

Analyte	Result	PQL	Method	Date Prepared	Date Analyzed	Flags
Client ID:	**P2-13-5.0**					
Laboratory ID:	10-084-39					
Dichlorodifluoromethane	ND	0.0012	EPA 8260C	10-14-15	10-14-15	
Chloromethane	ND	0.0060	EPA 8260C	10-14-15	10-14-15	
Vinyl Chloride	ND	0.0012	EPA 8260C	10-14-15	10-14-15	
Bromomethane	ND	0.0012	EPA 8260C	10-14-15	10-14-15	
Chloroethane	ND	0.0060	EPA 8260C	10-14-15	10-14-15	
Trichlorofluoromethane	ND	0.0012	EPA 8260C	10-14-15	10-14-15	
1,1-Dichloroethene	ND	0.0012	EPA 8260C	10-14-15	10-14-15	
Iodomethane	ND	0.0060	EPA 8260C	10-14-15	10-14-15	
Methylene Chloride	ND	0.0060	EPA 8260C	10-14-15	10-14-15	
(trans) 1,2-Dichloroethene	ND	0.0012	EPA 8260C	10-14-15	10-14-15	
1,1-Dichloroethane	ND	0.0012	EPA 8260C	10-14-15	10-14-15	
2,2-Dichloropropane	ND	0.0012	EPA 8260C	10-14-15	10-14-15	
(cis) 1,2-Dichloroethene	ND	0.0012	EPA 8260C	10-14-15	10-14-15	
Bromochloromethane	ND	0.0012	EPA 8260C	10-14-15	10-14-15	
Chloroform	ND	0.0012	EPA 8260C	10-14-15	10-14-15	
1,1,1-Trichloroethane	ND	0.0012	EPA 8260C	10-14-15	10-14-15	
Carbon Tetrachloride	ND	0.0012	EPA 8260C	10-14-15	10-14-15	
1,1-Dichloropropene	ND	0.0012	EPA 8260C	10-14-15	10-14-15	
1,2-Dichloroethane	ND	0.0012	EPA 8260C	10-14-15	10-14-15	
Trichloroethene	ND	0.0012	EPA 8260C	10-14-15	10-14-15	
1,2-Dichloropropane	ND	0.0012	EPA 8260C	10-14-15	10-14-15	
Dibromomethane	ND	0.0012	EPA 8260C	10-14-15	10-14-15	
Bromodichloromethane	ND	0.0012	EPA 8260C	10-14-15	10-14-15	
2-Chloroethyl Vinyl Ether	ND	0.0060	EPA 8260C	10-14-15	10-14-15	
(cis) 1,3-Dichloropropene	ND	0.0012	EPA 8260C	10-14-15	10-14-15	
(trans) 1,3-Dichloropropene	ND	0.0012	EPA 8260C	10-14-15	10-14-15	

This report pertains to the samples analyzed in accordance with the chain of custody,
and is intended only for the use of the individual or company to whom it is addressed.

Date of Report: October 20, 2015
Samples Submitted: October 12, 2015
Laboratory Reference: 1510-084
Project: 457-001

HALOGENATED VOLATILES EPA 8260C
page 2 of 2

Analyte	Result	PQL	Method	Date Prepared	Date Analyzed	Flags
Client ID:	**P2-13-5.0**					
Laboratory ID:	10-084-39					
1,1,2-Trichloroethane	ND	0.0012	EPA 8260C	10-14-15	10-14-15	
Tetrachloroethene	ND	0.0012	EPA 8260C	10-14-15	10-14-15	
1,3-Dichloropropane	ND	0.0012	EPA 8260C	10-14-15	10-14-15	
Dibromochloromethane	ND	0.0012	EPA 8260C	10-14-15	10-14-15	
1,2-Dibromoethane	ND	0.0012	EPA 8260C	10-14-15	10-14-15	
Chlorobenzene	ND	0.0012	EPA 8260C	10-14-15	10-14-15	
1,1,1,2-Tetrachloroethane	ND	0.0012	EPA 8260C	10-14-15	10-14-15	
Bromoform	ND	0.0012	EPA 8260C	10-14-15	10-14-15	
Bromobenzene	ND	0.0012	EPA 8260C	10-14-15	10-14-15	
1,1,2,2-Tetrachloroethane	ND	0.0012	EPA 8260C	10-14-15	10-14-15	
1,2,3-Trichloropropane	ND	0.0012	EPA 8260C	10-14-15	10-14-15	
2-Chlorotoluene	ND	0.0012	EPA 8260C	10-14-15	10-14-15	
4-Chlorotoluene	ND	0.0012	EPA 8260C	10-14-15	10-14-15	
1,3-Dichlorobenzene	ND	0.0012	EPA 8260C	10-14-15	10-14-15	
1,4-Dichlorobenzene	ND	0.0012	EPA 8260C	10-14-15	10-14-15	
1,2-Dichlorobenzene	ND	0.0012	EPA 8260C	10-14-15	10-14-15	
1,2-Dibromo-3-chloropropane	ND	0.0060	EPA 8260C	10-14-15	10-14-15	
1,2,4-Trichlorobenzene	ND	0.0012	EPA 8260C	10-14-15	10-14-15	
Hexachlorobutadiene	ND	0.0060	EPA 8260C	10-14-15	10-14-15	
1,2,3-Trichlorobenzene	ND	0.0012	EPA 8260C	10-14-15	10-14-15	
Surrogate:	***Percent Recovery***	***Control Limits***				
Dibromofluoromethane	***112***	***76-131***				
Toluene-d8	***113***	***82-129***				
4-Bromofluorobenzene	***106***	***79-126***				

This report pertains to the samples analyzed in accordance with the chain of custody,
and is intended only for the use of the individual or company to whom it is addressed.

Date of Report: October 20, 2015
Samples Submitted: October 12, 2015
Laboratory Reference: 1510-084
Project: 457-001

HALOGENATED VOLATILES EPA 8260C
page 1 of 2

Matrix: Soil
Units: mg/kg

Analyte	Result	PQL	Method	Date Prepared	Date Analyzed	Flags
Client ID:	**P2-13-8.0**					
Laboratory ID:	10-084-40					
Dichlorodifluoromethane	ND	0.0013	EPA 8260C	10-14-15	10-14-15	
Chloromethane	ND	0.0063	EPA 8260C	10-14-15	10-14-15	
Vinyl Chloride	ND	0.0013	EPA 8260C	10-14-15	10-14-15	
Bromomethane	ND	0.0013	EPA 8260C	10-14-15	10-14-15	
Chloroethane	ND	0.0063	EPA 8260C	10-14-15	10-14-15	
Trichlorofluoromethane	ND	0.0013	EPA 8260C	10-14-15	10-14-15	
1,1-Dichloroethene	ND	0.0013	EPA 8260C	10-14-15	10-14-15	
Iodomethane	ND	0.0063	EPA 8260C	10-14-15	10-14-15	
Methylene Chloride	ND	0.0063	EPA 8260C	10-14-15	10-14-15	
(trans) 1,2-Dichloroethene	ND	0.0013	EPA 8260C	10-14-15	10-14-15	
1,1-Dichloroethane	ND	0.0013	EPA 8260C	10-14-15	10-14-15	
2,2-Dichloropropane	ND	0.0013	EPA 8260C	10-14-15	10-14-15	
(cis) 1,2-Dichloroethene	ND	0.0013	EPA 8260C	10-14-15	10-14-15	
Bromochloromethane	ND	0.0013	EPA 8260C	10-14-15	10-14-15	
Chloroform	ND	0.0013	EPA 8260C	10-14-15	10-14-15	
1,1,1-Trichloroethane	ND	0.0013	EPA 8260C	10-14-15	10-14-15	
Carbon Tetrachloride	ND	0.0013	EPA 8260C	10-14-15	10-14-15	
1,1-Dichloropropene	ND	0.0013	EPA 8260C	10-14-15	10-14-15	
1,2-Dichloroethane	ND	0.0013	EPA 8260C	10-14-15	10-14-15	
Trichloroethene	ND	0.0013	EPA 8260C	10-14-15	10-14-15	
1,2-Dichloropropane	ND	0.0013	EPA 8260C	10-14-15	10-14-15	
Dibromomethane	ND	0.0013	EPA 8260C	10-14-15	10-14-15	
Bromodichloromethane	ND	0.0013	EPA 8260C	10-14-15	10-14-15	
2-Chloroethyl Vinyl Ether	ND	0.0063	EPA 8260C	10-14-15	10-14-15	
(cis) 1,3-Dichloropropene	ND	0.0013	EPA 8260C	10-14-15	10-14-15	
(trans) 1,3-Dichloropropene	ND	0.0013	EPA 8260C	10-14-15	10-14-15	

This report pertains to the samples analyzed in accordance with the chain of custody,
and is intended only for the use of the individual or company to whom it is addressed.

Date of Report: October 20, 2015
Samples Submitted: October 12, 2015
Laboratory Reference: 1510-084
Project: 457-001

HALOGENATED VOLATILES EPA 8260C
page 2 of 2

Analyte	Result	PQL	Method	Date Prepared	Date Analyzed	Flags
Client ID:	**P2-13-8.0**					
Laboratory ID:	10-084-40					
1,1,2-Trichloroethane	ND	0.0013	EPA 8260C	10-14-15	10-14-15	
Tetrachloroethene	ND	0.0013	EPA 8260C	10-14-15	10-14-15	
1,3-Dichloropropane	ND	0.0013	EPA 8260C	10-14-15	10-14-15	
Dibromochloromethane	ND	0.0013	EPA 8260C	10-14-15	10-14-15	
1,2-Dibromoethane	ND	0.0013	EPA 8260C	10-14-15	10-14-15	
Chlorobenzene	ND	0.0013	EPA 8260C	10-14-15	10-14-15	
1,1,1,2-Tetrachloroethane	ND	0.0013	EPA 8260C	10-14-15	10-14-15	
Bromoform	ND	0.0013	EPA 8260C	10-14-15	10-14-15	
Bromobenzene	ND	0.0013	EPA 8260C	10-14-15	10-14-15	
1,1,2,2-Tetrachloroethane	ND	0.0013	EPA 8260C	10-14-15	10-14-15	
1,2,3-Trichloropropane	ND	0.0013	EPA 8260C	10-14-15	10-14-15	
2-Chlorotoluene	ND	0.0013	EPA 8260C	10-14-15	10-14-15	
4-Chlorotoluene	ND	0.0013	EPA 8260C	10-14-15	10-14-15	
1,3-Dichlorobenzene	ND	0.0013	EPA 8260C	10-14-15	10-14-15	
1,4-Dichlorobenzene	ND	0.0013	EPA 8260C	10-14-15	10-14-15	
1,2-Dichlorobenzene	ND	0.0013	EPA 8260C	10-14-15	10-14-15	
1,2-Dibromo-3-chloropropane	ND	0.0063	EPA 8260C	10-14-15	10-14-15	
1,2,4-Trichlorobenzene	ND	0.0013	EPA 8260C	10-14-15	10-14-15	
Hexachlorobutadiene	ND	0.0063	EPA 8260C	10-14-15	10-14-15	
1,2,3-Trichlorobenzene	ND	0.0013	EPA 8260C	10-14-15	10-14-15	
Surrogate:	***Percent Recovery***	***Control Limits***				
Dibromofluoromethane	***108***	***76-131***				
Toluene-d8	***103***	***82-129***				
4-Bromofluorobenzene	***99***	***79-126***				

This report pertains to the samples analyzed in accordance with the chain of custody,
and is intended only for the use of the individual or company to whom it is addressed.

Date of Report: October 20, 2015
Samples Submitted: October 12, 2015
Laboratory Reference: 1510-084
Project: 457-001

HALOGENATED VOLATILES EPA 8260C
page 1 of 2

Matrix: Soil
Units: mg/kg

Analyte	Result	PQL	Method	Date Prepared	Date Analyzed	Flags
Client ID:	**P2-12-1.0**					
Laboratory ID:	10-084-41					
Dichlorodifluoromethane	ND	0.0012	EPA 8260C	10-14-15	10-14-15	
Chloromethane	ND	0.0062	EPA 8260C	10-14-15	10-14-15	
Vinyl Chloride	ND	0.0012	EPA 8260C	10-14-15	10-14-15	
Bromomethane	ND	0.0012	EPA 8260C	10-14-15	10-14-15	
Chloroethane	ND	0.0062	EPA 8260C	10-14-15	10-14-15	
Trichlorofluoromethane	ND	0.0012	EPA 8260C	10-14-15	10-14-15	
1,1-Dichloroethene	ND	0.0012	EPA 8260C	10-14-15	10-14-15	
Iodomethane	ND	0.0062	EPA 8260C	10-14-15	10-14-15	
Methylene Chloride	ND	0.0062	EPA 8260C	10-14-15	10-14-15	
(trans) 1,2-Dichloroethene	ND	0.0012	EPA 8260C	10-14-15	10-14-15	
1,1-Dichloroethane	ND	0.0012	EPA 8260C	10-14-15	10-14-15	
2,2-Dichloropropane	ND	0.0012	EPA 8260C	10-14-15	10-14-15	
(cis) 1,2-Dichloroethene	ND	0.0012	EPA 8260C	10-14-15	10-14-15	
Bromochloromethane	ND	0.0012	EPA 8260C	10-14-15	10-14-15	
Chloroform	ND	0.0012	EPA 8260C	10-14-15	10-14-15	
1,1,1-Trichloroethane	ND	0.0012	EPA 8260C	10-14-15	10-14-15	
Carbon Tetrachloride	ND	0.0012	EPA 8260C	10-14-15	10-14-15	
1,1-Dichloropropene	ND	0.0012	EPA 8260C	10-14-15	10-14-15	
1,2-Dichloroethane	ND	0.0012	EPA 8260C	10-14-15	10-14-15	
Trichloroethene	ND	0.0012	EPA 8260C	10-14-15	10-14-15	
1,2-Dichloropropane	ND	0.0012	EPA 8260C	10-14-15	10-14-15	
Dibromomethane	ND	0.0012	EPA 8260C	10-14-15	10-14-15	
Bromodichloromethane	ND	0.0012	EPA 8260C	10-14-15	10-14-15	
2-Chloroethyl Vinyl Ether	ND	0.0062	EPA 8260C	10-14-15	10-14-15	
(cis) 1,3-Dichloropropene	ND	0.0012	EPA 8260C	10-14-15	10-14-15	
(trans) 1,3-Dichloropropene	ND	0.0012	EPA 8260C	10-14-15	10-14-15	

This report pertains to the samples analyzed in accordance with the chain of custody,
and is intended only for the use of the individual or company to whom it is addressed.

Date of Report: October 20, 2015
Samples Submitted: October 12, 2015
Laboratory Reference: 1510-084
Project: 457-001

HALOGENATED VOLATILES EPA 8260C
page 2 of 2

Analyte	Result	PQL	Method	Date Prepared	Date Analyzed	Flags
Client ID:	**P2-12-1.0**					
Laboratory ID:	10-084-41					
1,1,2-Trichloroethane	ND	0.0012	EPA 8260C	10-14-15	10-14-15	
Tetrachloroethene	ND	0.0012	EPA 8260C	10-14-15	10-14-15	
1,3-Dichloropropane	ND	0.0012	EPA 8260C	10-14-15	10-14-15	
Dibromochloromethane	ND	0.0012	EPA 8260C	10-14-15	10-14-15	
1,2-Dibromoethane	ND	0.0012	EPA 8260C	10-14-15	10-14-15	
Chlorobenzene	ND	0.0012	EPA 8260C	10-14-15	10-14-15	
1,1,1,2-Tetrachloroethane	ND	0.0012	EPA 8260C	10-14-15	10-14-15	
Bromoform	ND	0.0012	EPA 8260C	10-14-15	10-14-15	
Bromobenzene	ND	0.0012	EPA 8260C	10-14-15	10-14-15	
1,1,2,2-Tetrachloroethane	ND	0.0012	EPA 8260C	10-14-15	10-14-15	
1,2,3-Trichloropropane	ND	0.0012	EPA 8260C	10-14-15	10-14-15	
2-Chlorotoluene	ND	0.0012	EPA 8260C	10-14-15	10-14-15	
4-Chlorotoluene	ND	0.0012	EPA 8260C	10-14-15	10-14-15	
1,3-Dichlorobenzene	ND	0.0012	EPA 8260C	10-14-15	10-14-15	
1,4-Dichlorobenzene	ND	0.0012	EPA 8260C	10-14-15	10-14-15	
1,2-Dichlorobenzene	ND	0.0012	EPA 8260C	10-14-15	10-14-15	
1,2-Dibromo-3-chloropropane	ND	0.0062	EPA 8260C	10-14-15	10-14-15	
1,2,4-Trichlorobenzene	ND	0.0012	EPA 8260C	10-14-15	10-14-15	
Hexachlorobutadiene	ND	0.0062	EPA 8260C	10-14-15	10-14-15	
1,2,3-Trichlorobenzene	ND	0.0012	EPA 8260C	10-14-15	10-14-15	
Surrogate:	***Percent Recovery***	***Control Limits***				
Dibromofluoromethane	***122***	***76-131***				
Toluene-d8	***116***	***82-129***				
4-Bromofluorobenzene	***112***	***79-126***				

This report pertains to the samples analyzed in accordance with the chain of custody,
and is intended only for the use of the individual or company to whom it is addressed.

Date of Report: October 20, 2015
Samples Submitted: October 12, 2015
Laboratory Reference: 1510-084
Project: 457-001

HALOGENATED VOLATILES EPA 8260C
page 1 of 2

Matrix: Soil
Units: mg/kg

Analyte	Result	PQL	Method	Date Prepared	Date Analyzed	Flags
Client ID:	**P2-12-3.0**					
Laboratory ID:	10-084-42					
Dichlorodifluoromethane	ND	0.0013	EPA 8260C	10-14-15	10-14-15	
Chloromethane	ND	0.0067	EPA 8260C	10-14-15	10-14-15	
Vinyl Chloride	ND	0.0013	EPA 8260C	10-14-15	10-14-15	
Bromomethane	ND	0.0013	EPA 8260C	10-14-15	10-14-15	
Chloroethane	ND	0.0067	EPA 8260C	10-14-15	10-14-15	
Trichlorofluoromethane	ND	0.0013	EPA 8260C	10-14-15	10-14-15	
1,1-Dichloroethene	ND	0.0013	EPA 8260C	10-14-15	10-14-15	
Iodomethane	ND	0.0067	EPA 8260C	10-14-15	10-14-15	
Methylene Chloride	ND	0.0067	EPA 8260C	10-14-15	10-14-15	
(trans) 1,2-Dichloroethene	ND	0.0013	EPA 8260C	10-14-15	10-14-15	
1,1-Dichloroethane	ND	0.0013	EPA 8260C	10-14-15	10-14-15	
2,2-Dichloropropane	ND	0.0013	EPA 8260C	10-14-15	10-14-15	
(cis) 1,2-Dichloroethene	ND	0.0013	EPA 8260C	10-14-15	10-14-15	
Bromochloromethane	ND	0.0013	EPA 8260C	10-14-15	10-14-15	
Chloroform	ND	0.0013	EPA 8260C	10-14-15	10-14-15	
1,1,1-Trichloroethane	ND	0.0013	EPA 8260C	10-14-15	10-14-15	
Carbon Tetrachloride	ND	0.0013	EPA 8260C	10-14-15	10-14-15	
1,1-Dichloropropene	ND	0.0013	EPA 8260C	10-14-15	10-14-15	
1,2-Dichloroethane	ND	0.0013	EPA 8260C	10-14-15	10-14-15	
Trichloroethene	ND	0.0013	EPA 8260C	10-14-15	10-14-15	
1,2-Dichloropropane	ND	0.0013	EPA 8260C	10-14-15	10-14-15	
Dibromomethane	ND	0.0013	EPA 8260C	10-14-15	10-14-15	
Bromodichloromethane	ND	0.0013	EPA 8260C	10-14-15	10-14-15	
2-Chloroethyl Vinyl Ether	ND	0.0067	EPA 8260C	10-14-15	10-14-15	
(cis) 1,3-Dichloropropene	ND	0.0013	EPA 8260C	10-14-15	10-14-15	
(trans) 1,3-Dichloropropene	ND	0.0013	EPA 8260C	10-14-15	10-14-15	

This report pertains to the samples analyzed in accordance with the chain of custody,
and is intended only for the use of the individual or company to whom it is addressed.

Date of Report: October 20, 2015
Samples Submitted: October 12, 2015
Laboratory Reference: 1510-084
Project: 457-001

HALOGENATED VOLATILES EPA 8260C
page 2 of 2

Analyte	Result	PQL	Method	Date Prepared	Date Analyzed	Flags
Client ID:	**P2-12-3.0**					
Laboratory ID:	10-084-42					
1,1,2-Trichloroethane	ND	0.0013	EPA 8260C	10-14-15	10-14-15	
Tetrachloroethene	ND	0.0013	EPA 8260C	10-14-15	10-14-15	
1,3-Dichloropropane	ND	0.0013	EPA 8260C	10-14-15	10-14-15	
Dibromochloromethane	ND	0.0013	EPA 8260C	10-14-15	10-14-15	
1,2-Dibromoethane	ND	0.0013	EPA 8260C	10-14-15	10-14-15	
Chlorobenzene	ND	0.0013	EPA 8260C	10-14-15	10-14-15	
1,1,1,2-Tetrachloroethane	ND	0.0013	EPA 8260C	10-14-15	10-14-15	
Bromoform	ND	0.0013	EPA 8260C	10-14-15	10-14-15	
Bromobenzene	ND	0.0013	EPA 8260C	10-14-15	10-14-15	
1,1,2,2-Tetrachloroethane	ND	0.0013	EPA 8260C	10-14-15	10-14-15	
1,2,3-Trichloropropane	ND	0.0013	EPA 8260C	10-14-15	10-14-15	
2-Chlorotoluene	ND	0.0013	EPA 8260C	10-14-15	10-14-15	
4-Chlorotoluene	ND	0.0013	EPA 8260C	10-14-15	10-14-15	
1,3-Dichlorobenzene	ND	0.0013	EPA 8260C	10-14-15	10-14-15	
1,4-Dichlorobenzene	ND	0.0013	EPA 8260C	10-14-15	10-14-15	
1,2-Dichlorobenzene	ND	0.0013	EPA 8260C	10-14-15	10-14-15	
1,2-Dibromo-3-chloropropane	ND	0.0067	EPA 8260C	10-14-15	10-14-15	
1,2,4-Trichlorobenzene	ND	0.0013	EPA 8260C	10-14-15	10-14-15	
Hexachlorobutadiene	ND	0.0067	EPA 8260C	10-14-15	10-14-15	
1,2,3-Trichlorobenzene	ND	0.0013	EPA 8260C	10-14-15	10-14-15	
Surrogate:	***Percent Recovery***	***Control Limits***				
Dibromofluoromethane	***122***	***76-131***				
Toluene-d8	***110***	***82-129***				
4-Bromofluorobenzene	***97***	***79-126***				

This report pertains to the samples analyzed in accordance with the chain of custody,
and is intended only for the use of the individual or company to whom it is addressed.

Date of Report: October 20, 2015
Samples Submitted: October 12, 2015
Laboratory Reference: 1510-084
Project: 457-001

HALOGENATED VOLATILES EPA 8260C
page 1 of 2

Matrix: Soil
Units: mg/kg

Analyte	Result	PQL	Method	Date Prepared	Date Analyzed	Flags
Client ID:	**P2-12-5.0**					
Laboratory ID:	10-084-43					
Dichlorodifluoromethane	ND	0.0011	EPA 8260C	10-14-15	10-14-15	
Chloromethane	ND	0.0055	EPA 8260C	10-14-15	10-14-15	
Vinyl Chloride	ND	0.0011	EPA 8260C	10-14-15	10-14-15	
Bromomethane	ND	0.0011	EPA 8260C	10-14-15	10-14-15	
Chloroethane	ND	0.0055	EPA 8260C	10-14-15	10-14-15	
Trichlorofluoromethane	ND	0.0011	EPA 8260C	10-14-15	10-14-15	
1,1-Dichloroethene	ND	0.0011	EPA 8260C	10-14-15	10-14-15	
Iodomethane	ND	0.0055	EPA 8260C	10-14-15	10-14-15	
Methylene Chloride	ND	0.0055	EPA 8260C	10-14-15	10-14-15	
(trans) 1,2-Dichloroethene	ND	0.0011	EPA 8260C	10-14-15	10-14-15	
1,1-Dichloroethane	ND	0.0011	EPA 8260C	10-14-15	10-14-15	
2,2-Dichloropropane	ND	0.0011	EPA 8260C	10-14-15	10-14-15	
(cis) 1,2-Dichloroethene	ND	0.0011	EPA 8260C	10-14-15	10-14-15	
Bromochloromethane	ND	0.0011	EPA 8260C	10-14-15	10-14-15	
Chloroform	ND	0.0011	EPA 8260C	10-14-15	10-14-15	
1,1,1-Trichloroethane	ND	0.0011	EPA 8260C	10-14-15	10-14-15	
Carbon Tetrachloride	ND	0.0011	EPA 8260C	10-14-15	10-14-15	
1,1-Dichloropropene	ND	0.0011	EPA 8260C	10-14-15	10-14-15	
1,2-Dichloroethane	ND	0.0011	EPA 8260C	10-14-15	10-14-15	
Trichloroethene	ND	0.0011	EPA 8260C	10-14-15	10-14-15	
1,2-Dichloropropane	ND	0.0011	EPA 8260C	10-14-15	10-14-15	
Dibromomethane	ND	0.0011	EPA 8260C	10-14-15	10-14-15	
Bromodichloromethane	ND	0.0011	EPA 8260C	10-14-15	10-14-15	
2-Chloroethyl Vinyl Ether	ND	0.0055	EPA 8260C	10-14-15	10-14-15	
(cis) 1,3-Dichloropropene	ND	0.0011	EPA 8260C	10-14-15	10-14-15	
(trans) 1,3-Dichloropropene	ND	0.0011	EPA 8260C	10-14-15	10-14-15	

This report pertains to the samples analyzed in accordance with the chain of custody,
and is intended only for the use of the individual or company to whom it is addressed.

Date of Report: October 20, 2015
Samples Submitted: October 12, 2015
Laboratory Reference: 1510-084
Project: 457-001

HALOGENATED VOLATILES EPA 8260C
page 2 of 2

Analyte	Result	PQL	Method	Date Prepared	Date Analyzed	Flags
Client ID:	**P2-12-5.0**					
Laboratory ID:	10-084-43					
1,1,2-Trichloroethane	ND	0.0011	EPA 8260C	10-14-15	10-14-15	
Tetrachloroethene	ND	0.0011	EPA 8260C	10-14-15	10-14-15	
1,3-Dichloropropane	ND	0.0011	EPA 8260C	10-14-15	10-14-15	
Dibromochloromethane	ND	0.0011	EPA 8260C	10-14-15	10-14-15	
1,2-Dibromoethane	ND	0.0011	EPA 8260C	10-14-15	10-14-15	
Chlorobenzene	ND	0.0011	EPA 8260C	10-14-15	10-14-15	
1,1,1,2-Tetrachloroethane	ND	0.0011	EPA 8260C	10-14-15	10-14-15	
Bromoform	ND	0.0011	EPA 8260C	10-14-15	10-14-15	
Bromobenzene	ND	0.0011	EPA 8260C	10-14-15	10-14-15	
1,1,2,2-Tetrachloroethane	ND	0.0011	EPA 8260C	10-14-15	10-14-15	
1,2,3-Trichloropropane	ND	0.0011	EPA 8260C	10-14-15	10-14-15	
2-Chlorotoluene	ND	0.0011	EPA 8260C	10-14-15	10-14-15	
4-Chlorotoluene	ND	0.0011	EPA 8260C	10-14-15	10-14-15	
1,3-Dichlorobenzene	ND	0.0011	EPA 8260C	10-14-15	10-14-15	
1,4-Dichlorobenzene	ND	0.0011	EPA 8260C	10-14-15	10-14-15	
1,2-Dichlorobenzene	ND	0.0011	EPA 8260C	10-14-15	10-14-15	
1,2-Dibromo-3-chloropropane	ND	0.0055	EPA 8260C	10-14-15	10-14-15	
1,2,4-Trichlorobenzene	ND	0.0011	EPA 8260C	10-14-15	10-14-15	
Hexachlorobutadiene	ND	0.0055	EPA 8260C	10-14-15	10-14-15	
1,2,3-Trichlorobenzene	ND	0.0011	EPA 8260C	10-14-15	10-14-15	
Surrogate:	***Percent Recovery***	***Control Limits***				
Dibromofluoromethane	***115***	***76-131***				
Toluene-d8	***109***	***82-129***				
4-Bromofluorobenzene	***105***	***79-126***				

This report pertains to the samples analyzed in accordance with the chain of custody,
and is intended only for the use of the individual or company to whom it is addressed.

Date of Report: October 20, 2015
Samples Submitted: October 12, 2015
Laboratory Reference: 1510-084
Project: 457-001

HALOGENATED VOLATILES EPA 8260C
page 1 of 2

Matrix: Soil
Units: mg/kg

Analyte	Result	PQL	Method	Date Prepared	Date Analyzed	Flags
Client ID:	**P2-12-8.5**					
Laboratory ID:	10-084-44					
Dichlorodifluoromethane	ND	0.00093	EPA 8260C	10-14-15	10-14-15	
Chloromethane	ND	0.0046	EPA 8260C	10-14-15	10-14-15	
Vinyl Chloride	ND	0.00093	EPA 8260C	10-14-15	10-14-15	
Bromomethane	ND	0.00093	EPA 8260C	10-14-15	10-14-15	
Chloroethane	ND	0.0046	EPA 8260C	10-14-15	10-14-15	
Trichlorofluoromethane	ND	0.00093	EPA 8260C	10-14-15	10-14-15	
1,1-Dichloroethene	ND	0.00093	EPA 8260C	10-14-15	10-14-15	
Iodomethane	ND	0.0046	EPA 8260C	10-14-15	10-14-15	
Methylene Chloride	ND	0.0046	EPA 8260C	10-14-15	10-14-15	
(trans) 1,2-Dichloroethene	ND	0.00093	EPA 8260C	10-14-15	10-14-15	
1,1-Dichloroethane	ND	0.00093	EPA 8260C	10-14-15	10-14-15	
2,2-Dichloropropane	ND	0.00093	EPA 8260C	10-14-15	10-14-15	
(cis) 1,2-Dichloroethene	ND	0.00093	EPA 8260C	10-14-15	10-14-15	
Bromochloromethane	ND	0.00093	EPA 8260C	10-14-15	10-14-15	
Chloroform	ND	0.00093	EPA 8260C	10-14-15	10-14-15	
1,1,1-Trichloroethane	ND	0.00093	EPA 8260C	10-14-15	10-14-15	
Carbon Tetrachloride	ND	0.00093	EPA 8260C	10-14-15	10-14-15	
1,1-Dichloropropene	ND	0.00093	EPA 8260C	10-14-15	10-14-15	
1,2-Dichloroethane	ND	0.00093	EPA 8260C	10-14-15	10-14-15	
Trichloroethene	ND	0.00093	EPA 8260C	10-14-15	10-14-15	
1,2-Dichloropropane	ND	0.00093	EPA 8260C	10-14-15	10-14-15	
Dibromomethane	ND	0.00093	EPA 8260C	10-14-15	10-14-15	
Bromodichloromethane	ND	0.00093	EPA 8260C	10-14-15	10-14-15	
2-Chloroethyl Vinyl Ether	ND	0.0046	EPA 8260C	10-14-15	10-14-15	
(cis) 1,3-Dichloropropene	ND	0.00093	EPA 8260C	10-14-15	10-14-15	
(trans) 1,3-Dichloropropene	ND	0.00093	EPA 8260C	10-14-15	10-14-15	

This report pertains to the samples analyzed in accordance with the chain of custody,
and is intended only for the use of the individual or company to whom it is addressed.

Date of Report: October 20, 2015
Samples Submitted: October 12, 2015
Laboratory Reference: 1510-084
Project: 457-001

HALOGENATED VOLATILES EPA 8260C
page 2 of 2

Analyte	Result	PQL	Method	Date Prepared	Date Analyzed	Flags
Client ID:	**P2-12-8.5**					
Laboratory ID:	10-084-44					
1,1,2-Trichloroethane	ND	0.00093	EPA 8260C	10-14-15	10-14-15	
Tetrachloroethene	ND	0.00093	EPA 8260C	10-14-15	10-14-15	
1,3-Dichloropropane	ND	0.00093	EPA 8260C	10-14-15	10-14-15	
Dibromochloromethane	ND	0.00093	EPA 8260C	10-14-15	10-14-15	
1,2-Dibromoethane	ND	0.00093	EPA 8260C	10-14-15	10-14-15	
Chlorobenzene	ND	0.00093	EPA 8260C	10-14-15	10-14-15	
1,1,1,2-Tetrachloroethane	ND	0.00093	EPA 8260C	10-14-15	10-14-15	
Bromoform	ND	0.00093	EPA 8260C	10-14-15	10-14-15	
Bromobenzene	ND	0.00093	EPA 8260C	10-14-15	10-14-15	
1,1,2,2-Tetrachloroethane	ND	0.00093	EPA 8260C	10-14-15	10-14-15	
1,2,3-Trichloropropane	ND	0.00093	EPA 8260C	10-14-15	10-14-15	
2-Chlorotoluene	ND	0.00093	EPA 8260C	10-14-15	10-14-15	
4-Chlorotoluene	ND	0.00093	EPA 8260C	10-14-15	10-14-15	
1,3-Dichlorobenzene	ND	0.00093	EPA 8260C	10-14-15	10-14-15	
1,4-Dichlorobenzene	ND	0.00093	EPA 8260C	10-14-15	10-14-15	
1,2-Dichlorobenzene	ND	0.00093	EPA 8260C	10-14-15	10-14-15	
1,2-Dibromo-3-chloropropane	ND	0.0046	EPA 8260C	10-14-15	10-14-15	
1,2,4-Trichlorobenzene	ND	0.00093	EPA 8260C	10-14-15	10-14-15	
Hexachlorobutadiene	ND	0.0046	EPA 8260C	10-14-15	10-14-15	
1,2,3-Trichlorobenzene	ND	0.00093	EPA 8260C	10-14-15	10-14-15	
Surrogate:	***Percent Recovery***	***Control Limits***				
Dibromofluoromethane	***117***	***76-131***				
Toluene-d8	***110***	***82-129***				
4-Bromofluorobenzene	***104***	***79-126***				

This report pertains to the samples analyzed in accordance with the chain of custody,
and is intended only for the use of the individual or company to whom it is addressed.

Date of Report: October 20, 2015
Samples Submitted: October 12, 2015
Laboratory Reference: 1510-084
Project: 457-001

HALOGENATED VOLATILES EPA 8260C
page 1 of 2

Matrix: Soil
Units: mg/kg

Analyte	Result	PQL	Method	Date Prepared	Date Analyzed	Flags
Client ID:	**P2-15-1.0**					
Laboratory ID:	10-084-45					
Dichlorodifluoromethane	ND	0.0022	EPA 8260C	10-14-15	10-14-15	
Chloromethane	ND	0.011	EPA 8260C	10-14-15	10-14-15	
Vinyl Chloride	ND	0.0022	EPA 8260C	10-14-15	10-14-15	
Bromomethane	ND	0.0022	EPA 8260C	10-14-15	10-14-15	
Chloroethane	ND	0.011	EPA 8260C	10-14-15	10-14-15	
Trichlorofluoromethane	ND	0.0022	EPA 8260C	10-14-15	10-14-15	
1,1-Dichloroethene	ND	0.0022	EPA 8260C	10-14-15	10-14-15	
Iodomethane	ND	0.011	EPA 8260C	10-14-15	10-14-15	
Methylene Chloride	ND	0.011	EPA 8260C	10-14-15	10-14-15	
(trans) 1,2-Dichloroethene	ND	0.0022	EPA 8260C	10-14-15	10-14-15	
1,1-Dichloroethane	ND	0.0022	EPA 8260C	10-14-15	10-14-15	
2,2-Dichloropropane	ND	0.0022	EPA 8260C	10-14-15	10-14-15	
(cis) 1,2-Dichloroethene	ND	0.0022	EPA 8260C	10-14-15	10-14-15	
Bromochloromethane	ND	0.0022	EPA 8260C	10-14-15	10-14-15	
Chloroform	ND	0.0022	EPA 8260C	10-14-15	10-14-15	
1,1,1-Trichloroethane	ND	0.0022	EPA 8260C	10-14-15	10-14-15	
Carbon Tetrachloride	ND	0.0022	EPA 8260C	10-14-15	10-14-15	
1,1-Dichloropropene	ND	0.0022	EPA 8260C	10-14-15	10-14-15	
1,2-Dichloroethane	ND	0.0022	EPA 8260C	10-14-15	10-14-15	
Trichloroethene	ND	0.0022	EPA 8260C	10-14-15	10-14-15	
1,2-Dichloropropane	ND	0.0022	EPA 8260C	10-14-15	10-14-15	
Dibromomethane	ND	0.0022	EPA 8260C	10-14-15	10-14-15	
Bromodichloromethane	ND	0.0022	EPA 8260C	10-14-15	10-14-15	
2-Chloroethyl Vinyl Ether	ND	0.011	EPA 8260C	10-14-15	10-14-15	
(cis) 1,3-Dichloropropene	ND	0.0022	EPA 8260C	10-14-15	10-14-15	
(trans) 1,3-Dichloropropene	ND	0.0022	EPA 8260C	10-14-15	10-14-15	

This report pertains to the samples analyzed in accordance with the chain of custody,
and is intended only for the use of the individual or company to whom it is addressed.

Date of Report: October 20, 2015
Samples Submitted: October 12, 2015
Laboratory Reference: 1510-084
Project: 457-001

HALOGENATED VOLATILES EPA 8260C
page 2 of 2

Analyte	Result	PQL	Method	Date Prepared	Date Analyzed	Flags
Client ID:	**P2-15-1.0**					
Laboratory ID:	10-084-45					
1,1,2-Trichloroethane	ND	0.0022	EPA 8260C	10-14-15	10-14-15	
Tetrachloroethene	ND	0.0022	EPA 8260C	10-14-15	10-14-15	
1,3-Dichloropropane	ND	0.0022	EPA 8260C	10-14-15	10-14-15	
Dibromochloromethane	ND	0.0022	EPA 8260C	10-14-15	10-14-15	
1,2-Dibromoethane	ND	0.0022	EPA 8260C	10-14-15	10-14-15	
Chlorobenzene	ND	0.0022	EPA 8260C	10-14-15	10-14-15	
1,1,1,2-Tetrachloroethane	ND	0.0022	EPA 8260C	10-14-15	10-14-15	
Bromoform	ND	0.0022	EPA 8260C	10-14-15	10-14-15	
Bromobenzene	ND	0.0022	EPA 8260C	10-14-15	10-14-15	
1,1,2,2-Tetrachloroethane	ND	0.0022	EPA 8260C	10-14-15	10-14-15	
1,2,3-Trichloropropane	ND	0.0022	EPA 8260C	10-14-15	10-14-15	
2-Chlorotoluene	ND	0.0022	EPA 8260C	10-14-15	10-14-15	
4-Chlorotoluene	ND	0.0022	EPA 8260C	10-14-15	10-14-15	
1,3-Dichlorobenzene	ND	0.0022	EPA 8260C	10-14-15	10-14-15	
1,4-Dichlorobenzene	ND	0.0022	EPA 8260C	10-14-15	10-14-15	
1,2-Dichlorobenzene	ND	0.0022	EPA 8260C	10-14-15	10-14-15	
1,2-Dibromo-3-chloropropane	ND	0.011	EPA 8260C	10-14-15	10-14-15	
1,2,4-Trichlorobenzene	ND	0.0022	EPA 8260C	10-14-15	10-14-15	
Hexachlorobutadiene	ND	0.011	EPA 8260C	10-14-15	10-14-15	
1,2,3-Trichlorobenzene	ND	0.0022	EPA 8260C	10-14-15	10-14-15	
Surrogate:	***Percent Recovery***	***Control Limits***				
Dibromofluoromethane	***115***	***76-131***				
Toluene-d8	***108***	***82-129***				
4-Bromofluorobenzene	***102***	***79-126***				

This report pertains to the samples analyzed in accordance with the chain of custody,
and is intended only for the use of the individual or company to whom it is addressed.

Date of Report: October 20, 2015
Samples Submitted: October 12, 2015
Laboratory Reference: 1510-084
Project: 457-001

HALOGENATED VOLATILES EPA 8260C
page 1 of 2

Matrix: Soil
Units: mg/kg

Analyte	Result	PQL	Method	Date Prepared	Date Analyzed	Flags
Client ID:	**P2-15-3.0**					
Laboratory ID:	10-084-46					
Dichlorodifluoromethane	ND	0.00092	EPA 8260C	10-14-15	10-14-15	
Chloromethane	ND	0.0046	EPA 8260C	10-14-15	10-14-15	
Vinyl Chloride	ND	0.00092	EPA 8260C	10-14-15	10-14-15	
Bromomethane	ND	0.00092	EPA 8260C	10-14-15	10-14-15	
Chloroethane	ND	0.0046	EPA 8260C	10-14-15	10-14-15	
Trichlorofluoromethane	ND	0.00092	EPA 8260C	10-14-15	10-14-15	
1,1-Dichloroethene	ND	0.00092	EPA 8260C	10-14-15	10-14-15	
Iodomethane	ND	0.0046	EPA 8260C	10-14-15	10-14-15	
Methylene Chloride	ND	0.0046	EPA 8260C	10-14-15	10-14-15	
(trans) 1,2-Dichloroethene	ND	0.00092	EPA 8260C	10-14-15	10-14-15	
1,1-Dichloroethane	ND	0.00092	EPA 8260C	10-14-15	10-14-15	
2,2-Dichloropropane	ND	0.00092	EPA 8260C	10-14-15	10-14-15	
(cis) 1,2-Dichloroethene	ND	0.00092	EPA 8260C	10-14-15	10-14-15	
Bromochloromethane	ND	0.00092	EPA 8260C	10-14-15	10-14-15	
Chloroform	ND	0.00092	EPA 8260C	10-14-15	10-14-15	
1,1,1-Trichloroethane	ND	0.00092	EPA 8260C	10-14-15	10-14-15	
Carbon Tetrachloride	ND	0.00092	EPA 8260C	10-14-15	10-14-15	
1,1-Dichloropropene	ND	0.00092	EPA 8260C	10-14-15	10-14-15	
1,2-Dichloroethane	ND	0.00092	EPA 8260C	10-14-15	10-14-15	
Trichloroethene	ND	0.00092	EPA 8260C	10-14-15	10-14-15	
1,2-Dichloropropane	ND	0.00092	EPA 8260C	10-14-15	10-14-15	
Dibromomethane	ND	0.00092	EPA 8260C	10-14-15	10-14-15	
Bromodichloromethane	ND	0.00092	EPA 8260C	10-14-15	10-14-15	
2-Chloroethyl Vinyl Ether	ND	0.0046	EPA 8260C	10-14-15	10-14-15	
(cis) 1,3-Dichloropropene	ND	0.00092	EPA 8260C	10-14-15	10-14-15	
(trans) 1,3-Dichloropropene	ND	0.00092	EPA 8260C	10-14-15	10-14-15	

This report pertains to the samples analyzed in accordance with the chain of custody,
and is intended only for the use of the individual or company to whom it is addressed.

Date of Report: October 20, 2015
Samples Submitted: October 12, 2015
Laboratory Reference: 1510-084
Project: 457-001

HALOGENATED VOLATILES EPA 8260C
page 2 of 2

Analyte	Result	PQL	Method	Date Prepared	Date Analyzed	Flags
Client ID:	**P2-15-3.0**					
Laboratory ID:	10-084-46					
1,1,2-Trichloroethane	ND	0.00092	EPA 8260C	10-14-15	10-14-15	
Tetrachloroethene	ND	0.00092	EPA 8260C	10-14-15	10-14-15	
1,3-Dichloropropane	ND	0.00092	EPA 8260C	10-14-15	10-14-15	
Dibromochloromethane	ND	0.00092	EPA 8260C	10-14-15	10-14-15	
1,2-Dibromoethane	ND	0.00092	EPA 8260C	10-14-15	10-14-15	
Chlorobenzene	ND	0.00092	EPA 8260C	10-14-15	10-14-15	
1,1,1,2-Tetrachloroethane	ND	0.00092	EPA 8260C	10-14-15	10-14-15	
Bromoform	ND	0.00092	EPA 8260C	10-14-15	10-14-15	
Bromobenzene	ND	0.00092	EPA 8260C	10-14-15	10-14-15	
1,1,2,2-Tetrachloroethane	ND	0.00092	EPA 8260C	10-14-15	10-14-15	
1,2,3-Trichloropropane	ND	0.00092	EPA 8260C	10-14-15	10-14-15	
2-Chlorotoluene	ND	0.00092	EPA 8260C	10-14-15	10-14-15	
4-Chlorotoluene	ND	0.00092	EPA 8260C	10-14-15	10-14-15	
1,3-Dichlorobenzene	ND	0.00092	EPA 8260C	10-14-15	10-14-15	
1,4-Dichlorobenzene	ND	0.00092	EPA 8260C	10-14-15	10-14-15	
1,2-Dichlorobenzene	ND	0.00092	EPA 8260C	10-14-15	10-14-15	
1,2-Dibromo-3-chloropropane	ND	0.0046	EPA 8260C	10-14-15	10-14-15	
1,2,4-Trichlorobenzene	ND	0.00092	EPA 8260C	10-14-15	10-14-15	
Hexachlorobutadiene	ND	0.0046	EPA 8260C	10-14-15	10-14-15	
1,2,3-Trichlorobenzene	ND	0.00092	EPA 8260C	10-14-15	10-14-15	
Surrogate:	***Percent Recovery***	***Control Limits***				
Dibromofluoromethane	***107***	***76-131***				
Toluene-d8	***99***	***82-129***				
4-Bromofluorobenzene	***103***	***79-126***				

This report pertains to the samples analyzed in accordance with the chain of custody,
and is intended only for the use of the individual or company to whom it is addressed.

Date of Report: October 20, 2015
Samples Submitted: October 12, 2015
Laboratory Reference: 1510-084
Project: 457-001

HALOGENATED VOLATILES EPA 8260C
page 1 of 2

Matrix: Soil
Units: mg/kg

Analyte	Result	PQL	Method	Date Prepared	Date Analyzed	Flags
Client ID:	**P2-15-5.0**					
Laboratory ID:	10-084-47					
Dichlorodifluoromethane	ND	0.00096	EPA 8260C	10-14-15	10-14-15	
Chloromethane	ND	0.0048	EPA 8260C	10-14-15	10-14-15	
Vinyl Chloride	ND	0.00096	EPA 8260C	10-14-15	10-14-15	
Bromomethane	ND	0.00096	EPA 8260C	10-14-15	10-14-15	
Chloroethane	ND	0.0048	EPA 8260C	10-14-15	10-14-15	
Trichlorofluoromethane	ND	0.00096	EPA 8260C	10-14-15	10-14-15	
1,1-Dichloroethene	ND	0.00096	EPA 8260C	10-14-15	10-14-15	
Iodomethane	ND	0.0048	EPA 8260C	10-14-15	10-14-15	
Methylene Chloride	ND	0.0048	EPA 8260C	10-14-15	10-14-15	
(trans) 1,2-Dichloroethene	ND	0.00096	EPA 8260C	10-14-15	10-14-15	
1,1-Dichloroethane	ND	0.00096	EPA 8260C	10-14-15	10-14-15	
2,2-Dichloropropane	ND	0.00096	EPA 8260C	10-14-15	10-14-15	
(cis) 1,2-Dichloroethene	ND	0.00096	EPA 8260C	10-14-15	10-14-15	
Bromochloromethane	ND	0.00096	EPA 8260C	10-14-15	10-14-15	
Chloroform	ND	0.00096	EPA 8260C	10-14-15	10-14-15	
1,1,1-Trichloroethane	ND	0.00096	EPA 8260C	10-14-15	10-14-15	
Carbon Tetrachloride	ND	0.00096	EPA 8260C	10-14-15	10-14-15	
1,1-Dichloropropene	ND	0.00096	EPA 8260C	10-14-15	10-14-15	
1,2-Dichloroethane	ND	0.00096	EPA 8260C	10-14-15	10-14-15	
Trichloroethene	ND	0.00096	EPA 8260C	10-14-15	10-14-15	
1,2-Dichloropropane	ND	0.00096	EPA 8260C	10-14-15	10-14-15	
Dibromomethane	ND	0.00096	EPA 8260C	10-14-15	10-14-15	
Bromodichloromethane	ND	0.00096	EPA 8260C	10-14-15	10-14-15	
2-Chloroethyl Vinyl Ether	ND	0.0048	EPA 8260C	10-14-15	10-14-15	
(cis) 1,3-Dichloropropene	ND	0.00096	EPA 8260C	10-14-15	10-14-15	
(trans) 1,3-Dichloropropene	ND	0.00096	EPA 8260C	10-14-15	10-14-15	

This report pertains to the samples analyzed in accordance with the chain of custody,
and is intended only for the use of the individual or company to whom it is addressed.

Date of Report: October 20, 2015
Samples Submitted: October 12, 2015
Laboratory Reference: 1510-084
Project: 457-001

HALOGENATED VOLATILES EPA 8260C
page 2 of 2

Analyte	Result	PQL	Method	Date Prepared	Date Analyzed	Flags
Client ID:	**P2-15-5.0**					
Laboratory ID:	10-084-47					
1,1,2-Trichloroethane	ND	0.00096	EPA 8260C	10-14-15	10-14-15	
Tetrachloroethene	ND	0.00096	EPA 8260C	10-14-15	10-14-15	
1,3-Dichloropropane	ND	0.00096	EPA 8260C	10-14-15	10-14-15	
Dibromochloromethane	ND	0.00096	EPA 8260C	10-14-15	10-14-15	
1,2-Dibromoethane	ND	0.00096	EPA 8260C	10-14-15	10-14-15	
Chlorobenzene	ND	0.00096	EPA 8260C	10-14-15	10-14-15	
1,1,1,2-Tetrachloroethane	ND	0.00096	EPA 8260C	10-14-15	10-14-15	
Bromoform	ND	0.00096	EPA 8260C	10-14-15	10-14-15	
Bromobenzene	ND	0.00096	EPA 8260C	10-14-15	10-14-15	
1,1,2,2-Tetrachloroethane	ND	0.00096	EPA 8260C	10-14-15	10-14-15	
1,2,3-Trichloropropane	ND	0.00096	EPA 8260C	10-14-15	10-14-15	
2-Chlorotoluene	ND	0.00096	EPA 8260C	10-14-15	10-14-15	
4-Chlorotoluene	ND	0.00096	EPA 8260C	10-14-15	10-14-15	
1,3-Dichlorobenzene	ND	0.00096	EPA 8260C	10-14-15	10-14-15	
1,4-Dichlorobenzene	ND	0.00096	EPA 8260C	10-14-15	10-14-15	
1,2-Dichlorobenzene	ND	0.00096	EPA 8260C	10-14-15	10-14-15	
1,2-Dibromo-3-chloropropane	ND	0.0048	EPA 8260C	10-14-15	10-14-15	
1,2,4-Trichlorobenzene	ND	0.00096	EPA 8260C	10-14-15	10-14-15	
Hexachlorobutadiene	ND	0.0048	EPA 8260C	10-14-15	10-14-15	
1,2,3-Trichlorobenzene	ND	0.00096	EPA 8260C	10-14-15	10-14-15	
Surrogate:	***Percent Recovery***	***Control Limits***				
Dibromofluoromethane	***117***	***76-131***				
Toluene-d8	***113***	***82-129***				
4-Bromofluorobenzene	***106***	***79-126***				

This report pertains to the samples analyzed in accordance with the chain of custody,
and is intended only for the use of the individual or company to whom it is addressed.

Date of Report: October 20, 2015
Samples Submitted: October 12, 2015
Laboratory Reference: 1510-084
Project: 457-001

HALOGENATED VOLATILES EPA 8260C
page 1 of 2

Matrix: Soil
Units: mg/kg

Analyte	Result	PQL	Method	Date Prepared	Date Analyzed	Flags
Client ID:	**P2-15-8.0**					
Laboratory ID:	10-084-48					
Dichlorodifluoromethane	ND	0.00094	EPA 8260C	10-14-15	10-14-15	
Chloromethane	ND	0.0047	EPA 8260C	10-14-15	10-14-15	
Vinyl Chloride	ND	0.00094	EPA 8260C	10-14-15	10-14-15	
Bromomethane	ND	0.00094	EPA 8260C	10-14-15	10-14-15	
Chloroethane	ND	0.0047	EPA 8260C	10-14-15	10-14-15	
Trichlorofluoromethane	ND	0.00094	EPA 8260C	10-14-15	10-14-15	
1,1-Dichloroethene	ND	0.00094	EPA 8260C	10-14-15	10-14-15	
Iodomethane	ND	0.0047	EPA 8260C	10-14-15	10-14-15	
Methylene Chloride	ND	0.0047	EPA 8260C	10-14-15	10-14-15	
(trans) 1,2-Dichloroethene	ND	0.00094	EPA 8260C	10-14-15	10-14-15	
1,1-Dichloroethane	ND	0.00094	EPA 8260C	10-14-15	10-14-15	
2,2-Dichloropropane	ND	0.00094	EPA 8260C	10-14-15	10-14-15	
(cis) 1,2-Dichloroethene	ND	0.00094	EPA 8260C	10-14-15	10-14-15	
Bromochloromethane	ND	0.00094	EPA 8260C	10-14-15	10-14-15	
Chloroform	ND	0.00094	EPA 8260C	10-14-15	10-14-15	
1,1,1-Trichloroethane	ND	0.00094	EPA 8260C	10-14-15	10-14-15	
Carbon Tetrachloride	ND	0.00094	EPA 8260C	10-14-15	10-14-15	
1,1-Dichloropropene	ND	0.00094	EPA 8260C	10-14-15	10-14-15	
1,2-Dichloroethane	ND	0.00094	EPA 8260C	10-14-15	10-14-15	
Trichloroethene	ND	0.00094	EPA 8260C	10-14-15	10-14-15	
1,2-Dichloropropane	ND	0.00094	EPA 8260C	10-14-15	10-14-15	
Dibromomethane	ND	0.00094	EPA 8260C	10-14-15	10-14-15	
Bromodichloromethane	ND	0.00094	EPA 8260C	10-14-15	10-14-15	
2-Chloroethyl Vinyl Ether	ND	0.0047	EPA 8260C	10-14-15	10-14-15	
(cis) 1,3-Dichloropropene	ND	0.00094	EPA 8260C	10-14-15	10-14-15	
(trans) 1,3-Dichloropropene	ND	0.00094	EPA 8260C	10-14-15	10-14-15	

This report pertains to the samples analyzed in accordance with the chain of custody,
and is intended only for the use of the individual or company to whom it is addressed.

Date of Report: October 20, 2015
Samples Submitted: October 12, 2015
Laboratory Reference: 1510-084
Project: 457-001

HALOGENATED VOLATILES EPA 8260C
page 2 of 2

Analyte	Result	PQL	Method	Date Prepared	Date Analyzed	Flags
Client ID:	**P2-15-8.0**					
Laboratory ID:	10-084-48					
1,1,2-Trichloroethane	ND	0.00094	EPA 8260C	10-14-15	10-14-15	
Tetrachloroethene	ND	0.00094	EPA 8260C	10-14-15	10-14-15	
1,3-Dichloropropane	ND	0.00094	EPA 8260C	10-14-15	10-14-15	
Dibromochloromethane	ND	0.00094	EPA 8260C	10-14-15	10-14-15	
1,2-Dibromoethane	ND	0.00094	EPA 8260C	10-14-15	10-14-15	
Chlorobenzene	ND	0.00094	EPA 8260C	10-14-15	10-14-15	
1,1,1,2-Tetrachloroethane	ND	0.00094	EPA 8260C	10-14-15	10-14-15	
Bromoform	ND	0.00094	EPA 8260C	10-14-15	10-14-15	
Bromobenzene	ND	0.00094	EPA 8260C	10-14-15	10-14-15	
1,1,2,2-Tetrachloroethane	ND	0.00094	EPA 8260C	10-14-15	10-14-15	
1,2,3-Trichloropropane	ND	0.00094	EPA 8260C	10-14-15	10-14-15	
2-Chlorotoluene	ND	0.00094	EPA 8260C	10-14-15	10-14-15	
4-Chlorotoluene	ND	0.00094	EPA 8260C	10-14-15	10-14-15	
1,3-Dichlorobenzene	ND	0.00094	EPA 8260C	10-14-15	10-14-15	
1,4-Dichlorobenzene	ND	0.00094	EPA 8260C	10-14-15	10-14-15	
1,2-Dichlorobenzene	ND	0.00094	EPA 8260C	10-14-15	10-14-15	
1,2-Dibromo-3-chloropropane	ND	0.0047	EPA 8260C	10-14-15	10-14-15	
1,2,4-Trichlorobenzene	ND	0.00094	EPA 8260C	10-14-15	10-14-15	
Hexachlorobutadiene	ND	0.0047	EPA 8260C	10-14-15	10-14-15	
1,2,3-Trichlorobenzene	ND	0.00094	EPA 8260C	10-14-15	10-14-15	
Surrogate:	***Percent Recovery***	***Control Limits***				
Dibromofluoromethane	***118***	***76-131***				
Toluene-d8	***111***	***82-129***				
4-Bromofluorobenzene	***107***	***79-126***				

This report pertains to the samples analyzed in accordance with the chain of custody,
and is intended only for the use of the individual or company to whom it is addressed.

Date of Report: October 20, 2015
Samples Submitted: October 12, 2015
Laboratory Reference: 1510-084
Project: 457-001

HALOGENATED VOLATILES EPA 8260C
page 1 of 2

Matrix: Soil
Units: mg/kg

Analyte	Result	PQL	Method	Date Prepared	Date Analyzed	Flags
Client ID:	**P2-16-1.0**					
Laboratory ID:	10-084-49					
Dichlorodifluoromethane	ND	0.0011	EPA 8260C	10-15-15	10-15-15	
Chloromethane	ND	0.0057	EPA 8260C	10-15-15	10-15-15	
Vinyl Chloride	ND	0.0011	EPA 8260C	10-15-15	10-15-15	
Bromomethane	ND	0.0011	EPA 8260C	10-15-15	10-15-15	
Chloroethane	ND	0.0057	EPA 8260C	10-15-15	10-15-15	
Trichlorofluoromethane	ND	0.0011	EPA 8260C	10-15-15	10-15-15	
1,1-Dichloroethene	ND	0.0011	EPA 8260C	10-15-15	10-15-15	
Iodomethane	ND	0.0057	EPA 8260C	10-15-15	10-15-15	
Methylene Chloride	ND	0.0057	EPA 8260C	10-15-15	10-15-15	
(trans) 1,2-Dichloroethene	ND	0.0011	EPA 8260C	10-15-15	10-15-15	
1,1-Dichloroethane	ND	0.0011	EPA 8260C	10-15-15	10-15-15	
2,2-Dichloropropane	ND	0.0011	EPA 8260C	10-15-15	10-15-15	
(cis) 1,2-Dichloroethene	ND	0.0011	EPA 8260C	10-15-15	10-15-15	
Bromochloromethane	ND	0.0011	EPA 8260C	10-15-15	10-15-15	
Chloroform	ND	0.0011	EPA 8260C	10-15-15	10-15-15	
1,1,1-Trichloroethane	ND	0.0011	EPA 8260C	10-15-15	10-15-15	
Carbon Tetrachloride	ND	0.0011	EPA 8260C	10-15-15	10-15-15	
1,1-Dichloropropene	ND	0.0011	EPA 8260C	10-15-15	10-15-15	
1,2-Dichloroethane	ND	0.0011	EPA 8260C	10-15-15	10-15-15	
Trichloroethene	ND	0.0011	EPA 8260C	10-15-15	10-15-15	
1,2-Dichloropropane	ND	0.0011	EPA 8260C	10-15-15	10-15-15	
Dibromomethane	ND	0.0011	EPA 8260C	10-15-15	10-15-15	
Bromodichloromethane	ND	0.0011	EPA 8260C	10-15-15	10-15-15	
2-Chloroethyl Vinyl Ether	ND	0.0057	EPA 8260C	10-15-15	10-15-15	
(cis) 1,3-Dichloropropene	ND	0.0011	EPA 8260C	10-15-15	10-15-15	
(trans) 1,3-Dichloropropene	ND	0.0011	EPA 8260C	10-15-15	10-15-15	

This report pertains to the samples analyzed in accordance with the chain of custody,
and is intended only for the use of the individual or company to whom it is addressed.

Date of Report: October 20, 2015
Samples Submitted: October 12, 2015
Laboratory Reference: 1510-084
Project: 457-001

HALOGENATED VOLATILES EPA 8260C
page 2 of 2

Analyte	Result	PQL	Method	Date Prepared	Date Analyzed	Flags
Client ID:	**P2-16-1.0**					
Laboratory ID:	10-084-49					
1,1,2-Trichloroethane	ND	0.0011	EPA 8260C	10-15-15	10-15-15	
Tetrachloroethene	ND	0.0011	EPA 8260C	10-15-15	10-15-15	
1,3-Dichloropropane	ND	0.0011	EPA 8260C	10-15-15	10-15-15	
Dibromochloromethane	ND	0.0011	EPA 8260C	10-15-15	10-15-15	
1,2-Dibromoethane	ND	0.0011	EPA 8260C	10-15-15	10-15-15	
Chlorobenzene	ND	0.0011	EPA 8260C	10-15-15	10-15-15	
1,1,1,2-Tetrachloroethane	ND	0.0011	EPA 8260C	10-15-15	10-15-15	
Bromoform	ND	0.0011	EPA 8260C	10-15-15	10-15-15	
Bromobenzene	ND	0.0011	EPA 8260C	10-15-15	10-15-15	
1,1,2,2-Tetrachloroethane	ND	0.0011	EPA 8260C	10-15-15	10-15-15	
1,2,3-Trichloropropane	ND	0.0011	EPA 8260C	10-15-15	10-15-15	
2-Chlorotoluene	ND	0.0011	EPA 8260C	10-15-15	10-15-15	
4-Chlorotoluene	ND	0.0011	EPA 8260C	10-15-15	10-15-15	
1,3-Dichlorobenzene	ND	0.0011	EPA 8260C	10-15-15	10-15-15	
1,4-Dichlorobenzene	ND	0.0011	EPA 8260C	10-15-15	10-15-15	
1,2-Dichlorobenzene	ND	0.0011	EPA 8260C	10-15-15	10-15-15	
1,2-Dibromo-3-chloropropane	ND	0.0057	EPA 8260C	10-15-15	10-15-15	
1,2,4-Trichlorobenzene	ND	0.0011	EPA 8260C	10-15-15	10-15-15	
Hexachlorobutadiene	ND	0.0057	EPA 8260C	10-15-15	10-15-15	
1,2,3-Trichlorobenzene	ND	0.0011	EPA 8260C	10-15-15	10-15-15	
Surrogate:	***Percent Recovery***	***Control Limits***				
Dibromofluoromethane	***119***	***76-131***				
Toluene-d8	***111***	***83-126***				
4-Bromofluorobenzene	***108***	***60-146***				

This report pertains to the samples analyzed in accordance with the chain of custody,
and is intended only for the use of the individual or company to whom it is addressed.

Date of Report: October 20, 2015
Samples Submitted: October 12, 2015
Laboratory Reference: 1510-084
Project: 457-001

HALOGENATED VOLATILES EPA 8260C
page 1 of 2

Matrix: Soil
Units: mg/kg

Analyte	Result	PQL	Method	Date Prepared	Date Analyzed	Flags
Client ID:	**P2-16-3.0**					
Laboratory ID:	10-084-50					
Dichlorodifluoromethane	ND	0.0011	EPA 8260C	10-15-15	10-15-15	
Chloromethane	ND	0.0057	EPA 8260C	10-15-15	10-15-15	
Vinyl Chloride	ND	0.0011	EPA 8260C	10-15-15	10-15-15	
Bromomethane	ND	0.0011	EPA 8260C	10-15-15	10-15-15	
Chloroethane	ND	0.0057	EPA 8260C	10-15-15	10-15-15	
Trichlorofluoromethane	ND	0.0011	EPA 8260C	10-15-15	10-15-15	
1,1-Dichloroethene	ND	0.0011	EPA 8260C	10-15-15	10-15-15	
Iodomethane	ND	0.0057	EPA 8260C	10-15-15	10-15-15	
Methylene Chloride	ND	0.0057	EPA 8260C	10-15-15	10-15-15	
(trans) 1,2-Dichloroethene	ND	0.0011	EPA 8260C	10-15-15	10-15-15	
1,1-Dichloroethane	ND	0.0011	EPA 8260C	10-15-15	10-15-15	
2,2-Dichloropropane	ND	0.0011	EPA 8260C	10-15-15	10-15-15	
(cis) 1,2-Dichloroethene	ND	0.0011	EPA 8260C	10-15-15	10-15-15	
Bromochloromethane	ND	0.0011	EPA 8260C	10-15-15	10-15-15	
Chloroform	ND	0.0011	EPA 8260C	10-15-15	10-15-15	
1,1,1-Trichloroethane	ND	0.0011	EPA 8260C	10-15-15	10-15-15	
Carbon Tetrachloride	ND	0.0011	EPA 8260C	10-15-15	10-15-15	
1,1-Dichloropropene	ND	0.0011	EPA 8260C	10-15-15	10-15-15	
1,2-Dichloroethane	ND	0.0011	EPA 8260C	10-15-15	10-15-15	
Trichloroethene	ND	0.0011	EPA 8260C	10-15-15	10-15-15	
1,2-Dichloropropane	ND	0.0011	EPA 8260C	10-15-15	10-15-15	
Dibromomethane	ND	0.0011	EPA 8260C	10-15-15	10-15-15	
Bromodichloromethane	ND	0.0011	EPA 8260C	10-15-15	10-15-15	
2-Chloroethyl Vinyl Ether	ND	0.0057	EPA 8260C	10-15-15	10-15-15	
(cis) 1,3-Dichloropropene	ND	0.0011	EPA 8260C	10-15-15	10-15-15	
(trans) 1,3-Dichloropropene	ND	0.0011	EPA 8260C	10-15-15	10-15-15	

This report pertains to the samples analyzed in accordance with the chain of custody,
and is intended only for the use of the individual or company to whom it is addressed.

Date of Report: October 20, 2015
Samples Submitted: October 12, 2015
Laboratory Reference: 1510-084
Project: 457-001

HALOGENATED VOLATILES EPA 8260C
page 2 of 2

Analyte	Result	PQL	Method	Date Prepared	Date Analyzed	Flags
Client ID:	**P2-16-3.0**					
Laboratory ID:	10-084-50					
1,1,2-Trichloroethane	ND	0.0011	EPA 8260C	10-15-15	10-15-15	
Tetrachloroethene	ND	0.0011	EPA 8260C	10-15-15	10-15-15	
1,3-Dichloropropane	ND	0.0011	EPA 8260C	10-15-15	10-15-15	
Dibromochloromethane	ND	0.0011	EPA 8260C	10-15-15	10-15-15	
1,2-Dibromoethane	ND	0.0011	EPA 8260C	10-15-15	10-15-15	
Chlorobenzene	ND	0.0011	EPA 8260C	10-15-15	10-15-15	
1,1,1,2-Tetrachloroethane	ND	0.0011	EPA 8260C	10-15-15	10-15-15	
Bromoform	ND	0.0011	EPA 8260C	10-15-15	10-15-15	
Bromobenzene	ND	0.0011	EPA 8260C	10-15-15	10-15-15	
1,1,2,2-Tetrachloroethane	ND	0.0011	EPA 8260C	10-15-15	10-15-15	
1,2,3-Trichloropropane	ND	0.0011	EPA 8260C	10-15-15	10-15-15	
2-Chlorotoluene	ND	0.0011	EPA 8260C	10-15-15	10-15-15	
4-Chlorotoluene	ND	0.0011	EPA 8260C	10-15-15	10-15-15	
1,3-Dichlorobenzene	ND	0.0011	EPA 8260C	10-15-15	10-15-15	
1,4-Dichlorobenzene	ND	0.0011	EPA 8260C	10-15-15	10-15-15	
1,2-Dichlorobenzene	ND	0.0011	EPA 8260C	10-15-15	10-15-15	
1,2-Dibromo-3-chloropropane	ND	0.0057	EPA 8260C	10-15-15	10-15-15	
1,2,4-Trichlorobenzene	ND	0.0011	EPA 8260C	10-15-15	10-15-15	
Hexachlorobutadiene	ND	0.0057	EPA 8260C	10-15-15	10-15-15	
1,2,3-Trichlorobenzene	ND	0.0011	EPA 8260C	10-15-15	10-15-15	
Surrogate:	***Percent Recovery***	***Control Limits***				
Dibromofluoromethane	***119***	***76-131***				
Toluene-d8	***111***	***83-126***				
4-Bromofluorobenzene	***94***	***60-146***				

This report pertains to the samples analyzed in accordance with the chain of custody,
and is intended only for the use of the individual or company to whom it is addressed.

Date of Report: October 20, 2015
Samples Submitted: October 12, 2015
Laboratory Reference: 1510-084
Project: 457-001

HALOGENATED VOLATILES EPA 8260C
page 1 of 2

Matrix: Soil
Units: mg/kg

Analyte	Result	PQL	Method	Date Prepared	Date Analyzed	Flags
Client ID:	**P2-16-5.0**					
Laboratory ID:	10-084-51					
Dichlorodifluoromethane	ND	0.0011	EPA 8260C	10-15-15	10-15-15	
Chloromethane	ND	0.0053	EPA 8260C	10-15-15	10-15-15	
Vinyl Chloride	ND	0.0011	EPA 8260C	10-15-15	10-15-15	
Bromomethane	ND	0.0011	EPA 8260C	10-15-15	10-15-15	
Chloroethane	ND	0.0053	EPA 8260C	10-15-15	10-15-15	
Trichlorofluoromethane	ND	0.0011	EPA 8260C	10-15-15	10-15-15	
1,1-Dichloroethene	ND	0.0011	EPA 8260C	10-15-15	10-15-15	
Iodomethane	ND	0.0053	EPA 8260C	10-15-15	10-15-15	
Methylene Chloride	ND	0.0053	EPA 8260C	10-15-15	10-15-15	
(trans) 1,2-Dichloroethene	ND	0.0011	EPA 8260C	10-15-15	10-15-15	
1,1-Dichloroethane	ND	0.0011	EPA 8260C	10-15-15	10-15-15	
2,2-Dichloropropane	ND	0.0011	EPA 8260C	10-15-15	10-15-15	
(cis) 1,2-Dichloroethene	ND	0.0011	EPA 8260C	10-15-15	10-15-15	
Bromochloromethane	ND	0.0011	EPA 8260C	10-15-15	10-15-15	
Chloroform	ND	0.0011	EPA 8260C	10-15-15	10-15-15	
1,1,1-Trichloroethane	ND	0.0011	EPA 8260C	10-15-15	10-15-15	
Carbon Tetrachloride	ND	0.0011	EPA 8260C	10-15-15	10-15-15	
1,1-Dichloropropene	ND	0.0011	EPA 8260C	10-15-15	10-15-15	
1,2-Dichloroethane	ND	0.0011	EPA 8260C	10-15-15	10-15-15	
Trichloroethene	ND	0.0011	EPA 8260C	10-15-15	10-15-15	
1,2-Dichloropropane	ND	0.0011	EPA 8260C	10-15-15	10-15-15	
Dibromomethane	ND	0.0011	EPA 8260C	10-15-15	10-15-15	
Bromodichloromethane	ND	0.0011	EPA 8260C	10-15-15	10-15-15	
2-Chloroethyl Vinyl Ether	ND	0.0053	EPA 8260C	10-15-15	10-15-15	
(cis) 1,3-Dichloropropene	ND	0.0011	EPA 8260C	10-15-15	10-15-15	
(trans) 1,3-Dichloropropene	ND	0.0011	EPA 8260C	10-15-15	10-15-15	

This report pertains to the samples analyzed in accordance with the chain of custody,
and is intended only for the use of the individual or company to whom it is addressed.

Date of Report: October 20, 2015
Samples Submitted: October 12, 2015
Laboratory Reference: 1510-084
Project: 457-001

HALOGENATED VOLATILES EPA 8260C
page 2 of 2

Analyte	Result	PQL	Method	Date Prepared	Date Analyzed	Flags
Client ID:	**P2-16-5.0**					
Laboratory ID:	10-084-51					
1,1,2-Trichloroethane	ND	0.0011	EPA 8260C	10-15-15	10-15-15	
Tetrachloroethene	ND	0.0011	EPA 8260C	10-15-15	10-15-15	
1,3-Dichloropropane	ND	0.0011	EPA 8260C	10-15-15	10-15-15	
Dibromochloromethane	ND	0.0011	EPA 8260C	10-15-15	10-15-15	
1,2-Dibromoethane	ND	0.0011	EPA 8260C	10-15-15	10-15-15	
Chlorobenzene	ND	0.0011	EPA 8260C	10-15-15	10-15-15	
1,1,1,2-Tetrachloroethane	ND	0.0011	EPA 8260C	10-15-15	10-15-15	
Bromoform	ND	0.0011	EPA 8260C	10-15-15	10-15-15	
Bromobenzene	ND	0.0011	EPA 8260C	10-15-15	10-15-15	
1,1,2,2-Tetrachloroethane	ND	0.0011	EPA 8260C	10-15-15	10-15-15	
1,2,3-Trichloropropane	ND	0.0011	EPA 8260C	10-15-15	10-15-15	
2-Chlorotoluene	ND	0.0011	EPA 8260C	10-15-15	10-15-15	
4-Chlorotoluene	ND	0.0011	EPA 8260C	10-15-15	10-15-15	
1,3-Dichlorobenzene	ND	0.0011	EPA 8260C	10-15-15	10-15-15	
1,4-Dichlorobenzene	ND	0.0011	EPA 8260C	10-15-15	10-15-15	
1,2-Dichlorobenzene	ND	0.0011	EPA 8260C	10-15-15	10-15-15	
1,2-Dibromo-3-chloropropane	ND	0.0053	EPA 8260C	10-15-15	10-15-15	
1,2,4-Trichlorobenzene	ND	0.0011	EPA 8260C	10-15-15	10-15-15	
Hexachlorobutadiene	ND	0.0053	EPA 8260C	10-15-15	10-15-15	
1,2,3-Trichlorobenzene	ND	0.0011	EPA 8260C	10-15-15	10-15-15	
Surrogate:	***Percent Recovery***	***Control Limits***				
Dibromofluoromethane	***118***	***76-131***				
Toluene-d8	***112***	***83-126***				
4-Bromofluorobenzene	***107***	***60-146***				

This report pertains to the samples analyzed in accordance with the chain of custody,
and is intended only for the use of the individual or company to whom it is addressed.

Date of Report: October 20, 2015
Samples Submitted: October 12, 2015
Laboratory Reference: 1510-084
Project: 457-001

HALOGENATED VOLATILES EPA 8260C
page 1 of 2

Matrix: Soil
Units: mg/kg

Analyte	Result	PQL	Method	Date Prepared	Date Analyzed	Flags
Client ID:	**P2-16-7.5**					
Laboratory ID:	10-084-52					
Dichlorodifluoromethane	ND	0.00093	EPA 8260C	10-15-15	10-15-15	
Chloromethane	ND	0.0046	EPA 8260C	10-15-15	10-15-15	
Vinyl Chloride	ND	0.00093	EPA 8260C	10-15-15	10-15-15	
Bromomethane	ND	0.00093	EPA 8260C	10-15-15	10-15-15	
Chloroethane	ND	0.0046	EPA 8260C	10-15-15	10-15-15	
Trichlorofluoromethane	ND	0.00093	EPA 8260C	10-15-15	10-15-15	
1,1-Dichloroethene	ND	0.00093	EPA 8260C	10-15-15	10-15-15	
Iodomethane	ND	0.0046	EPA 8260C	10-15-15	10-15-15	
Methylene Chloride	ND	0.0046	EPA 8260C	10-15-15	10-15-15	
(trans) 1,2-Dichloroethene	ND	0.00093	EPA 8260C	10-15-15	10-15-15	
1,1-Dichloroethane	ND	0.00093	EPA 8260C	10-15-15	10-15-15	
2,2-Dichloropropane	ND	0.00093	EPA 8260C	10-15-15	10-15-15	
(cis) 1,2-Dichloroethene	ND	0.00093	EPA 8260C	10-15-15	10-15-15	
Bromochloromethane	ND	0.00093	EPA 8260C	10-15-15	10-15-15	
Chloroform	ND	0.00093	EPA 8260C	10-15-15	10-15-15	
1,1,1-Trichloroethane	ND	0.00093	EPA 8260C	10-15-15	10-15-15	
Carbon Tetrachloride	ND	0.00093	EPA 8260C	10-15-15	10-15-15	
1,1-Dichloropropene	ND	0.00093	EPA 8260C	10-15-15	10-15-15	
1,2-Dichloroethane	ND	0.00093	EPA 8260C	10-15-15	10-15-15	
Trichloroethene	ND	0.00093	EPA 8260C	10-15-15	10-15-15	
1,2-Dichloropropane	ND	0.00093	EPA 8260C	10-15-15	10-15-15	
Dibromomethane	ND	0.00093	EPA 8260C	10-15-15	10-15-15	
Bromodichloromethane	ND	0.00093	EPA 8260C	10-15-15	10-15-15	
2-Chloroethyl Vinyl Ether	ND	0.0046	EPA 8260C	10-15-15	10-15-15	
(cis) 1,3-Dichloropropene	ND	0.00093	EPA 8260C	10-15-15	10-15-15	
(trans) 1,3-Dichloropropene	ND	0.00093	EPA 8260C	10-15-15	10-15-15	

This report pertains to the samples analyzed in accordance with the chain of custody,
and is intended only for the use of the individual or company to whom it is addressed.

Date of Report: October 20, 2015
Samples Submitted: October 12, 2015
Laboratory Reference: 1510-084
Project: 457-001

HALOGENATED VOLATILES EPA 8260C
page 2 of 2

Analyte	Result	PQL	Method	Date Prepared	Date Analyzed	Flags
Client ID:	**P2-16-7.5**					
Laboratory ID:	10-084-52					
1,1,2-Trichloroethane	ND	0.00093	EPA 8260C	10-15-15	10-15-15	
Tetrachloroethene	ND	0.00093	EPA 8260C	10-15-15	10-15-15	
1,3-Dichloropropane	ND	0.00093	EPA 8260C	10-15-15	10-15-15	
Dibromochloromethane	ND	0.00093	EPA 8260C	10-15-15	10-15-15	
1,2-Dibromoethane	ND	0.00093	EPA 8260C	10-15-15	10-15-15	
Chlorobenzene	ND	0.00093	EPA 8260C	10-15-15	10-15-15	
1,1,1,2-Tetrachloroethane	ND	0.00093	EPA 8260C	10-15-15	10-15-15	
Bromoform	ND	0.00093	EPA 8260C	10-15-15	10-15-15	
Bromobenzene	ND	0.00093	EPA 8260C	10-15-15	10-15-15	
1,1,2,2-Tetrachloroethane	ND	0.00093	EPA 8260C	10-15-15	10-15-15	
1,2,3-Trichloropropane	ND	0.00093	EPA 8260C	10-15-15	10-15-15	
2-Chlorotoluene	ND	0.00093	EPA 8260C	10-15-15	10-15-15	
4-Chlorotoluene	ND	0.00093	EPA 8260C	10-15-15	10-15-15	
1,3-Dichlorobenzene	ND	0.00093	EPA 8260C	10-15-15	10-15-15	
1,4-Dichlorobenzene	ND	0.00093	EPA 8260C	10-15-15	10-15-15	
1,2-Dichlorobenzene	ND	0.00093	EPA 8260C	10-15-15	10-15-15	
1,2-Dibromo-3-chloropropane	ND	0.0046	EPA 8260C	10-15-15	10-15-15	
1,2,4-Trichlorobenzene	ND	0.00093	EPA 8260C	10-15-15	10-15-15	
Hexachlorobutadiene	ND	0.0046	EPA 8260C	10-15-15	10-15-15	
1,2,3-Trichlorobenzene	ND	0.00093	EPA 8260C	10-15-15	10-15-15	
Surrogate:	***Percent Recovery***	***Control Limits***				
Dibromofluoromethane	***105***	***76-131***				
Toluene-d8	***101***	***83-126***				
4-Bromofluorobenzene	***97***	***60-146***				

This report pertains to the samples analyzed in accordance with the chain of custody,
and is intended only for the use of the individual or company to whom it is addressed.

Date of Report: October 20, 2015
Samples Submitted: October 12, 2015
Laboratory Reference: 1510-084
Project: 457-001

HALOGENATED VOLATILES EPA 8260C
page 1 of 2

Matrix: Soil
Units: mg/kg

Analyte	Result	PQL	Method	Date Prepared	Date Analyzed	Flags
Client ID:	**P2-17-1.0**					
Laboratory ID:	10-084-53					
Dichlorodifluoromethane	ND	0.00097	EPA 8260C	10-15-15	10-15-15	
Chloromethane	ND	0.0048	EPA 8260C	10-15-15	10-15-15	
Vinyl Chloride	ND	0.00097	EPA 8260C	10-15-15	10-15-15	
Bromomethane	ND	0.00097	EPA 8260C	10-15-15	10-15-15	
Chloroethane	ND	0.0048	EPA 8260C	10-15-15	10-15-15	
Trichlorofluoromethane	ND	0.00097	EPA 8260C	10-15-15	10-15-15	
1,1-Dichloroethene	ND	0.00097	EPA 8260C	10-15-15	10-15-15	
Iodomethane	ND	0.0048	EPA 8260C	10-15-15	10-15-15	
Methylene Chloride	ND	0.0048	EPA 8260C	10-15-15	10-15-15	
(trans) 1,2-Dichloroethene	ND	0.00097	EPA 8260C	10-15-15	10-15-15	
1,1-Dichloroethane	ND	0.00097	EPA 8260C	10-15-15	10-15-15	
2,2-Dichloropropane	ND	0.00097	EPA 8260C	10-15-15	10-15-15	
(cis) 1,2-Dichloroethene	ND	0.00097	EPA 8260C	10-15-15	10-15-15	
Bromochloromethane	ND	0.00097	EPA 8260C	10-15-15	10-15-15	
Chloroform	ND	0.00097	EPA 8260C	10-15-15	10-15-15	
1,1,1-Trichloroethane	ND	0.00097	EPA 8260C	10-15-15	10-15-15	
Carbon Tetrachloride	ND	0.00097	EPA 8260C	10-15-15	10-15-15	
1,1-Dichloropropene	ND	0.00097	EPA 8260C	10-15-15	10-15-15	
1,2-Dichloroethane	ND	0.00097	EPA 8260C	10-15-15	10-15-15	
Trichloroethene	ND	0.00097	EPA 8260C	10-15-15	10-15-15	
1,2-Dichloropropane	ND	0.00097	EPA 8260C	10-15-15	10-15-15	
Dibromomethane	ND	0.00097	EPA 8260C	10-15-15	10-15-15	
Bromodichloromethane	ND	0.00097	EPA 8260C	10-15-15	10-15-15	
2-Chloroethyl Vinyl Ether	ND	0.0048	EPA 8260C	10-15-15	10-15-15	
(cis) 1,3-Dichloropropene	ND	0.00097	EPA 8260C	10-15-15	10-15-15	
(trans) 1,3-Dichloropropene	ND	0.00097	EPA 8260C	10-15-15	10-15-15	

This report pertains to the samples analyzed in accordance with the chain of custody,
and is intended only for the use of the individual or company to whom it is addressed.

Date of Report: October 20, 2015
Samples Submitted: October 12, 2015
Laboratory Reference: 1510-084
Project: 457-001

HALOGENATED VOLATILES EPA 8260C
page 2 of 2

Analyte	Result	PQL	Method	Date Prepared	Date Analyzed	Flags
Client ID:	**P2-17-1.0**					
Laboratory ID:	10-084-53					
1,1,2-Trichloroethane	ND	0.00097	EPA 8260C	10-15-15	10-15-15	
Tetrachloroethene	ND	0.00097	EPA 8260C	10-15-15	10-15-15	
1,3-Dichloropropane	ND	0.00097	EPA 8260C	10-15-15	10-15-15	
Dibromochloromethane	ND	0.00097	EPA 8260C	10-15-15	10-15-15	
1,2-Dibromoethane	ND	0.00097	EPA 8260C	10-15-15	10-15-15	
Chlorobenzene	ND	0.00097	EPA 8260C	10-15-15	10-15-15	
1,1,1,2-Tetrachloroethane	ND	0.00097	EPA 8260C	10-15-15	10-15-15	
Bromoform	ND	0.00097	EPA 8260C	10-15-15	10-15-15	
Bromobenzene	ND	0.00097	EPA 8260C	10-15-15	10-15-15	
1,1,2,2-Tetrachloroethane	ND	0.00097	EPA 8260C	10-15-15	10-15-15	
1,2,3-Trichloropropane	ND	0.00097	EPA 8260C	10-15-15	10-15-15	
2-Chlorotoluene	ND	0.00097	EPA 8260C	10-15-15	10-15-15	
4-Chlorotoluene	ND	0.00097	EPA 8260C	10-15-15	10-15-15	
1,3-Dichlorobenzene	ND	0.00097	EPA 8260C	10-15-15	10-15-15	
1,4-Dichlorobenzene	ND	0.00097	EPA 8260C	10-15-15	10-15-15	
1,2-Dichlorobenzene	ND	0.00097	EPA 8260C	10-15-15	10-15-15	
1,2-Dibromo-3-chloropropane	ND	0.0048	EPA 8260C	10-15-15	10-15-15	
1,2,4-Trichlorobenzene	ND	0.00097	EPA 8260C	10-15-15	10-15-15	
Hexachlorobutadiene	ND	0.0048	EPA 8260C	10-15-15	10-15-15	
1,2,3-Trichlorobenzene	ND	0.00097	EPA 8260C	10-15-15	10-15-15	
Surrogate:	***Percent Recovery***	***Control Limits***				
Dibromofluoromethane	***120***	***76-131***				
Toluene-d8	***113***	***83-126***				
4-Bromofluorobenzene	***109***	***60-146***				

This report pertains to the samples analyzed in accordance with the chain of custody,
and is intended only for the use of the individual or company to whom it is addressed.

Date of Report: October 20, 2015
Samples Submitted: October 12, 2015
Laboratory Reference: 1510-084
Project: 457-001

HALOGENATED VOLATILES EPA 8260C
page 1 of 2

Matrix: Soil
Units: mg/kg

Analyte	Result	PQL	Method	Date Prepared	Date Analyzed	Flags
Client ID:	**P2-17-3.0**					
Laboratory ID:	10-084-54					
Dichlorodifluoromethane	ND	0.0011	EPA 8260C	10-15-15	10-15-15	
Chloromethane	ND	0.0056	EPA 8260C	10-15-15	10-15-15	
Vinyl Chloride	ND	0.0011	EPA 8260C	10-15-15	10-15-15	
Bromomethane	ND	0.0011	EPA 8260C	10-15-15	10-15-15	
Chloroethane	ND	0.0056	EPA 8260C	10-15-15	10-15-15	
Trichlorofluoromethane	ND	0.0011	EPA 8260C	10-15-15	10-15-15	
1,1-Dichloroethene	ND	0.0011	EPA 8260C	10-15-15	10-15-15	
Iodomethane	ND	0.0056	EPA 8260C	10-15-15	10-15-15	
Methylene Chloride	ND	0.0056	EPA 8260C	10-15-15	10-15-15	
(trans) 1,2-Dichloroethene	ND	0.0011	EPA 8260C	10-15-15	10-15-15	
1,1-Dichloroethane	ND	0.0011	EPA 8260C	10-15-15	10-15-15	
2,2-Dichloropropane	ND	0.0011	EPA 8260C	10-15-15	10-15-15	
(cis) 1,2-Dichloroethene	ND	0.0011	EPA 8260C	10-15-15	10-15-15	
Bromochloromethane	ND	0.0011	EPA 8260C	10-15-15	10-15-15	
Chloroform	ND	0.0011	EPA 8260C	10-15-15	10-15-15	
1,1,1-Trichloroethane	ND	0.0011	EPA 8260C	10-15-15	10-15-15	
Carbon Tetrachloride	ND	0.0011	EPA 8260C	10-15-15	10-15-15	
1,1-Dichloropropene	ND	0.0011	EPA 8260C	10-15-15	10-15-15	
1,2-Dichloroethane	ND	0.0011	EPA 8260C	10-15-15	10-15-15	
Trichloroethene	ND	0.0011	EPA 8260C	10-15-15	10-15-15	
1,2-Dichloropropane	ND	0.0011	EPA 8260C	10-15-15	10-15-15	
Dibromomethane	ND	0.0011	EPA 8260C	10-15-15	10-15-15	
Bromodichloromethane	ND	0.0011	EPA 8260C	10-15-15	10-15-15	
2-Chloroethyl Vinyl Ether	ND	0.0056	EPA 8260C	10-15-15	10-15-15	
(cis) 1,3-Dichloropropene	ND	0.0011	EPA 8260C	10-15-15	10-15-15	
(trans) 1,3-Dichloropropene	ND	0.0011	EPA 8260C	10-15-15	10-15-15	

This report pertains to the samples analyzed in accordance with the chain of custody,
and is intended only for the use of the individual or company to whom it is addressed.

Date of Report: October 20, 2015
Samples Submitted: October 12, 2015
Laboratory Reference: 1510-084
Project: 457-001

HALOGENATED VOLATILES EPA 8260C
page 2 of 2

Analyte	Result	PQL	Method	Date Prepared	Date Analyzed	Flags
Client ID:	**P2-17-3.0**					
Laboratory ID:	10-084-54					
1,1,2-Trichloroethane	ND	0.0011	EPA 8260C	10-15-15	10-15-15	
Tetrachloroethene	ND	0.0011	EPA 8260C	10-15-15	10-15-15	
1,3-Dichloropropane	ND	0.0011	EPA 8260C	10-15-15	10-15-15	
Dibromochloromethane	ND	0.0011	EPA 8260C	10-15-15	10-15-15	
1,2-Dibromoethane	ND	0.0011	EPA 8260C	10-15-15	10-15-15	
Chlorobenzene	ND	0.0011	EPA 8260C	10-15-15	10-15-15	
1,1,1,2-Tetrachloroethane	ND	0.0011	EPA 8260C	10-15-15	10-15-15	
Bromoform	ND	0.0011	EPA 8260C	10-15-15	10-15-15	
Bromobenzene	ND	0.0011	EPA 8260C	10-15-15	10-15-15	
1,1,2,2-Tetrachloroethane	ND	0.0011	EPA 8260C	10-15-15	10-15-15	
1,2,3-Trichloropropane	ND	0.0011	EPA 8260C	10-15-15	10-15-15	
2-Chlorotoluene	ND	0.0011	EPA 8260C	10-15-15	10-15-15	
4-Chlorotoluene	ND	0.0011	EPA 8260C	10-15-15	10-15-15	
1,3-Dichlorobenzene	ND	0.0011	EPA 8260C	10-15-15	10-15-15	
1,4-Dichlorobenzene	ND	0.0011	EPA 8260C	10-15-15	10-15-15	
1,2-Dichlorobenzene	ND	0.0011	EPA 8260C	10-15-15	10-15-15	
1,2-Dibromo-3-chloropropane	ND	0.0056	EPA 8260C	10-15-15	10-15-15	
1,2,4-Trichlorobenzene	ND	0.0011	EPA 8260C	10-15-15	10-15-15	
Hexachlorobutadiene	ND	0.0056	EPA 8260C	10-15-15	10-15-15	
1,2,3-Trichlorobenzene	ND	0.0011	EPA 8260C	10-15-15	10-15-15	
Surrogate:	***Percent Recovery***	***Control Limits***				
Dibromofluoromethane	***118***	***76-131***				
Toluene-d8	***111***	***83-126***				
4-Bromofluorobenzene	***89***	***60-146***				

This report pertains to the samples analyzed in accordance with the chain of custody,
and is intended only for the use of the individual or company to whom it is addressed.

Date of Report: October 20, 2015
Samples Submitted: October 12, 2015
Laboratory Reference: 1510-084
Project: 457-001

HALOGENATED VOLATILES EPA 8260C
page 1 of 2

Matrix: Soil
Units: mg/kg

Analyte	Result	PQL	Method	Date Prepared	Date Analyzed	Flags
Client ID:	**P2-17-5.0**					
Laboratory ID:	10-084-55					
Dichlorodifluoromethane	ND	0.00092	EPA 8260C	10-15-15	10-15-15	
Chloromethane	ND	0.0046	EPA 8260C	10-15-15	10-15-15	
Vinyl Chloride	ND	0.00092	EPA 8260C	10-15-15	10-15-15	
Bromomethane	ND	0.00092	EPA 8260C	10-15-15	10-15-15	
Chloroethane	ND	0.0046	EPA 8260C	10-15-15	10-15-15	
Trichlorofluoromethane	ND	0.00092	EPA 8260C	10-15-15	10-15-15	
1,1-Dichloroethene	ND	0.00092	EPA 8260C	10-15-15	10-15-15	
Iodomethane	ND	0.0046	EPA 8260C	10-15-15	10-15-15	
Methylene Chloride	ND	0.0046	EPA 8260C	10-15-15	10-15-15	
(trans) 1,2-Dichloroethene	ND	0.00092	EPA 8260C	10-15-15	10-15-15	
1,1-Dichloroethane	ND	0.00092	EPA 8260C	10-15-15	10-15-15	
2,2-Dichloropropane	ND	0.00092	EPA 8260C	10-15-15	10-15-15	
(cis) 1,2-Dichloroethene	ND	0.00092	EPA 8260C	10-15-15	10-15-15	
Bromochloromethane	ND	0.00092	EPA 8260C	10-15-15	10-15-15	
Chloroform	ND	0.00092	EPA 8260C	10-15-15	10-15-15	
1,1,1-Trichloroethane	ND	0.00092	EPA 8260C	10-15-15	10-15-15	
Carbon Tetrachloride	ND	0.00092	EPA 8260C	10-15-15	10-15-15	
1,1-Dichloropropene	ND	0.00092	EPA 8260C	10-15-15	10-15-15	
1,2-Dichloroethane	ND	0.00092	EPA 8260C	10-15-15	10-15-15	
Trichloroethene	ND	0.00092	EPA 8260C	10-15-15	10-15-15	
1,2-Dichloropropane	ND	0.00092	EPA 8260C	10-15-15	10-15-15	
Dibromomethane	ND	0.00092	EPA 8260C	10-15-15	10-15-15	
Bromodichloromethane	ND	0.00092	EPA 8260C	10-15-15	10-15-15	
2-Chloroethyl Vinyl Ether	ND	0.0046	EPA 8260C	10-15-15	10-15-15	
(cis) 1,3-Dichloropropene	ND	0.00092	EPA 8260C	10-15-15	10-15-15	
(trans) 1,3-Dichloropropene	ND	0.00092	EPA 8260C	10-15-15	10-15-15	

This report pertains to the samples analyzed in accordance with the chain of custody,
and is intended only for the use of the individual or company to whom it is addressed.

Date of Report: October 20, 2015
Samples Submitted: October 12, 2015
Laboratory Reference: 1510-084
Project: 457-001

HALOGENATED VOLATILES EPA 8260C
page 2 of 2

Analyte	Result	PQL	Method	Date Prepared	Date Analyzed	Flags
Client ID:	**P2-17-5.0**					
Laboratory ID:	10-084-55					
1,1,2-Trichloroethane	ND	0.00092	EPA 8260C	10-15-15	10-15-15	
Tetrachloroethene	ND	0.00092	EPA 8260C	10-15-15	10-15-15	
1,3-Dichloropropane	ND	0.00092	EPA 8260C	10-15-15	10-15-15	
Dibromochloromethane	ND	0.00092	EPA 8260C	10-15-15	10-15-15	
1,2-Dibromoethane	ND	0.00092	EPA 8260C	10-15-15	10-15-15	
Chlorobenzene	ND	0.00092	EPA 8260C	10-15-15	10-15-15	
1,1,1,2-Tetrachloroethane	ND	0.00092	EPA 8260C	10-15-15	10-15-15	
Bromoform	ND	0.00092	EPA 8260C	10-15-15	10-15-15	
Bromobenzene	ND	0.00092	EPA 8260C	10-15-15	10-15-15	
1,1,2,2-Tetrachloroethane	ND	0.00092	EPA 8260C	10-15-15	10-15-15	
1,2,3-Trichloropropane	ND	0.00092	EPA 8260C	10-15-15	10-15-15	
2-Chlorotoluene	ND	0.00092	EPA 8260C	10-15-15	10-15-15	
4-Chlorotoluene	ND	0.00092	EPA 8260C	10-15-15	10-15-15	
1,3-Dichlorobenzene	ND	0.00092	EPA 8260C	10-15-15	10-15-15	
1,4-Dichlorobenzene	ND	0.00092	EPA 8260C	10-15-15	10-15-15	
1,2-Dichlorobenzene	ND	0.00092	EPA 8260C	10-15-15	10-15-15	
1,2-Dibromo-3-chloropropane	ND	0.0046	EPA 8260C	10-15-15	10-15-15	
1,2,4-Trichlorobenzene	ND	0.00092	EPA 8260C	10-15-15	10-15-15	
Hexachlorobutadiene	ND	0.0046	EPA 8260C	10-15-15	10-15-15	
1,2,3-Trichlorobenzene	ND	0.00092	EPA 8260C	10-15-15	10-15-15	
Surrogate:	***Percent Recovery***	***Control Limits***				
Dibromofluoromethane	***120***	***76-131***				
Toluene-d8	***114***	***83-126***				
4-Bromofluorobenzene	***107***	***60-146***				

This report pertains to the samples analyzed in accordance with the chain of custody,
and is intended only for the use of the individual or company to whom it is addressed.

Date of Report: October 20, 2015
Samples Submitted: October 12, 2015
Laboratory Reference: 1510-084
Project: 457-001

HALOGENATED VOLATILES EPA 8260C
page 1 of 2

Matrix: Soil
Units: mg/kg

Analyte	Result	PQL	Method	Date Prepared	Date Analyzed	Flags
Client ID:	**P2-17-7.5**					
Laboratory ID:	10-084-56					
Dichlorodifluoromethane	ND	0.00090	EPA 8260C	10-15-15	10-15-15	
Chloromethane	ND	0.0045	EPA 8260C	10-15-15	10-15-15	
Vinyl Chloride	ND	0.00090	EPA 8260C	10-15-15	10-15-15	
Bromomethane	ND	0.00090	EPA 8260C	10-15-15	10-15-15	
Chloroethane	ND	0.0045	EPA 8260C	10-15-15	10-15-15	
Trichlorofluoromethane	ND	0.00090	EPA 8260C	10-15-15	10-15-15	
1,1-Dichloroethene	ND	0.00090	EPA 8260C	10-15-15	10-15-15	
Iodomethane	ND	0.0045	EPA 8260C	10-15-15	10-15-15	
Methylene Chloride	ND	0.0045	EPA 8260C	10-15-15	10-15-15	
(trans) 1,2-Dichloroethene	ND	0.00090	EPA 8260C	10-15-15	10-15-15	
1,1-Dichloroethane	ND	0.00090	EPA 8260C	10-15-15	10-15-15	
2,2-Dichloropropane	ND	0.00090	EPA 8260C	10-15-15	10-15-15	
(cis) 1,2-Dichloroethene	ND	0.00090	EPA 8260C	10-15-15	10-15-15	
Bromochloromethane	ND	0.00090	EPA 8260C	10-15-15	10-15-15	
Chloroform	ND	0.00090	EPA 8260C	10-15-15	10-15-15	
1,1,1-Trichloroethane	ND	0.00090	EPA 8260C	10-15-15	10-15-15	
Carbon Tetrachloride	ND	0.00090	EPA 8260C	10-15-15	10-15-15	
1,1-Dichloropropene	ND	0.00090	EPA 8260C	10-15-15	10-15-15	
1,2-Dichloroethane	ND	0.00090	EPA 8260C	10-15-15	10-15-15	
Trichloroethene	ND	0.00090	EPA 8260C	10-15-15	10-15-15	
1,2-Dichloropropane	ND	0.00090	EPA 8260C	10-15-15	10-15-15	
Dibromomethane	ND	0.00090	EPA 8260C	10-15-15	10-15-15	
Bromodichloromethane	ND	0.00090	EPA 8260C	10-15-15	10-15-15	
2-Chloroethyl Vinyl Ether	ND	0.0045	EPA 8260C	10-15-15	10-15-15	
(cis) 1,3-Dichloropropene	ND	0.00090	EPA 8260C	10-15-15	10-15-15	
(trans) 1,3-Dichloropropene	ND	0.00090	EPA 8260C	10-15-15	10-15-15	

This report pertains to the samples analyzed in accordance with the chain of custody,
and is intended only for the use of the individual or company to whom it is addressed.

Date of Report: October 20, 2015
Samples Submitted: October 12, 2015
Laboratory Reference: 1510-084
Project: 457-001

HALOGENATED VOLATILES EPA 8260C
page 2 of 2

Analyte	Result	PQL	Method	Date Prepared	Date Analyzed	Flags
Client ID:	**P2-17-7.5**					
Laboratory ID:	10-084-56					
1,1,2-Trichloroethane	ND	0.00090	EPA 8260C	10-15-15	10-15-15	
Tetrachloroethene	ND	0.00090	EPA 8260C	10-15-15	10-15-15	
1,3-Dichloropropane	ND	0.00090	EPA 8260C	10-15-15	10-15-15	
Dibromochloromethane	ND	0.00090	EPA 8260C	10-15-15	10-15-15	
1,2-Dibromoethane	ND	0.00090	EPA 8260C	10-15-15	10-15-15	
Chlorobenzene	ND	0.00090	EPA 8260C	10-15-15	10-15-15	
1,1,1,2-Tetrachloroethane	ND	0.00090	EPA 8260C	10-15-15	10-15-15	
Bromoform	ND	0.00090	EPA 8260C	10-15-15	10-15-15	
Bromobenzene	ND	0.00090	EPA 8260C	10-15-15	10-15-15	
1,1,2,2-Tetrachloroethane	ND	0.00090	EPA 8260C	10-15-15	10-15-15	
1,2,3-Trichloropropane	ND	0.00090	EPA 8260C	10-15-15	10-15-15	
2-Chlorotoluene	ND	0.00090	EPA 8260C	10-15-15	10-15-15	
4-Chlorotoluene	ND	0.00090	EPA 8260C	10-15-15	10-15-15	
1,3-Dichlorobenzene	ND	0.00090	EPA 8260C	10-15-15	10-15-15	
1,4-Dichlorobenzene	ND	0.00090	EPA 8260C	10-15-15	10-15-15	
1,2-Dichlorobenzene	ND	0.00090	EPA 8260C	10-15-15	10-15-15	
1,2-Dibromo-3-chloropropane	ND	0.0045	EPA 8260C	10-15-15	10-15-15	
1,2,4-Trichlorobenzene	ND	0.00090	EPA 8260C	10-15-15	10-15-15	
Hexachlorobutadiene	ND	0.0045	EPA 8260C	10-15-15	10-15-15	
1,2,3-Trichlorobenzene	ND	0.00090	EPA 8260C	10-15-15	10-15-15	
Surrogate:	***Percent Recovery***	***Control Limits***				
Dibromofluoromethane	***119***	***76-131***				
Toluene-d8	***114***	***83-126***				
4-Bromofluorobenzene	***107***	***60-146***				

This report pertains to the samples analyzed in accordance with the chain of custody,
and is intended only for the use of the individual or company to whom it is addressed.

Date of Report: October 20, 2015
Samples Submitted: October 12, 2015
Laboratory Reference: 1510-084
Project: 457-001

HALOGENATED VOLATILES EPA 8260C
page 1 of 2

Matrix: Soil
Units: mg/kg

Analyte	Result	PQL	Method	Date Prepared	Date Analyzed	Flags
Client ID:	**P2-1-1.0**					
Laboratory ID:	10-084-57					
Dichlorodifluoromethane	ND	0.0012	EPA 8260C	10-15-15	10-15-15	
Chloromethane	ND	0.0061	EPA 8260C	10-15-15	10-15-15	
Vinyl Chloride	ND	0.0012	EPA 8260C	10-15-15	10-15-15	
Bromomethane	ND	0.0012	EPA 8260C	10-15-15	10-15-15	
Chloroethane	ND	0.0061	EPA 8260C	10-15-15	10-15-15	
Trichlorofluoromethane	ND	0.0012	EPA 8260C	10-15-15	10-15-15	
1,1-Dichloroethene	ND	0.0012	EPA 8260C	10-15-15	10-15-15	
Iodomethane	ND	0.0061	EPA 8260C	10-15-15	10-15-15	
Methylene Chloride	ND	0.0061	EPA 8260C	10-15-15	10-15-15	
(trans) 1,2-Dichloroethene	ND	0.0012	EPA 8260C	10-15-15	10-15-15	
1,1-Dichloroethane	ND	0.0012	EPA 8260C	10-15-15	10-15-15	
2,2-Dichloropropane	ND	0.0012	EPA 8260C	10-15-15	10-15-15	
(cis) 1,2-Dichloroethene	ND	0.0012	EPA 8260C	10-15-15	10-15-15	
Bromochloromethane	ND	0.0012	EPA 8260C	10-15-15	10-15-15	
Chloroform	ND	0.0012	EPA 8260C	10-15-15	10-15-15	
1,1,1-Trichloroethane	ND	0.0012	EPA 8260C	10-15-15	10-15-15	
Carbon Tetrachloride	ND	0.0012	EPA 8260C	10-15-15	10-15-15	
1,1-Dichloropropene	ND	0.0012	EPA 8260C	10-15-15	10-15-15	
1,2-Dichloroethane	ND	0.0012	EPA 8260C	10-15-15	10-15-15	
Trichloroethene	ND	0.0012	EPA 8260C	10-15-15	10-15-15	
1,2-Dichloropropane	ND	0.0012	EPA 8260C	10-15-15	10-15-15	
Dibromomethane	ND	0.0012	EPA 8260C	10-15-15	10-15-15	
Bromodichloromethane	ND	0.0012	EPA 8260C	10-15-15	10-15-15	
2-Chloroethyl Vinyl Ether	ND	0.0061	EPA 8260C	10-15-15	10-15-15	
(cis) 1,3-Dichloropropene	ND	0.0012	EPA 8260C	10-15-15	10-15-15	
(trans) 1,3-Dichloropropene	ND	0.0012	EPA 8260C	10-15-15	10-15-15	

This report pertains to the samples analyzed in accordance with the chain of custody,
and is intended only for the use of the individual or company to whom it is addressed.

Date of Report: October 20, 2015
Samples Submitted: October 12, 2015
Laboratory Reference: 1510-084
Project: 457-001

HALOGENATED VOLATILES EPA 8260C
page 2 of 2

Analyte	Result	PQL	Method	Date Prepared	Date Analyzed	Flags
Client ID:	**P2-1-1.0**					
Laboratory ID:	10-084-57					
1,1,2-Trichloroethane	ND	0.0012	EPA 8260C	10-15-15	10-15-15	
Tetrachloroethene	ND	0.0012	EPA 8260C	10-15-15	10-15-15	
1,3-Dichloropropane	ND	0.0012	EPA 8260C	10-15-15	10-15-15	
Dibromochloromethane	ND	0.0012	EPA 8260C	10-15-15	10-15-15	
1,2-Dibromoethane	ND	0.0012	EPA 8260C	10-15-15	10-15-15	
Chlorobenzene	ND	0.0012	EPA 8260C	10-15-15	10-15-15	
1,1,1,2-Tetrachloroethane	ND	0.0012	EPA 8260C	10-15-15	10-15-15	
Bromoform	ND	0.0012	EPA 8260C	10-15-15	10-15-15	
Bromobenzene	ND	0.0012	EPA 8260C	10-15-15	10-15-15	
1,1,2,2-Tetrachloroethane	ND	0.0012	EPA 8260C	10-15-15	10-15-15	
1,2,3-Trichloropropane	ND	0.0012	EPA 8260C	10-15-15	10-15-15	
2-Chlorotoluene	ND	0.0012	EPA 8260C	10-15-15	10-15-15	
4-Chlorotoluene	ND	0.0012	EPA 8260C	10-15-15	10-15-15	
1,3-Dichlorobenzene	ND	0.0012	EPA 8260C	10-15-15	10-15-15	
1,4-Dichlorobenzene	ND	0.0012	EPA 8260C	10-15-15	10-15-15	
1,2-Dichlorobenzene	ND	0.0012	EPA 8260C	10-15-15	10-15-15	
1,2-Dibromo-3-chloropropane	ND	0.0061	EPA 8260C	10-15-15	10-15-15	
1,2,4-Trichlorobenzene	ND	0.0012	EPA 8260C	10-15-15	10-15-15	
Hexachlorobutadiene	ND	0.0061	EPA 8260C	10-15-15	10-15-15	
1,2,3-Trichlorobenzene	ND	0.0012	EPA 8260C	10-15-15	10-15-15	
Surrogate:	***Percent Recovery***	***Control Limits***				
Dibromofluoromethane	***114***	***76-131***				
Toluene-d8	***110***	***83-126***				
4-Bromofluorobenzene	***107***	***60-146***				

This report pertains to the samples analyzed in accordance with the chain of custody,
and is intended only for the use of the individual or company to whom it is addressed.

Date of Report: October 20, 2015
Samples Submitted: October 12, 2015
Laboratory Reference: 1510-084
Project: 457-001

HALOGENATED VOLATILES EPA 8260C
page 1 of 2

Matrix: Soil
Units: mg/kg

Analyte	Result	PQL	Method	Date Prepared	Date Analyzed	Flags
Client ID:	**P2-1-3.0**					
Laboratory ID:	10-084-58					
Dichlorodifluoromethane	ND	0.0013	EPA 8260C	10-15-15	10-15-15	
Chloromethane	ND	0.0066	EPA 8260C	10-15-15	10-15-15	
Vinyl Chloride	ND	0.0013	EPA 8260C	10-15-15	10-15-15	
Bromomethane	ND	0.0013	EPA 8260C	10-15-15	10-15-15	
Chloroethane	ND	0.0066	EPA 8260C	10-15-15	10-15-15	
Trichlorofluoromethane	ND	0.0013	EPA 8260C	10-15-15	10-15-15	
1,1-Dichloroethene	ND	0.0013	EPA 8260C	10-15-15	10-15-15	
Iodomethane	ND	0.0066	EPA 8260C	10-15-15	10-15-15	
Methylene Chloride	ND	0.0066	EPA 8260C	10-15-15	10-15-15	
(trans) 1,2-Dichloroethene	ND	0.0013	EPA 8260C	10-15-15	10-15-15	
1,1-Dichloroethane	ND	0.0013	EPA 8260C	10-15-15	10-15-15	
2,2-Dichloropropane	ND	0.0013	EPA 8260C	10-15-15	10-15-15	
(cis) 1,2-Dichloroethene	ND	0.0013	EPA 8260C	10-15-15	10-15-15	
Bromochloromethane	ND	0.0013	EPA 8260C	10-15-15	10-15-15	
Chloroform	ND	0.0013	EPA 8260C	10-15-15	10-15-15	
1,1,1-Trichloroethane	ND	0.0013	EPA 8260C	10-15-15	10-15-15	
Carbon Tetrachloride	ND	0.0013	EPA 8260C	10-15-15	10-15-15	
1,1-Dichloropropene	ND	0.0013	EPA 8260C	10-15-15	10-15-15	
1,2-Dichloroethane	ND	0.0013	EPA 8260C	10-15-15	10-15-15	
Trichloroethene	ND	0.0013	EPA 8260C	10-15-15	10-15-15	
1,2-Dichloropropane	ND	0.0013	EPA 8260C	10-15-15	10-15-15	
Dibromomethane	ND	0.0013	EPA 8260C	10-15-15	10-15-15	
Bromodichloromethane	ND	0.0013	EPA 8260C	10-15-15	10-15-15	
2-Chloroethyl Vinyl Ether	ND	0.0066	EPA 8260C	10-15-15	10-15-15	
(cis) 1,3-Dichloropropene	ND	0.0013	EPA 8260C	10-15-15	10-15-15	
(trans) 1,3-Dichloropropene	ND	0.0013	EPA 8260C	10-15-15	10-15-15	

This report pertains to the samples analyzed in accordance with the chain of custody,
and is intended only for the use of the individual or company to whom it is addressed.

Date of Report: October 20, 2015
Samples Submitted: October 12, 2015
Laboratory Reference: 1510-084
Project: 457-001

HALOGENATED VOLATILES EPA 8260C
page 2 of 2

Analyte	Result	PQL	Method	Date Prepared	Date Analyzed	Flags
Client ID:	**P2-1-3.0**					
Laboratory ID:	10-084-58					
1,1,2-Trichloroethane	ND	0.0013	EPA 8260C	10-15-15	10-15-15	
Tetrachloroethene	ND	0.0013	EPA 8260C	10-15-15	10-15-15	
1,3-Dichloropropane	ND	0.0013	EPA 8260C	10-15-15	10-15-15	
Dibromochloromethane	ND	0.0013	EPA 8260C	10-15-15	10-15-15	
1,2-Dibromoethane	ND	0.0013	EPA 8260C	10-15-15	10-15-15	
Chlorobenzene	ND	0.0013	EPA 8260C	10-15-15	10-15-15	
1,1,1,2-Tetrachloroethane	ND	0.0013	EPA 8260C	10-15-15	10-15-15	
Bromoform	ND	0.0013	EPA 8260C	10-15-15	10-15-15	
Bromobenzene	ND	0.0013	EPA 8260C	10-15-15	10-15-15	
1,1,2,2-Tetrachloroethane	ND	0.0013	EPA 8260C	10-15-15	10-15-15	
1,2,3-Trichloropropane	ND	0.0013	EPA 8260C	10-15-15	10-15-15	
2-Chlorotoluene	ND	0.0013	EPA 8260C	10-15-15	10-15-15	
4-Chlorotoluene	ND	0.0013	EPA 8260C	10-15-15	10-15-15	
1,3-Dichlorobenzene	ND	0.0013	EPA 8260C	10-15-15	10-15-15	
1,4-Dichlorobenzene	ND	0.0013	EPA 8260C	10-15-15	10-15-15	
1,2-Dichlorobenzene	ND	0.0013	EPA 8260C	10-15-15	10-15-15	
1,2-Dibromo-3-chloropropane	ND	0.0066	EPA 8260C	10-15-15	10-15-15	
1,2,4-Trichlorobenzene	ND	0.0013	EPA 8260C	10-15-15	10-15-15	
Hexachlorobutadiene	ND	0.0066	EPA 8260C	10-15-15	10-15-15	
1,2,3-Trichlorobenzene	ND	0.0013	EPA 8260C	10-15-15	10-15-15	
Surrogate:	***Percent Recovery***	***Control Limits***				
Dibromofluoromethane	***120***	***76-131***				
Toluene-d8	***113***	***83-126***				
4-Bromofluorobenzene	***94***	***60-146***				

This report pertains to the samples analyzed in accordance with the chain of custody,
and is intended only for the use of the individual or company to whom it is addressed.

Date of Report: October 20, 2015
Samples Submitted: October 12, 2015
Laboratory Reference: 1510-084
Project: 457-001

HALOGENATED VOLATILES EPA 8260C
page 1 of 2

Matrix: Soil
Units: mg/kg

Analyte	Result	PQL	Method	Date Prepared	Date Analyzed	Flags
Client ID:	**P2-2-1.0**					
Laboratory ID:	10-084-59					
Dichlorodifluoromethane	ND	0.0012	EPA 8260C	10-15-15	10-15-15	
Chloromethane	ND	0.0059	EPA 8260C	10-15-15	10-15-15	
Vinyl Chloride	ND	0.0012	EPA 8260C	10-15-15	10-15-15	
Bromomethane	ND	0.0012	EPA 8260C	10-15-15	10-15-15	
Chloroethane	ND	0.0059	EPA 8260C	10-15-15	10-15-15	
Trichlorofluoromethane	ND	0.0012	EPA 8260C	10-15-15	10-15-15	
1,1-Dichloroethene	ND	0.0012	EPA 8260C	10-15-15	10-15-15	
Iodomethane	ND	0.0059	EPA 8260C	10-15-15	10-15-15	
Methylene Chloride	ND	0.0059	EPA 8260C	10-15-15	10-15-15	
(trans) 1,2-Dichloroethene	ND	0.0012	EPA 8260C	10-15-15	10-15-15	
1,1-Dichloroethane	ND	0.0012	EPA 8260C	10-15-15	10-15-15	
2,2-Dichloropropane	ND	0.0012	EPA 8260C	10-15-15	10-15-15	
(cis) 1,2-Dichloroethene	ND	0.0012	EPA 8260C	10-15-15	10-15-15	
Bromochloromethane	ND	0.0012	EPA 8260C	10-15-15	10-15-15	
Chloroform	ND	0.0012	EPA 8260C	10-15-15	10-15-15	
1,1,1-Trichloroethane	ND	0.0012	EPA 8260C	10-15-15	10-15-15	
Carbon Tetrachloride	ND	0.0012	EPA 8260C	10-15-15	10-15-15	
1,1-Dichloropropene	ND	0.0012	EPA 8260C	10-15-15	10-15-15	
1,2-Dichloroethane	ND	0.0012	EPA 8260C	10-15-15	10-15-15	
Trichloroethene	ND	0.0012	EPA 8260C	10-15-15	10-15-15	
1,2-Dichloropropane	ND	0.0012	EPA 8260C	10-15-15	10-15-15	
Dibromomethane	ND	0.0012	EPA 8260C	10-15-15	10-15-15	
Bromodichloromethane	ND	0.0012	EPA 8260C	10-15-15	10-15-15	
2-Chloroethyl Vinyl Ether	ND	0.0059	EPA 8260C	10-15-15	10-15-15	
(cis) 1,3-Dichloropropene	ND	0.0012	EPA 8260C	10-15-15	10-15-15	
(trans) 1,3-Dichloropropene	ND	0.0012	EPA 8260C	10-15-15	10-15-15	

This report pertains to the samples analyzed in accordance with the chain of custody,
and is intended only for the use of the individual or company to whom it is addressed.

Date of Report: October 20, 2015
Samples Submitted: October 12, 2015
Laboratory Reference: 1510-084
Project: 457-001

HALOGENATED VOLATILES EPA 8260C
page 2 of 2

Analyte	Result	PQL	Method	Date Prepared	Date Analyzed	Flags
Client ID:	**P2-2-1.0**					
Laboratory ID:	10-084-59					
1,1,2-Trichloroethane	ND	0.0012	EPA 8260C	10-15-15	10-15-15	
Tetrachloroethene	ND	0.0012	EPA 8260C	10-15-15	10-15-15	
1,3-Dichloropropane	ND	0.0012	EPA 8260C	10-15-15	10-15-15	
Dibromochloromethane	ND	0.0012	EPA 8260C	10-15-15	10-15-15	
1,2-Dibromoethane	ND	0.0012	EPA 8260C	10-15-15	10-15-15	
Chlorobenzene	ND	0.0012	EPA 8260C	10-15-15	10-15-15	
1,1,1,2-Tetrachloroethane	ND	0.0012	EPA 8260C	10-15-15	10-15-15	
Bromoform	ND	0.0012	EPA 8260C	10-15-15	10-15-15	
Bromobenzene	ND	0.0012	EPA 8260C	10-15-15	10-15-15	
1,1,2,2-Tetrachloroethane	ND	0.0012	EPA 8260C	10-15-15	10-15-15	
1,2,3-Trichloropropane	ND	0.0012	EPA 8260C	10-15-15	10-15-15	
2-Chlorotoluene	ND	0.0012	EPA 8260C	10-15-15	10-15-15	
4-Chlorotoluene	ND	0.0012	EPA 8260C	10-15-15	10-15-15	
1,3-Dichlorobenzene	ND	0.0012	EPA 8260C	10-15-15	10-15-15	
1,4-Dichlorobenzene	ND	0.0012	EPA 8260C	10-15-15	10-15-15	
1,2-Dichlorobenzene	ND	0.0012	EPA 8260C	10-15-15	10-15-15	
1,2-Dibromo-3-chloropropane	ND	0.0059	EPA 8260C	10-15-15	10-15-15	
1,2,4-Trichlorobenzene	ND	0.0012	EPA 8260C	10-15-15	10-15-15	
Hexachlorobutadiene	ND	0.0059	EPA 8260C	10-15-15	10-15-15	
1,2,3-Trichlorobenzene	ND	0.0012	EPA 8260C	10-15-15	10-15-15	
Surrogate:	***Percent Recovery***	***Control Limits***				
Dibromofluoromethane	***119***	***76-131***				
Toluene-d8	***113***	***83-126***				
4-Bromofluorobenzene	***109***	***60-146***				

This report pertains to the samples analyzed in accordance with the chain of custody,
and is intended only for the use of the individual or company to whom it is addressed.

Date of Report: October 20, 2015
Samples Submitted: October 12, 2015
Laboratory Reference: 1510-084
Project: 457-001

HALOGENATED VOLATILES EPA 8260C
page 1 of 2

Matrix: Soil
Units: mg/kg

Analyte	Result	PQL	Method	Date Prepared	Date Analyzed	Flags
Client ID:	**P2-2-3.0**					
Laboratory ID:	10-084-60					
Dichlorodifluoromethane	ND	0.0011	EPA 8260C	10-15-15	10-15-15	
Chloromethane	ND	0.0056	EPA 8260C	10-15-15	10-15-15	
Vinyl Chloride	ND	0.0011	EPA 8260C	10-15-15	10-15-15	
Bromomethane	ND	0.0011	EPA 8260C	10-15-15	10-15-15	
Chloroethane	ND	0.0056	EPA 8260C	10-15-15	10-15-15	
Trichlorofluoromethane	ND	0.0011	EPA 8260C	10-15-15	10-15-15	
1,1-Dichloroethene	ND	0.0011	EPA 8260C	10-15-15	10-15-15	
Iodomethane	ND	0.0056	EPA 8260C	10-15-15	10-15-15	
Methylene Chloride	ND	0.0056	EPA 8260C	10-15-15	10-15-15	
(trans) 1,2-Dichloroethene	ND	0.0011	EPA 8260C	10-15-15	10-15-15	
1,1-Dichloroethane	ND	0.0011	EPA 8260C	10-15-15	10-15-15	
2,2-Dichloropropane	ND	0.0011	EPA 8260C	10-15-15	10-15-15	
(cis) 1,2-Dichloroethene	ND	0.0011	EPA 8260C	10-15-15	10-15-15	
Bromochloromethane	ND	0.0011	EPA 8260C	10-15-15	10-15-15	
Chloroform	ND	0.0011	EPA 8260C	10-15-15	10-15-15	
1,1,1-Trichloroethane	ND	0.0011	EPA 8260C	10-15-15	10-15-15	
Carbon Tetrachloride	ND	0.0011	EPA 8260C	10-15-15	10-15-15	
1,1-Dichloropropene	ND	0.0011	EPA 8260C	10-15-15	10-15-15	
1,2-Dichloroethane	ND	0.0011	EPA 8260C	10-15-15	10-15-15	
Trichloroethene	ND	0.0011	EPA 8260C	10-15-15	10-15-15	
1,2-Dichloropropane	ND	0.0011	EPA 8260C	10-15-15	10-15-15	
Dibromomethane	ND	0.0011	EPA 8260C	10-15-15	10-15-15	
Bromodichloromethane	ND	0.0011	EPA 8260C	10-15-15	10-15-15	
2-Chloroethyl Vinyl Ether	ND	0.0056	EPA 8260C	10-15-15	10-15-15	
(cis) 1,3-Dichloropropene	ND	0.0011	EPA 8260C	10-15-15	10-15-15	
(trans) 1,3-Dichloropropene	ND	0.0011	EPA 8260C	10-15-15	10-15-15	

This report pertains to the samples analyzed in accordance with the chain of custody,
and is intended only for the use of the individual or company to whom it is addressed.

Date of Report: October 20, 2015
Samples Submitted: October 12, 2015
Laboratory Reference: 1510-084
Project: 457-001

HALOGENATED VOLATILES EPA 8260C
page 2 of 2

Analyte	Result	PQL	Method	Date Prepared	Date Analyzed	Flags
Client ID:	**P2-2-3.0**					
Laboratory ID:	10-084-60					
1,1,2-Trichloroethane	ND	0.0011	EPA 8260C	10-15-15	10-15-15	
Tetrachloroethene	ND	0.0011	EPA 8260C	10-15-15	10-15-15	
1,3-Dichloropropane	ND	0.0011	EPA 8260C	10-15-15	10-15-15	
Dibromochloromethane	ND	0.0011	EPA 8260C	10-15-15	10-15-15	
1,2-Dibromoethane	ND	0.0011	EPA 8260C	10-15-15	10-15-15	
Chlorobenzene	ND	0.0011	EPA 8260C	10-15-15	10-15-15	
1,1,1,2-Tetrachloroethane	ND	0.0011	EPA 8260C	10-15-15	10-15-15	
Bromoform	ND	0.0011	EPA 8260C	10-15-15	10-15-15	
Bromobenzene	ND	0.0011	EPA 8260C	10-15-15	10-15-15	
1,1,2,2-Tetrachloroethane	ND	0.0011	EPA 8260C	10-15-15	10-15-15	
1,2,3-Trichloropropane	ND	0.0011	EPA 8260C	10-15-15	10-15-15	
2-Chlorotoluene	ND	0.0011	EPA 8260C	10-15-15	10-15-15	
4-Chlorotoluene	ND	0.0011	EPA 8260C	10-15-15	10-15-15	
1,3-Dichlorobenzene	ND	0.0011	EPA 8260C	10-15-15	10-15-15	
1,4-Dichlorobenzene	ND	0.0011	EPA 8260C	10-15-15	10-15-15	
1,2-Dichlorobenzene	ND	0.0011	EPA 8260C	10-15-15	10-15-15	
1,2-Dibromo-3-chloropropane	ND	0.0056	EPA 8260C	10-15-15	10-15-15	
1,2,4-Trichlorobenzene	ND	0.0011	EPA 8260C	10-15-15	10-15-15	
Hexachlorobutadiene	ND	0.0056	EPA 8260C	10-15-15	10-15-15	
1,2,3-Trichlorobenzene	ND	0.0011	EPA 8260C	10-15-15	10-15-15	
Surrogate:	***Percent Recovery***	***Control Limits***				
Dibromofluoromethane	***121***	***76-131***				
Toluene-d8	***111***	***83-126***				
4-Bromofluorobenzene	***98***	***60-146***				

This report pertains to the samples analyzed in accordance with the chain of custody,
and is intended only for the use of the individual or company to whom it is addressed.

Date of Report: October 20, 2015
Samples Submitted: October 12, 2015
Laboratory Reference: 1510-084
Project: 457-001

HALOGENATED VOLATILES EPA 8260C
page 1 of 2

Matrix: Soil
Units: mg/kg

Analyte	Result	PQL	Method	Date Prepared	Date Analyzed	Flags
Client ID:	**P2-2-5.0**					
Laboratory ID:	10-084-61					
Dichlorodifluoromethane	ND	0.00097	EPA 8260C	10-15-15	10-15-15	
Chloromethane	ND	0.0048	EPA 8260C	10-15-15	10-15-15	
Vinyl Chloride	ND	0.00097	EPA 8260C	10-15-15	10-15-15	
Bromomethane	ND	0.00097	EPA 8260C	10-15-15	10-15-15	
Chloroethane	ND	0.0048	EPA 8260C	10-15-15	10-15-15	
Trichlorofluoromethane	ND	0.00097	EPA 8260C	10-15-15	10-15-15	
1,1-Dichloroethene	ND	0.00097	EPA 8260C	10-15-15	10-15-15	
Iodomethane	ND	0.0048	EPA 8260C	10-15-15	10-15-15	
Methylene Chloride	ND	0.0048	EPA 8260C	10-15-15	10-15-15	
(trans) 1,2-Dichloroethene	ND	0.00097	EPA 8260C	10-15-15	10-15-15	
1,1-Dichloroethane	ND	0.00097	EPA 8260C	10-15-15	10-15-15	
2,2-Dichloropropane	ND	0.00097	EPA 8260C	10-15-15	10-15-15	
(cis) 1,2-Dichloroethene	ND	0.00097	EPA 8260C	10-15-15	10-15-15	
Bromochloromethane	ND	0.00097	EPA 8260C	10-15-15	10-15-15	
Chloroform	ND	0.00097	EPA 8260C	10-15-15	10-15-15	
1,1,1-Trichloroethane	ND	0.00097	EPA 8260C	10-15-15	10-15-15	
Carbon Tetrachloride	ND	0.00097	EPA 8260C	10-15-15	10-15-15	
1,1-Dichloropropene	ND	0.00097	EPA 8260C	10-15-15	10-15-15	
1,2-Dichloroethane	ND	0.00097	EPA 8260C	10-15-15	10-15-15	
Trichloroethene	ND	0.00097	EPA 8260C	10-15-15	10-15-15	
1,2-Dichloropropane	ND	0.00097	EPA 8260C	10-15-15	10-15-15	
Dibromomethane	ND	0.00097	EPA 8260C	10-15-15	10-15-15	
Bromodichloromethane	ND	0.00097	EPA 8260C	10-15-15	10-15-15	
2-Chloroethyl Vinyl Ether	ND	0.0048	EPA 8260C	10-15-15	10-15-15	
(cis) 1,3-Dichloropropene	ND	0.00097	EPA 8260C	10-15-15	10-15-15	
(trans) 1,3-Dichloropropene	ND	0.00097	EPA 8260C	10-15-15	10-15-15	

This report pertains to the samples analyzed in accordance with the chain of custody,
and is intended only for the use of the individual or company to whom it is addressed.

Date of Report: October 20, 2015
Samples Submitted: October 12, 2015
Laboratory Reference: 1510-084
Project: 457-001

HALOGENATED VOLATILES EPA 8260C
page 2 of 2

Analyte	Result	PQL	Method	Date Prepared	Date Analyzed	Flags
Client ID:	**P2-2-5.0**					
Laboratory ID:	10-084-61					
1,1,2-Trichloroethane	ND	0.00097	EPA 8260C	10-15-15	10-15-15	
Tetrachloroethene	ND	0.00097	EPA 8260C	10-15-15	10-15-15	
1,3-Dichloropropane	ND	0.00097	EPA 8260C	10-15-15	10-15-15	
Dibromochloromethane	ND	0.00097	EPA 8260C	10-15-15	10-15-15	
1,2-Dibromoethane	ND	0.00097	EPA 8260C	10-15-15	10-15-15	
Chlorobenzene	ND	0.00097	EPA 8260C	10-15-15	10-15-15	
1,1,1,2-Tetrachloroethane	ND	0.00097	EPA 8260C	10-15-15	10-15-15	
Bromoform	ND	0.00097	EPA 8260C	10-15-15	10-15-15	
Bromobenzene	ND	0.00097	EPA 8260C	10-15-15	10-15-15	
1,1,2,2-Tetrachloroethane	ND	0.00097	EPA 8260C	10-15-15	10-15-15	
1,2,3-Trichloropropane	ND	0.00097	EPA 8260C	10-15-15	10-15-15	
2-Chlorotoluene	ND	0.00097	EPA 8260C	10-15-15	10-15-15	
4-Chlorotoluene	ND	0.00097	EPA 8260C	10-15-15	10-15-15	
1,3-Dichlorobenzene	ND	0.00097	EPA 8260C	10-15-15	10-15-15	
1,4-Dichlorobenzene	ND	0.00097	EPA 8260C	10-15-15	10-15-15	
1,2-Dichlorobenzene	ND	0.00097	EPA 8260C	10-15-15	10-15-15	
1,2-Dibromo-3-chloropropane	ND	0.0048	EPA 8260C	10-15-15	10-15-15	
1,2,4-Trichlorobenzene	ND	0.00097	EPA 8260C	10-15-15	10-15-15	
Hexachlorobutadiene	ND	0.0048	EPA 8260C	10-15-15	10-15-15	
1,2,3-Trichlorobenzene	ND	0.00097	EPA 8260C	10-15-15	10-15-15	
Surrogate:	***Percent Recovery***	***Control Limits***				
Dibromofluoromethane	***120***	***76-131***				
Toluene-d8	***114***	***83-126***				
4-Bromofluorobenzene	***108***	***60-146***				

This report pertains to the samples analyzed in accordance with the chain of custody,
and is intended only for the use of the individual or company to whom it is addressed.

Date of Report: October 20, 2015
Samples Submitted: October 12, 2015
Laboratory Reference: 1510-084
Project: 457-001

HALOGENATED VOLATILES EPA 8260C
page 1 of 2

Matrix: Soil
Units: mg/kg

Analyte	Result	PQL	Method	Date Prepared	Date Analyzed	Flags
Client ID:	**P2-2-8.0**					
Laboratory ID:	10-084-62					
Dichlorodifluoromethane	ND	0.00094	EPA 8260C	10-15-15	10-15-15	
Chloromethane	ND	0.0047	EPA 8260C	10-15-15	10-15-15	
Vinyl Chloride	ND	0.00094	EPA 8260C	10-15-15	10-15-15	
Bromomethane	ND	0.00094	EPA 8260C	10-15-15	10-15-15	
Chloroethane	ND	0.0047	EPA 8260C	10-15-15	10-15-15	
Trichlorofluoromethane	ND	0.00094	EPA 8260C	10-15-15	10-15-15	
1,1-Dichloroethene	ND	0.00094	EPA 8260C	10-15-15	10-15-15	
Iodomethane	ND	0.0047	EPA 8260C	10-15-15	10-15-15	
Methylene Chloride	ND	0.0047	EPA 8260C	10-15-15	10-15-15	
(trans) 1,2-Dichloroethene	ND	0.00094	EPA 8260C	10-15-15	10-15-15	
1,1-Dichloroethane	ND	0.00094	EPA 8260C	10-15-15	10-15-15	
2,2-Dichloropropane	ND	0.00094	EPA 8260C	10-15-15	10-15-15	
(cis) 1,2-Dichloroethene	ND	0.00094	EPA 8260C	10-15-15	10-15-15	
Bromochloromethane	ND	0.00094	EPA 8260C	10-15-15	10-15-15	
Chloroform	ND	0.00094	EPA 8260C	10-15-15	10-15-15	
1,1,1-Trichloroethane	ND	0.00094	EPA 8260C	10-15-15	10-15-15	
Carbon Tetrachloride	ND	0.00094	EPA 8260C	10-15-15	10-15-15	
1,1-Dichloropropene	ND	0.00094	EPA 8260C	10-15-15	10-15-15	
1,2-Dichloroethane	ND	0.00094	EPA 8260C	10-15-15	10-15-15	
Trichloroethene	ND	0.00094	EPA 8260C	10-15-15	10-15-15	
1,2-Dichloropropane	ND	0.00094	EPA 8260C	10-15-15	10-15-15	
Dibromomethane	ND	0.00094	EPA 8260C	10-15-15	10-15-15	
Bromodichloromethane	ND	0.00094	EPA 8260C	10-15-15	10-15-15	
2-Chloroethyl Vinyl Ether	ND	0.0047	EPA 8260C	10-15-15	10-15-15	
(cis) 1,3-Dichloropropene	ND	0.00094	EPA 8260C	10-15-15	10-15-15	
(trans) 1,3-Dichloropropene	ND	0.00094	EPA 8260C	10-15-15	10-15-15	

This report pertains to the samples analyzed in accordance with the chain of custody,
and is intended only for the use of the individual or company to whom it is addressed.

Date of Report: October 20, 2015
Samples Submitted: October 12, 2015
Laboratory Reference: 1510-084
Project: 457-001

HALOGENATED VOLATILES EPA 8260C
page 2 of 2

Analyte	Result	PQL	Method	Date Prepared	Date Analyzed	Flags
Client ID:	**P2-2-8.0**					
Laboratory ID:	10-084-62					
1,1,2-Trichloroethane	ND	0.00094	EPA 8260C	10-15-15	10-15-15	
Tetrachloroethene	ND	0.00094	EPA 8260C	10-15-15	10-15-15	
1,3-Dichloropropane	ND	0.00094	EPA 8260C	10-15-15	10-15-15	
Dibromochloromethane	ND	0.00094	EPA 8260C	10-15-15	10-15-15	
1,2-Dibromoethane	ND	0.00094	EPA 8260C	10-15-15	10-15-15	
Chlorobenzene	ND	0.00094	EPA 8260C	10-15-15	10-15-15	
1,1,1,2-Tetrachloroethane	ND	0.00094	EPA 8260C	10-15-15	10-15-15	
Bromoform	ND	0.00094	EPA 8260C	10-15-15	10-15-15	
Bromobenzene	ND	0.00094	EPA 8260C	10-15-15	10-15-15	
1,1,2,2-Tetrachloroethane	ND	0.00094	EPA 8260C	10-15-15	10-15-15	
1,2,3-Trichloropropane	ND	0.00094	EPA 8260C	10-15-15	10-15-15	
2-Chlorotoluene	ND	0.00094	EPA 8260C	10-15-15	10-15-15	
4-Chlorotoluene	ND	0.00094	EPA 8260C	10-15-15	10-15-15	
1,3-Dichlorobenzene	ND	0.00094	EPA 8260C	10-15-15	10-15-15	
1,4-Dichlorobenzene	ND	0.00094	EPA 8260C	10-15-15	10-15-15	
1,2-Dichlorobenzene	ND	0.00094	EPA 8260C	10-15-15	10-15-15	
1,2-Dibromo-3-chloropropane	ND	0.0047	EPA 8260C	10-15-15	10-15-15	
1,2,4-Trichlorobenzene	ND	0.00094	EPA 8260C	10-15-15	10-15-15	
Hexachlorobutadiene	ND	0.0047	EPA 8260C	10-15-15	10-15-15	
1,2,3-Trichlorobenzene	ND	0.00094	EPA 8260C	10-15-15	10-15-15	
Surrogate:	***Percent Recovery***	***Control Limits***				
Dibromofluoromethane	***119***	***76-131***				
Toluene-d8	***114***	***83-126***				
4-Bromofluorobenzene	***109***	***60-146***				

This report pertains to the samples analyzed in accordance with the chain of custody,
and is intended only for the use of the individual or company to whom it is addressed.

Date of Report: October 20, 2015
Samples Submitted: October 12, 2015
Laboratory Reference: 1510-084
Project: 457-001

HALOGENATED VOLATILES EPA 8260C
page 1 of 2

Matrix: Soil
Units: mg/kg

Analyte	Result	PQL	Method	Date Prepared	Date Analyzed	Flags
Client ID:	**P2-3-1.0**					
Laboratory ID:	10-084-63					
Dichlorodifluoromethane	ND	0.0010	EPA 8260C	10-15-15	10-15-15	
Chloromethane	ND	0.0050	EPA 8260C	10-15-15	10-15-15	
Vinyl Chloride	ND	0.0010	EPA 8260C	10-15-15	10-15-15	
Bromomethane	ND	0.0010	EPA 8260C	10-15-15	10-15-15	
Chloroethane	ND	0.0050	EPA 8260C	10-15-15	10-15-15	
Trichlorofluoromethane	ND	0.0010	EPA 8260C	10-15-15	10-15-15	
1,1-Dichloroethene	ND	0.0010	EPA 8260C	10-15-15	10-15-15	
Iodomethane	ND	0.0050	EPA 8260C	10-15-15	10-15-15	
Methylene Chloride	ND	0.0050	EPA 8260C	10-15-15	10-15-15	
(trans) 1,2-Dichloroethene	ND	0.0010	EPA 8260C	10-15-15	10-15-15	
1,1-Dichloroethane	ND	0.0010	EPA 8260C	10-15-15	10-15-15	
2,2-Dichloropropane	ND	0.0010	EPA 8260C	10-15-15	10-15-15	
(cis) 1,2-Dichloroethene	ND	0.0010	EPA 8260C	10-15-15	10-15-15	
Bromochloromethane	ND	0.0010	EPA 8260C	10-15-15	10-15-15	
Chloroform	ND	0.0010	EPA 8260C	10-15-15	10-15-15	
1,1,1-Trichloroethane	ND	0.0010	EPA 8260C	10-15-15	10-15-15	
Carbon Tetrachloride	ND	0.0010	EPA 8260C	10-15-15	10-15-15	
1,1-Dichloropropene	ND	0.0010	EPA 8260C	10-15-15	10-15-15	
1,2-Dichloroethane	ND	0.0010	EPA 8260C	10-15-15	10-15-15	
Trichloroethene	ND	0.0010	EPA 8260C	10-15-15	10-15-15	
1,2-Dichloropropane	ND	0.0010	EPA 8260C	10-15-15	10-15-15	
Dibromomethane	ND	0.0010	EPA 8260C	10-15-15	10-15-15	
Bromodichloromethane	ND	0.0010	EPA 8260C	10-15-15	10-15-15	
2-Chloroethyl Vinyl Ether	ND	0.0050	EPA 8260C	10-15-15	10-15-15	
(cis) 1,3-Dichloropropene	ND	0.0010	EPA 8260C	10-15-15	10-15-15	
(trans) 1,3-Dichloropropene	ND	0.0010	EPA 8260C	10-15-15	10-15-15	

This report pertains to the samples analyzed in accordance with the chain of custody,
and is intended only for the use of the individual or company to whom it is addressed.

Date of Report: October 20, 2015
Samples Submitted: October 12, 2015
Laboratory Reference: 1510-084
Project: 457-001

HALOGENATED VOLATILES EPA 8260C
page 2 of 2

Analyte	Result	PQL	Method	Date Prepared	Date Analyzed	Flags
Client ID:	**P2-3-1.0**					
Laboratory ID:	10-084-63					
1,1,2-Trichloroethane	ND	0.0010	EPA 8260C	10-15-15	10-15-15	
Tetrachloroethene	ND	0.0010	EPA 8260C	10-15-15	10-15-15	
1,3-Dichloropropane	ND	0.0010	EPA 8260C	10-15-15	10-15-15	
Dibromochloromethane	ND	0.0010	EPA 8260C	10-15-15	10-15-15	
1,2-Dibromoethane	ND	0.0010	EPA 8260C	10-15-15	10-15-15	
Chlorobenzene	ND	0.0010	EPA 8260C	10-15-15	10-15-15	
1,1,1,2-Tetrachloroethane	ND	0.0010	EPA 8260C	10-15-15	10-15-15	
Bromoform	ND	0.0010	EPA 8260C	10-15-15	10-15-15	
Bromobenzene	ND	0.0010	EPA 8260C	10-15-15	10-15-15	
1,1,2,2-Tetrachloroethane	ND	0.0010	EPA 8260C	10-15-15	10-15-15	
1,2,3-Trichloropropane	ND	0.0010	EPA 8260C	10-15-15	10-15-15	
2-Chlorotoluene	ND	0.0010	EPA 8260C	10-15-15	10-15-15	
4-Chlorotoluene	ND	0.0010	EPA 8260C	10-15-15	10-15-15	
1,3-Dichlorobenzene	ND	0.0010	EPA 8260C	10-15-15	10-15-15	
1,4-Dichlorobenzene	ND	0.0010	EPA 8260C	10-15-15	10-15-15	
1,2-Dichlorobenzene	ND	0.0010	EPA 8260C	10-15-15	10-15-15	
1,2-Dibromo-3-chloropropane	ND	0.0050	EPA 8260C	10-15-15	10-15-15	
1,2,4-Trichlorobenzene	ND	0.0010	EPA 8260C	10-15-15	10-15-15	
Hexachlorobutadiene	ND	0.0050	EPA 8260C	10-15-15	10-15-15	
1,2,3-Trichlorobenzene	ND	0.0010	EPA 8260C	10-15-15	10-15-15	
Surrogate:	***Percent Recovery***	***Control Limits***				
Dibromofluoromethane	***119***	***76-131***				
Toluene-d8	***112***	***83-126***				
4-Bromofluorobenzene	***109***	***60-146***				

This report pertains to the samples analyzed in accordance with the chain of custody,
and is intended only for the use of the individual or company to whom it is addressed.

Date of Report: October 20, 2015
Samples Submitted: October 12, 2015
Laboratory Reference: 1510-084
Project: 457-001

HALOGENATED VOLATILES EPA 8260C
page 1 of 2

Matrix: Soil
Units: mg/kg

Analyte	Result	PQL	Method	Date Prepared	Date Analyzed	Flags
Client ID:	**P2-3-3.0**					
Laboratory ID:	10-084-64					
Dichlorodifluoromethane	ND	0.0012	EPA 8260C	10-15-15	10-15-15	
Chloromethane	ND	0.0062	EPA 8260C	10-15-15	10-15-15	
Vinyl Chloride	ND	0.0012	EPA 8260C	10-15-15	10-15-15	
Bromomethane	ND	0.0012	EPA 8260C	10-15-15	10-15-15	
Chloroethane	ND	0.0062	EPA 8260C	10-15-15	10-15-15	
Trichlorofluoromethane	ND	0.0012	EPA 8260C	10-15-15	10-15-15	
1,1-Dichloroethene	ND	0.0012	EPA 8260C	10-15-15	10-15-15	
Iodomethane	ND	0.0062	EPA 8260C	10-15-15	10-15-15	
Methylene Chloride	ND	0.0062	EPA 8260C	10-15-15	10-15-15	
(trans) 1,2-Dichloroethene	ND	0.0012	EPA 8260C	10-15-15	10-15-15	
1,1-Dichloroethane	ND	0.0012	EPA 8260C	10-15-15	10-15-15	
2,2-Dichloropropane	ND	0.0012	EPA 8260C	10-15-15	10-15-15	
(cis) 1,2-Dichloroethene	ND	0.0012	EPA 8260C	10-15-15	10-15-15	
Bromochloromethane	ND	0.0012	EPA 8260C	10-15-15	10-15-15	
Chloroform	ND	0.0012	EPA 8260C	10-15-15	10-15-15	
1,1,1-Trichloroethane	ND	0.0012	EPA 8260C	10-15-15	10-15-15	
Carbon Tetrachloride	ND	0.0012	EPA 8260C	10-15-15	10-15-15	
1,1-Dichloropropene	ND	0.0012	EPA 8260C	10-15-15	10-15-15	
1,2-Dichloroethane	ND	0.0012	EPA 8260C	10-15-15	10-15-15	
Trichloroethene	ND	0.0012	EPA 8260C	10-15-15	10-15-15	
1,2-Dichloropropane	ND	0.0012	EPA 8260C	10-15-15	10-15-15	
Dibromomethane	ND	0.0012	EPA 8260C	10-15-15	10-15-15	
Bromodichloromethane	ND	0.0012	EPA 8260C	10-15-15	10-15-15	
2-Chloroethyl Vinyl Ether	ND	0.0062	EPA 8260C	10-15-15	10-15-15	
(cis) 1,3-Dichloropropene	ND	0.0012	EPA 8260C	10-15-15	10-15-15	
(trans) 1,3-Dichloropropene	ND	0.0012	EPA 8260C	10-15-15	10-15-15	

This report pertains to the samples analyzed in accordance with the chain of custody,
and is intended only for the use of the individual or company to whom it is addressed.

Date of Report: October 20, 2015
Samples Submitted: October 12, 2015
Laboratory Reference: 1510-084
Project: 457-001

HALOGENATED VOLATILES EPA 8260C
page 2 of 2

Analyte	Result	PQL	Method	Date Prepared	Date Analyzed	Flags
Client ID:	**P2-3-3.0**					
Laboratory ID:	10-084-64					
1,1,2-Trichloroethane	ND	0.0012	EPA 8260C	10-15-15	10-15-15	
Tetrachloroethene	ND	0.0012	EPA 8260C	10-15-15	10-15-15	
1,3-Dichloropropane	ND	0.0012	EPA 8260C	10-15-15	10-15-15	
Dibromochloromethane	ND	0.0012	EPA 8260C	10-15-15	10-15-15	
1,2-Dibromoethane	ND	0.0012	EPA 8260C	10-15-15	10-15-15	
Chlorobenzene	ND	0.0012	EPA 8260C	10-15-15	10-15-15	
1,1,1,2-Tetrachloroethane	ND	0.0012	EPA 8260C	10-15-15	10-15-15	
Bromoform	ND	0.0012	EPA 8260C	10-15-15	10-15-15	
Bromobenzene	ND	0.0012	EPA 8260C	10-15-15	10-15-15	
1,1,2,2-Tetrachloroethane	ND	0.0012	EPA 8260C	10-15-15	10-15-15	
1,2,3-Trichloropropane	ND	0.0012	EPA 8260C	10-15-15	10-15-15	
2-Chlorotoluene	ND	0.0012	EPA 8260C	10-15-15	10-15-15	
4-Chlorotoluene	ND	0.0012	EPA 8260C	10-15-15	10-15-15	
1,3-Dichlorobenzene	ND	0.0012	EPA 8260C	10-15-15	10-15-15	
1,4-Dichlorobenzene	ND	0.0012	EPA 8260C	10-15-15	10-15-15	
1,2-Dichlorobenzene	ND	0.0012	EPA 8260C	10-15-15	10-15-15	
1,2-Dibromo-3-chloropropane	ND	0.0062	EPA 8260C	10-15-15	10-15-15	
1,2,4-Trichlorobenzene	ND	0.0012	EPA 8260C	10-15-15	10-15-15	
Hexachlorobutadiene	ND	0.0062	EPA 8260C	10-15-15	10-15-15	
1,2,3-Trichlorobenzene	ND	0.0012	EPA 8260C	10-15-15	10-15-15	
Surrogate:	***Percent Recovery***	***Control Limits***				
Dibromofluoromethane	***119***	***76-131***				
Toluene-d8	***112***	***83-126***				
4-Bromofluorobenzene	***102***	***60-146***				

This report pertains to the samples analyzed in accordance with the chain of custody,
and is intended only for the use of the individual or company to whom it is addressed.

Date of Report: October 20, 2015
Samples Submitted: October 12, 2015
Laboratory Reference: 1510-084
Project: 457-001

HALOGENATED VOLATILES EPA 8260C
page 1 of 2

Matrix: Soil
Units: mg/kg

Analyte	Result	PQL	Method	Date Prepared	Date Analyzed	Flags
Client ID:	**P2-3-5.0**					
Laboratory ID:	10-084-65					
Dichlorodifluoromethane	ND	0.00096	EPA 8260C	10-15-15	10-15-15	
Chloromethane	ND	0.0048	EPA 8260C	10-15-15	10-15-15	
Vinyl Chloride	ND	0.00096	EPA 8260C	10-15-15	10-15-15	
Bromomethane	ND	0.00096	EPA 8260C	10-15-15	10-15-15	
Chloroethane	ND	0.0048	EPA 8260C	10-15-15	10-15-15	
Trichlorofluoromethane	ND	0.00096	EPA 8260C	10-15-15	10-15-15	
1,1-Dichloroethene	ND	0.00096	EPA 8260C	10-15-15	10-15-15	
Iodomethane	ND	0.0048	EPA 8260C	10-15-15	10-15-15	
Methylene Chloride	ND	0.0048	EPA 8260C	10-15-15	10-15-15	
(trans) 1,2-Dichloroethene	ND	0.00096	EPA 8260C	10-15-15	10-15-15	
1,1-Dichloroethane	ND	0.00096	EPA 8260C	10-15-15	10-15-15	
2,2-Dichloropropane	ND	0.00096	EPA 8260C	10-15-15	10-15-15	
(cis) 1,2-Dichloroethene	ND	0.00096	EPA 8260C	10-15-15	10-15-15	
Bromochloromethane	ND	0.00096	EPA 8260C	10-15-15	10-15-15	
Chloroform	ND	0.00096	EPA 8260C	10-15-15	10-15-15	
1,1,1-Trichloroethane	ND	0.00096	EPA 8260C	10-15-15	10-15-15	
Carbon Tetrachloride	ND	0.00096	EPA 8260C	10-15-15	10-15-15	
1,1-Dichloropropene	ND	0.00096	EPA 8260C	10-15-15	10-15-15	
1,2-Dichloroethane	ND	0.00096	EPA 8260C	10-15-15	10-15-15	
Trichloroethene	ND	0.00096	EPA 8260C	10-15-15	10-15-15	
1,2-Dichloropropane	ND	0.00096	EPA 8260C	10-15-15	10-15-15	
Dibromomethane	ND	0.00096	EPA 8260C	10-15-15	10-15-15	
Bromodichloromethane	ND	0.00096	EPA 8260C	10-15-15	10-15-15	
2-Chloroethyl Vinyl Ether	ND	0.0048	EPA 8260C	10-15-15	10-15-15	
(cis) 1,3-Dichloropropene	ND	0.00096	EPA 8260C	10-15-15	10-15-15	
(trans) 1,3-Dichloropropene	ND	0.00096	EPA 8260C	10-15-15	10-15-15	

This report pertains to the samples analyzed in accordance with the chain of custody,
and is intended only for the use of the individual or company to whom it is addressed.

Date of Report: October 20, 2015
Samples Submitted: October 12, 2015
Laboratory Reference: 1510-084
Project: 457-001

HALOGENATED VOLATILES EPA 8260C
page 2 of 2

Analyte	Result	PQL	Method	Date Prepared	Date Analyzed	Flags
Client ID:	**P2-3-5.0**					
Laboratory ID:	10-084-65					
1,1,2-Trichloroethane	ND	0.00096	EPA 8260C	10-15-15	10-15-15	
Tetrachloroethene	ND	0.00096	EPA 8260C	10-15-15	10-15-15	
1,3-Dichloropropane	ND	0.00096	EPA 8260C	10-15-15	10-15-15	
Dibromochloromethane	ND	0.00096	EPA 8260C	10-15-15	10-15-15	
1,2-Dibromoethane	ND	0.00096	EPA 8260C	10-15-15	10-15-15	
Chlorobenzene	ND	0.00096	EPA 8260C	10-15-15	10-15-15	
1,1,1,2-Tetrachloroethane	ND	0.00096	EPA 8260C	10-15-15	10-15-15	
Bromoform	ND	0.00096	EPA 8260C	10-15-15	10-15-15	
Bromobenzene	ND	0.00096	EPA 8260C	10-15-15	10-15-15	
1,1,2,2-Tetrachloroethane	ND	0.00096	EPA 8260C	10-15-15	10-15-15	
1,2,3-Trichloropropane	ND	0.00096	EPA 8260C	10-15-15	10-15-15	
2-Chlorotoluene	ND	0.00096	EPA 8260C	10-15-15	10-15-15	
4-Chlorotoluene	ND	0.00096	EPA 8260C	10-15-15	10-15-15	
1,3-Dichlorobenzene	ND	0.00096	EPA 8260C	10-15-15	10-15-15	
1,4-Dichlorobenzene	ND	0.00096	EPA 8260C	10-15-15	10-15-15	
1,2-Dichlorobenzene	ND	0.00096	EPA 8260C	10-15-15	10-15-15	
1,2-Dibromo-3-chloropropane	ND	0.0048	EPA 8260C	10-15-15	10-15-15	
1,2,4-Trichlorobenzene	ND	0.00096	EPA 8260C	10-15-15	10-15-15	
Hexachlorobutadiene	ND	0.0048	EPA 8260C	10-15-15	10-15-15	
1,2,3-Trichlorobenzene	ND	0.00096	EPA 8260C	10-15-15	10-15-15	
Surrogate:	***Percent Recovery***	***Control Limits***				
Dibromofluoromethane	***116***	***76-131***				
Toluene-d8	***110***	***83-126***				
4-Bromofluorobenzene	***105***	***60-146***				

This report pertains to the samples analyzed in accordance with the chain of custody,
and is intended only for the use of the individual or company to whom it is addressed.

Date of Report: October 20, 2015
Samples Submitted: October 12, 2015
Laboratory Reference: 1510-084
Project: 457-001

HALOGENATED VOLATILES EPA 8260C
page 1 of 2

Matrix: Soil
Units: mg/kg

Analyte	Result	PQL	Method	Date Prepared	Date Analyzed	Flags
Client ID:	**P2-3-7.5**					
Laboratory ID:	10-084-66					
Dichlorodifluoromethane	ND	0.0010	EPA 8260C	10-15-15	10-15-15	
Chloromethane	ND	0.0050	EPA 8260C	10-15-15	10-15-15	
Vinyl Chloride	ND	0.0010	EPA 8260C	10-15-15	10-15-15	
Bromomethane	ND	0.0010	EPA 8260C	10-15-15	10-15-15	
Chloroethane	ND	0.0050	EPA 8260C	10-15-15	10-15-15	
Trichlorofluoromethane	ND	0.0010	EPA 8260C	10-15-15	10-15-15	
1,1-Dichloroethene	ND	0.0010	EPA 8260C	10-15-15	10-15-15	
Iodomethane	ND	0.0050	EPA 8260C	10-15-15	10-15-15	
Methylene Chloride	ND	0.0050	EPA 8260C	10-15-15	10-15-15	
(trans) 1,2-Dichloroethene	ND	0.0010	EPA 8260C	10-15-15	10-15-15	
1,1-Dichloroethane	ND	0.0010	EPA 8260C	10-15-15	10-15-15	
2,2-Dichloropropane	ND	0.0010	EPA 8260C	10-15-15	10-15-15	
(cis) 1,2-Dichloroethene	ND	0.0010	EPA 8260C	10-15-15	10-15-15	
Bromochloromethane	ND	0.0010	EPA 8260C	10-15-15	10-15-15	
Chloroform	ND	0.0010	EPA 8260C	10-15-15	10-15-15	
1,1,1-Trichloroethane	ND	0.0010	EPA 8260C	10-15-15	10-15-15	
Carbon Tetrachloride	ND	0.0010	EPA 8260C	10-15-15	10-15-15	
1,1-Dichloropropene	ND	0.0010	EPA 8260C	10-15-15	10-15-15	
1,2-Dichloroethane	ND	0.0010	EPA 8260C	10-15-15	10-15-15	
Trichloroethene	ND	0.0010	EPA 8260C	10-15-15	10-15-15	
1,2-Dichloropropane	ND	0.0010	EPA 8260C	10-15-15	10-15-15	
Dibromomethane	ND	0.0010	EPA 8260C	10-15-15	10-15-15	
Bromodichloromethane	ND	0.0010	EPA 8260C	10-15-15	10-15-15	
2-Chloroethyl Vinyl Ether	ND	0.0050	EPA 8260C	10-15-15	10-15-15	
(cis) 1,3-Dichloropropene	ND	0.0010	EPA 8260C	10-15-15	10-15-15	
(trans) 1,3-Dichloropropene	ND	0.0010	EPA 8260C	10-15-15	10-15-15	

This report pertains to the samples analyzed in accordance with the chain of custody,
and is intended only for the use of the individual or company to whom it is addressed.

Date of Report: October 20, 2015
Samples Submitted: October 12, 2015
Laboratory Reference: 1510-084
Project: 457-001

HALOGENATED VOLATILES EPA 8260C
page 2 of 2

Analyte	Result	PQL	Method	Date Prepared	Date Analyzed	Flags
Client ID:	**P2-3-7.5**					
Laboratory ID:	10-084-66					
1,1,2-Trichloroethane	ND	0.0010	EPA 8260C	10-15-15	10-15-15	
Tetrachloroethene	ND	0.0010	EPA 8260C	10-15-15	10-15-15	
1,3-Dichloropropane	ND	0.0010	EPA 8260C	10-15-15	10-15-15	
Dibromochloromethane	ND	0.0010	EPA 8260C	10-15-15	10-15-15	
1,2-Dibromoethane	ND	0.0010	EPA 8260C	10-15-15	10-15-15	
Chlorobenzene	ND	0.0010	EPA 8260C	10-15-15	10-15-15	
1,1,1,2-Tetrachloroethane	ND	0.0010	EPA 8260C	10-15-15	10-15-15	
Bromoform	ND	0.0010	EPA 8260C	10-15-15	10-15-15	
Bromobenzene	ND	0.0010	EPA 8260C	10-15-15	10-15-15	
1,1,2,2-Tetrachloroethane	ND	0.0010	EPA 8260C	10-15-15	10-15-15	
1,2,3-Trichloropropane	ND	0.0010	EPA 8260C	10-15-15	10-15-15	
2-Chlorotoluene	ND	0.0010	EPA 8260C	10-15-15	10-15-15	
4-Chlorotoluene	ND	0.0010	EPA 8260C	10-15-15	10-15-15	
1,3-Dichlorobenzene	ND	0.0010	EPA 8260C	10-15-15	10-15-15	
1,4-Dichlorobenzene	ND	0.0010	EPA 8260C	10-15-15	10-15-15	
1,2-Dichlorobenzene	ND	0.0010	EPA 8260C	10-15-15	10-15-15	
1,2-Dibromo-3-chloropropane	ND	0.0050	EPA 8260C	10-15-15	10-15-15	
1,2,4-Trichlorobenzene	ND	0.0010	EPA 8260C	10-15-15	10-15-15	
Hexachlorobutadiene	ND	0.0050	EPA 8260C	10-15-15	10-15-15	
1,2,3-Trichlorobenzene	ND	0.0010	EPA 8260C	10-15-15	10-15-15	
Surrogate:	***Percent Recovery***	***Control Limits***				
Dibromofluoromethane	***117***	***76-131***				
Toluene-d8	***112***	***83-126***				
4-Bromofluorobenzene	***107***	***60-146***				

This report pertains to the samples analyzed in accordance with the chain of custody,
and is intended only for the use of the individual or company to whom it is addressed.

Date of Report: October 20, 2015
Samples Submitted: October 12, 2015
Laboratory Reference: 1510-084
Project: 457-001

HALOGENATED VOLATILES EPA 8260C
METHOD BLANK QUALITY CONTROL
Page 1 of 2

Matrix: Soil
Units: mg/kg

Analyte	Result	PQL	Method	Date Prepared	Date Analyzed	Flags
Laboratory ID:	MB1012S1					
Dichlorodifluoromethane	ND	0.0010	EPA 8260C	10-12-15	10-12-15	
Chloromethane	ND	0.0050	EPA 8260C	10-12-15	10-12-15	
Vinyl Chloride	ND	0.0010	EPA 8260C	10-12-15	10-12-15	
Bromomethane	ND	0.0010	EPA 8260C	10-12-15	10-12-15	
Chloroethane	ND	0.0050	EPA 8260C	10-12-15	10-12-15	
Trichlorofluoromethane	ND	0.0010	EPA 8260C	10-12-15	10-12-15	
1,1-Dichloroethene	ND	0.0010	EPA 8260C	10-12-15	10-12-15	
Iodomethane	ND	0.0050	EPA 8260C	10-12-15	10-12-15	
Methylene Chloride	ND	0.0050	EPA 8260C	10-12-15	10-12-15	
(trans) 1,2-Dichloroethene	ND	0.0010	EPA 8260C	10-12-15	10-12-15	
1,1-Dichloroethane	ND	0.0010	EPA 8260C	10-12-15	10-12-15	
2,2-Dichloropropane	ND	0.0010	EPA 8260C	10-12-15	10-12-15	
(cis) 1,2-Dichloroethene	ND	0.0010	EPA 8260C	10-12-15	10-12-15	
Bromochloromethane	ND	0.0010	EPA 8260C	10-12-15	10-12-15	
Chloroform	ND	0.0010	EPA 8260C	10-12-15	10-12-15	
1,1,1-Trichloroethane	ND	0.0010	EPA 8260C	10-12-15	10-12-15	
Carbon Tetrachloride	ND	0.0010	EPA 8260C	10-12-15	10-12-15	
1,1-Dichloropropene	ND	0.0010	EPA 8260C	10-12-15	10-12-15	
1,2-Dichloroethane	ND	0.0010	EPA 8260C	10-12-15	10-12-15	
Trichloroethene	ND	0.0010	EPA 8260C	10-12-15	10-12-15	
1,2-Dichloropropane	ND	0.0010	EPA 8260C	10-12-15	10-12-15	
Dibromomethane	ND	0.0010	EPA 8260C	10-12-15	10-12-15	
Bromodichloromethane	ND	0.0010	EPA 8260C	10-12-15	10-12-15	
2-Chloroethyl Vinyl Ether	ND	0.0050	EPA 8260C	10-12-15	10-12-15	
(cis) 1,3-Dichloropropene	ND	0.0010	EPA 8260C	10-12-15	10-12-15	
(trans) 1,3-Dichloropropene	ND	0.0010	EPA 8260C	10-12-15	10-12-15	

This report pertains to the samples analyzed in accordance with the chain of custody,
and is intended only for the use of the individual or company to whom it is addressed.

Date of Report: October 20, 2015
Samples Submitted: October 12, 2015
Laboratory Reference: 1510-084
Project: 457-001

HALOGENATED VOLATILES EPA 8260C
METHOD BLANK QUALITY CONTROL
Page 2 of 2

Analyte	Result	PQL	Method	Date Prepared	Date Analyzed	Flags
Laboratory ID:	MB1012S1					
1,1,2-Trichloroethane	ND	0.0010	EPA 8260C	10-12-15	10-12-15	
Tetrachloroethene	ND	0.0010	EPA 8260C	10-12-15	10-12-15	
1,3-Dichloropropane	ND	0.0010	EPA 8260C	10-12-15	10-12-15	
Dibromochloromethane	ND	0.0010	EPA 8260C	10-12-15	10-12-15	
1,2-Dibromoethane	ND	0.0010	EPA 8260C	10-12-15	10-12-15	
Chlorobenzene	ND	0.0010	EPA 8260C	10-12-15	10-12-15	
1,1,1,2-Tetrachloroethane	ND	0.0010	EPA 8260C	10-12-15	10-12-15	
Bromoform	ND	0.0010	EPA 8260C	10-12-15	10-12-15	
Bromobenzene	ND	0.0010	EPA 8260C	10-12-15	10-12-15	
1,1,2,2-Tetrachloroethane	ND	0.0010	EPA 8260C	10-12-15	10-12-15	
1,2,3-Trichloropropane	ND	0.0010	EPA 8260C	10-12-15	10-12-15	
2-Chlorotoluene	ND	0.0010	EPA 8260C	10-12-15	10-12-15	
4-Chlorotoluene	ND	0.0010	EPA 8260C	10-12-15	10-12-15	
1,3-Dichlorobenzene	ND	0.0010	EPA 8260C	10-12-15	10-12-15	
1,4-Dichlorobenzene	ND	0.0010	EPA 8260C	10-12-15	10-12-15	
1,2-Dichlorobenzene	ND	0.0010	EPA 8260C	10-12-15	10-12-15	
1,2-Dibromo-3-chloropropane	ND	0.0050	EPA 8260C	10-12-15	10-12-15	
1,2,4-Trichlorobenzene	ND	0.0010	EPA 8260C	10-12-15	10-12-15	
Hexachlorobutadiene	ND	0.0050	EPA 8260C	10-12-15	10-12-15	
1,2,3-Trichlorobenzene	ND	0.0010	EPA 8260C	10-12-15	10-12-15	
Surrogate:	***Percent Recovery***	***Control Limits***				
Dibromofluoromethane	***113***	***76-131***				
Toluene-d8	***106***	***82-129***				
4-Bromofluorobenzene	***101***	***79-126***				

This report pertains to the samples analyzed in accordance with the chain of custody,
and is intended only for the use of the individual or company to whom it is addressed.

Date of Report: October 20, 2015
Samples Submitted: October 12, 2015
Laboratory Reference: 1510-084
Project: 457-001

HALOGENATED VOLATILES EPA 8260C
METHOD BLANK QUALITY CONTROL
Page 1 of 2

Matrix: Soil
Units: mg/kg

Analyte	Result	PQL	Method	Date Prepared	Date Analyzed	Flags
Laboratory ID:	MB1013S1					
Dichlorodifluoromethane	ND	0.0010	EPA 8260C	10-13-15	10-13-15	
Chloromethane	ND	0.0050	EPA 8260C	10-13-15	10-13-15	
Vinyl Chloride	ND	0.0010	EPA 8260C	10-13-15	10-13-15	
Bromomethane	ND	0.0010	EPA 8260C	10-13-15	10-13-15	
Chloroethane	ND	0.0050	EPA 8260C	10-13-15	10-13-15	
Trichlorofluoromethane	ND	0.0010	EPA 8260C	10-13-15	10-13-15	
1,1-Dichloroethene	ND	0.0010	EPA 8260C	10-13-15	10-13-15	
Iodomethane	ND	0.0050	EPA 8260C	10-13-15	10-13-15	
Methylene Chloride	ND	0.0050	EPA 8260C	10-13-15	10-13-15	
(trans) 1,2-Dichloroethene	ND	0.0010	EPA 8260C	10-13-15	10-13-15	
1,1-Dichloroethane	ND	0.0010	EPA 8260C	10-13-15	10-13-15	
2,2-Dichloropropane	ND	0.0010	EPA 8260C	10-13-15	10-13-15	
(cis) 1,2-Dichloroethene	ND	0.0010	EPA 8260C	10-13-15	10-13-15	
Bromochloromethane	ND	0.0010	EPA 8260C	10-13-15	10-13-15	
Chloroform	ND	0.0010	EPA 8260C	10-13-15	10-13-15	
1,1,1-Trichloroethane	ND	0.0010	EPA 8260C	10-13-15	10-13-15	
Carbon Tetrachloride	ND	0.0010	EPA 8260C	10-13-15	10-13-15	
1,1-Dichloropropene	ND	0.0010	EPA 8260C	10-13-15	10-13-15	
1,2-Dichloroethane	ND	0.0010	EPA 8260C	10-13-15	10-13-15	
Trichloroethene	ND	0.0010	EPA 8260C	10-13-15	10-13-15	
1,2-Dichloropropane	ND	0.0010	EPA 8260C	10-13-15	10-13-15	
Dibromomethane	ND	0.0010	EPA 8260C	10-13-15	10-13-15	
Bromodichloromethane	ND	0.0010	EPA 8260C	10-13-15	10-13-15	
2-Chloroethyl Vinyl Ether	ND	0.0050	EPA 8260C	10-13-15	10-13-15	
(cis) 1,3-Dichloropropene	ND	0.0010	EPA 8260C	10-13-15	10-13-15	
(trans) 1,3-Dichloropropene	ND	0.0010	EPA 8260C	10-13-15	10-13-15	

This report pertains to the samples analyzed in accordance with the chain of custody,
and is intended only for the use of the individual or company to whom it is addressed.

Date of Report: October 20, 2015
Samples Submitted: October 12, 2015
Laboratory Reference: 1510-084
Project: 457-001

HALOGENATED VOLATILES EPA 8260C
METHOD BLANK QUALITY CONTROL
Page 2 of 2

Analyte	Result	PQL	Method	Date Prepared	Date Analyzed	Flags
Laboratory ID:	MB1013S1					
1,1,2-Trichloroethane	ND	0.0010	EPA 8260C	10-13-15	10-13-15	
Tetrachloroethene	ND	0.0010	EPA 8260C	10-13-15	10-13-15	
1,3-Dichloropropane	ND	0.0010	EPA 8260C	10-13-15	10-13-15	
Dibromochloromethane	ND	0.0010	EPA 8260C	10-13-15	10-13-15	
1,2-Dibromoethane	ND	0.0010	EPA 8260C	10-13-15	10-13-15	
Chlorobenzene	ND	0.0010	EPA 8260C	10-13-15	10-13-15	
1,1,1,2-Tetrachloroethane	ND	0.0010	EPA 8260C	10-13-15	10-13-15	
Bromoform	ND	0.0010	EPA 8260C	10-13-15	10-13-15	
Bromobenzene	ND	0.0010	EPA 8260C	10-13-15	10-13-15	
1,1,2,2-Tetrachloroethane	ND	0.0010	EPA 8260C	10-13-15	10-13-15	
1,2,3-Trichloropropane	ND	0.0010	EPA 8260C	10-13-15	10-13-15	
2-Chlorotoluene	ND	0.0010	EPA 8260C	10-13-15	10-13-15	
4-Chlorotoluene	ND	0.0010	EPA 8260C	10-13-15	10-13-15	
1,3-Dichlorobenzene	ND	0.0010	EPA 8260C	10-13-15	10-13-15	
1,4-Dichlorobenzene	ND	0.0010	EPA 8260C	10-13-15	10-13-15	
1,2-Dichlorobenzene	ND	0.0010	EPA 8260C	10-13-15	10-13-15	
1,2-Dibromo-3-chloropropane	ND	0.0050	EPA 8260C	10-13-15	10-13-15	
1,2,4-Trichlorobenzene	ND	0.0010	EPA 8260C	10-13-15	10-13-15	
Hexachlorobutadiene	ND	0.0050	EPA 8260C	10-13-15	10-13-15	
1,2,3-Trichlorobenzene	ND	0.0010	EPA 8260C	10-13-15	10-13-15	
Surrogate:	***Percent Recovery***	***Control Limits***				
Dibromofluoromethane	***120***	***76-131***				
Toluene-d8	***109***	***82-129***				
4-Bromofluorobenzene	***105***	***79-126***				

This report pertains to the samples analyzed in accordance with the chain of custody,
and is intended only for the use of the individual or company to whom it is addressed.

Date of Report: October 20, 2015
Samples Submitted: October 12, 2015
Laboratory Reference: 1510-084
Project: 457-001

HALOGENATED VOLATILES EPA 8260C
METHOD BLANK QUALITY CONTROL
Page 1 of 2

Matrix: Soil
Units: mg/kg

Analyte	Result	PQL	Method	Date Prepared	Date Analyzed	Flags
Laboratory ID:	MB1014S1					
Dichlorodifluoromethane	ND	0.0010	EPA 8260C	10-14-15	10-14-15	
Chloromethane	ND	0.0050	EPA 8260C	10-14-15	10-14-15	
Vinyl Chloride	ND	0.0010	EPA 8260C	10-14-15	10-14-15	
Bromomethane	ND	0.0010	EPA 8260C	10-14-15	10-14-15	
Chloroethane	ND	0.0050	EPA 8260C	10-14-15	10-14-15	
Trichlorofluoromethane	ND	0.0010	EPA 8260C	10-14-15	10-14-15	
1,1-Dichloroethene	ND	0.0010	EPA 8260C	10-14-15	10-14-15	
Iodomethane	ND	0.0050	EPA 8260C	10-14-15	10-14-15	
Methylene Chloride	ND	0.0050	EPA 8260C	10-14-15	10-14-15	
(trans) 1,2-Dichloroethene	ND	0.0010	EPA 8260C	10-14-15	10-14-15	
1,1-Dichloroethane	ND	0.0010	EPA 8260C	10-14-15	10-14-15	
2,2-Dichloropropane	ND	0.0010	EPA 8260C	10-14-15	10-14-15	
(cis) 1,2-Dichloroethene	ND	0.0010	EPA 8260C	10-14-15	10-14-15	
Bromochloromethane	ND	0.0010	EPA 8260C	10-14-15	10-14-15	
Chloroform	ND	0.0010	EPA 8260C	10-14-15	10-14-15	
1,1,1-Trichloroethane	ND	0.0010	EPA 8260C	10-14-15	10-14-15	
Carbon Tetrachloride	ND	0.0010	EPA 8260C	10-14-15	10-14-15	
1,1-Dichloropropene	ND	0.0010	EPA 8260C	10-14-15	10-14-15	
1,2-Dichloroethane	ND	0.0010	EPA 8260C	10-14-15	10-14-15	
Trichloroethene	ND	0.0010	EPA 8260C	10-14-15	10-14-15	
1,2-Dichloropropane	ND	0.0010	EPA 8260C	10-14-15	10-14-15	
Dibromomethane	ND	0.0010	EPA 8260C	10-14-15	10-14-15	
Bromodichloromethane	ND	0.0010	EPA 8260C	10-14-15	10-14-15	
2-Chloroethyl Vinyl Ether	ND	0.0050	EPA 8260C	10-14-15	10-14-15	
(cis) 1,3-Dichloropropene	ND	0.0010	EPA 8260C	10-14-15	10-14-15	
(trans) 1,3-Dichloropropene	ND	0.0010	EPA 8260C	10-14-15	10-14-15	

This report pertains to the samples analyzed in accordance with the chain of custody,
and is intended only for the use of the individual or company to whom it is addressed.

Date of Report: October 20, 2015
Samples Submitted: October 12, 2015
Laboratory Reference: 1510-084
Project: 457-001

HALOGENATED VOLATILES EPA 8260C
METHOD BLANK QUALITY CONTROL
Page 2 of 2

Analyte	Result	PQL	Method	Date Prepared	Date Analyzed	Flags
Laboratory ID:	MB1014S1					
1,1,2-Trichloroethane	ND	0.0010	EPA 8260C	10-14-15	10-14-15	
Tetrachloroethene	ND	0.0010	EPA 8260C	10-14-15	10-14-15	
1,3-Dichloropropane	ND	0.0010	EPA 8260C	10-14-15	10-14-15	
Dibromochloromethane	ND	0.0010	EPA 8260C	10-14-15	10-14-15	
1,2-Dibromoethane	ND	0.0010	EPA 8260C	10-14-15	10-14-15	
Chlorobenzene	ND	0.0010	EPA 8260C	10-14-15	10-14-15	
1,1,1,2-Tetrachloroethane	ND	0.0010	EPA 8260C	10-14-15	10-14-15	
Bromoform	ND	0.0010	EPA 8260C	10-14-15	10-14-15	
Bromobenzene	ND	0.0010	EPA 8260C	10-14-15	10-14-15	
1,1,2,2-Tetrachloroethane	ND	0.0010	EPA 8260C	10-14-15	10-14-15	
1,2,3-Trichloropropane	ND	0.0010	EPA 8260C	10-14-15	10-14-15	
2-Chlorotoluene	ND	0.0010	EPA 8260C	10-14-15	10-14-15	
4-Chlorotoluene	ND	0.0010	EPA 8260C	10-14-15	10-14-15	
1,3-Dichlorobenzene	ND	0.0010	EPA 8260C	10-14-15	10-14-15	
1,4-Dichlorobenzene	ND	0.0010	EPA 8260C	10-14-15	10-14-15	
1,2-Dichlorobenzene	ND	0.0010	EPA 8260C	10-14-15	10-14-15	
1,2-Dibromo-3-chloropropane	ND	0.0050	EPA 8260C	10-14-15	10-14-15	
1,2,4-Trichlorobenzene	ND	0.0010	EPA 8260C	10-14-15	10-14-15	
Hexachlorobutadiene	ND	0.0050	EPA 8260C	10-14-15	10-14-15	
1,2,3-Trichlorobenzene	ND	0.0010	EPA 8260C	10-14-15	10-14-15	
Surrogate:	***Percent Recovery***	***Control Limits***				
Dibromofluoromethane	***120***	***76-131***				
Toluene-d8	***113***	***82-129***				
4-Bromofluorobenzene	***103***	***79-126***				

This report pertains to the samples analyzed in accordance with the chain of custody,
and is intended only for the use of the individual or company to whom it is addressed.

Date of Report: October 20, 2015
Samples Submitted: October 12, 2015
Laboratory Reference: 1510-084
Project: 457-001

HALOGENATED VOLATILES EPA 8260C
METHOD BLANK QUALITY CONTROL
Page 1 of 2

Matrix: Soil
Units: mg/kg

Analyte	Result	PQL	Method	Date Prepared	Date Analyzed	Flags
Laboratory ID:	MB1015S1					
Dichlorodifluoromethane	ND	0.0010	EPA 8260C	10-15-15	10-15-15	
Chloromethane	ND	0.0050	EPA 8260C	10-15-15	10-15-15	
Vinyl Chloride	ND	0.0010	EPA 8260C	10-15-15	10-15-15	
Bromomethane	ND	0.0010	EPA 8260C	10-15-15	10-15-15	
Chloroethane	ND	0.0050	EPA 8260C	10-15-15	10-15-15	
Trichlorofluoromethane	ND	0.0010	EPA 8260C	10-15-15	10-15-15	
1,1-Dichloroethene	ND	0.0010	EPA 8260C	10-15-15	10-15-15	
Iodomethane	ND	0.0050	EPA 8260C	10-15-15	10-15-15	
Methylene Chloride	ND	0.0050	EPA 8260C	10-15-15	10-15-15	
(trans) 1,2-Dichloroethene	ND	0.0010	EPA 8260C	10-15-15	10-15-15	
1,1-Dichloroethane	ND	0.0010	EPA 8260C	10-15-15	10-15-15	
2,2-Dichloropropane	ND	0.0010	EPA 8260C	10-15-15	10-15-15	
(cis) 1,2-Dichloroethene	ND	0.0010	EPA 8260C	10-15-15	10-15-15	
Bromochloromethane	ND	0.0010	EPA 8260C	10-15-15	10-15-15	
Chloroform	ND	0.0010	EPA 8260C	10-15-15	10-15-15	
1,1,1-Trichloroethane	ND	0.0010	EPA 8260C	10-15-15	10-15-15	
Carbon Tetrachloride	ND	0.0010	EPA 8260C	10-15-15	10-15-15	
1,1-Dichloropropene	ND	0.0010	EPA 8260C	10-15-15	10-15-15	
1,2-Dichloroethane	ND	0.0010	EPA 8260C	10-15-15	10-15-15	
Trichloroethene	ND	0.0010	EPA 8260C	10-15-15	10-15-15	
1,2-Dichloropropane	ND	0.0010	EPA 8260C	10-15-15	10-15-15	
Dibromomethane	ND	0.0010	EPA 8260C	10-15-15	10-15-15	
Bromodichloromethane	ND	0.0010	EPA 8260C	10-15-15	10-15-15	
2-Chloroethyl Vinyl Ether	ND	0.0050	EPA 8260C	10-15-15	10-15-15	
(cis) 1,3-Dichloropropene	ND	0.0010	EPA 8260C	10-15-15	10-15-15	
(trans) 1,3-Dichloropropene	ND	0.0010	EPA 8260C	10-15-15	10-15-15	

This report pertains to the samples analyzed in accordance with the chain of custody,
and is intended only for the use of the individual or company to whom it is addressed.

Date of Report: October 20, 2015
Samples Submitted: October 12, 2015
Laboratory Reference: 1510-084
Project: 457-001

HALOGENATED VOLATILES EPA 8260C
METHOD BLANK QUALITY CONTROL
Page 2 of 2

Analyte	Result	PQL	Method	Date Prepared	Date Analyzed	Flags
Laboratory ID:	MB1015S1					
1,1,2-Trichloroethane	ND	0.0010	EPA 8260C	10-15-15	10-15-15	
Tetrachloroethene	ND	0.0010	EPA 8260C	10-15-15	10-15-15	
1,3-Dichloropropane	ND	0.0010	EPA 8260C	10-15-15	10-15-15	
Dibromochloromethane	ND	0.0010	EPA 8260C	10-15-15	10-15-15	
1,2-Dibromoethane	ND	0.0010	EPA 8260C	10-15-15	10-15-15	
Chlorobenzene	ND	0.0010	EPA 8260C	10-15-15	10-15-15	
1,1,1,2-Tetrachloroethane	ND	0.0010	EPA 8260C	10-15-15	10-15-15	
Bromoform	ND	0.0010	EPA 8260C	10-15-15	10-15-15	
Bromobenzene	ND	0.0010	EPA 8260C	10-15-15	10-15-15	
1,1,2,2-Tetrachloroethane	ND	0.0010	EPA 8260C	10-15-15	10-15-15	
1,2,3-Trichloropropane	ND	0.0010	EPA 8260C	10-15-15	10-15-15	
2-Chlorotoluene	ND	0.0010	EPA 8260C	10-15-15	10-15-15	
4-Chlorotoluene	ND	0.0010	EPA 8260C	10-15-15	10-15-15	
1,3-Dichlorobenzene	ND	0.0010	EPA 8260C	10-15-15	10-15-15	
1,4-Dichlorobenzene	ND	0.0010	EPA 8260C	10-15-15	10-15-15	
1,2-Dichlorobenzene	ND	0.0010	EPA 8260C	10-15-15	10-15-15	
1,2-Dibromo-3-chloropropane	ND	0.0050	EPA 8260C	10-15-15	10-15-15	
1,2,4-Trichlorobenzene	ND	0.0010	EPA 8260C	10-15-15	10-15-15	
Hexachlorobutadiene	ND	0.0050	EPA 8260C	10-15-15	10-15-15	
1,2,3-Trichlorobenzene	ND	0.0010	EPA 8260C	10-15-15	10-15-15	
Surrogate:	***Percent Recovery***	***Control Limits***				
Dibromofluoromethane	***120***	***76-131***				
Toluene-d8	***112***	***83-126***				
4-Bromofluorobenzene	***107***	***60-146***				

This report pertains to the samples analyzed in accordance with the chain of custody,
and is intended only for the use of the individual or company to whom it is addressed.

Date of Report: October 20, 2015
Samples Submitted: October 12, 2015
Laboratory Reference: 1510-084
Project: 457-001

HALOGENATED VOLATILES EPA 8260C
SB/SBD QUALITY CONTROL

Matrix: Soil
Units: mg/kg

Analyte	Result		Spike Level		Percent Recovery		Recovery Limits	RPD	RPD Limit	Flags
SPIKE BLANKS										
Laboratory ID:	SB1012S1									
	SB	SBD	SB	SBD	SB	SBD				
1,1-Dichloroethene	**0.0477**	**0.0524**	0.0500	0.0500	95	105	66-129	9	15	
Benzene	**0.0478**	**0.0495**	0.0500	0.0500	96	99	71-123	3	15	
Trichloroethene	**0.0438**	**0.0479**	0.0500	0.0500	88	96	75-115	9	15	
Toluene	**0.0450**	**0.0490**	0.0500	0.0500	90	98	75-120	9	15	
Chlorobenzene	**0.0417**	**0.0446**	0.0500	0.0500	83	89	75-121	7	15	
Surrogate:										
Dibromofluoromethane					***99***	***116***	***76-131***			
Toluene-d8					***94***	***104***	***82-129***			
4-Bromofluorobenzene					***91***	***97***	***79-126***			

This report pertains to the samples analyzed in accordance with the chain of custody,
and is intended only for the use of the individual or company to whom it is addressed.

Date of Report: October 20, 2015
Samples Submitted: October 12, 2015
Laboratory Reference: 1510-084
Project: 457-001

HALOGENATED VOLATILES EPA 8260C
SB/SBD QUALITY CONTROL

Matrix: Soil
Units: mg/kg

Analyte	Result		Spike Level		Percent Recovery		Recovery Limits	RPD	RPD Limit	Flags
SPIKE BLANKS										
Laboratory ID:	SB1013S1									
	SB	SBD	SB	SBD	SB	SBD				
1,1-Dichloroethene	**0.0516**	**0.0520**	0.0500	0.0500	103	104	66-129	1	15	
Benzene	**0.0536**	**0.0519**	0.0500	0.0500	107	104	71-123	3	15	
Trichloroethene	**0.0497**	**0.0484**	0.0500	0.0500	99	97	75-115	3	15	
Toluene	**0.0518**	**0.0492**	0.0500	0.0500	104	98	75-120	5	15	
Chlorobenzene	**0.0468**	**0.0455**	0.0500	0.0500	94	91	75-121	3	15	
Surrogate:										
Dibromofluoromethane					***109***	***108***	***76-131***			
Toluene-d8					***103***	***102***	***82-129***			
4-Bromofluorobenzene					***97***	***91***	***79-126***			

This report pertains to the samples analyzed in accordance with the chain of custody,
and is intended only for the use of the individual or company to whom it is addressed.

Date of Report: October 20, 2015
Samples Submitted: October 12, 2015
Laboratory Reference: 1510-084
Project: 457-001

HALOGENATED VOLATILES EPA 8260C
SB/SBD QUALITY CONTROL

Matrix: Soil
Units: mg/kg

Analyte	Result		Spike Level		Percent Recovery		Recovery Limits	RPD	RPD Limit	Flags
SPIKE BLANKS										
Laboratory ID:	SB1014S1									
	SB	SBD	SB	SBD	SB	SBD				
1,1-Dichloroethene	**0.0517**	**0.0533**	0.0500	0.0500	103	107	66-129	3	15	
Benzene	**0.0522**	**0.0537**	0.0500	0.0500	104	107	71-123	3	15	
Trichloroethene	**0.0471**	**0.0481**	0.0500	0.0500	94	96	75-115	2	15	
Toluene	**0.0492**	**0.0514**	0.0500	0.0500	98	103	75-120	4	15	
Chlorobenzene	**0.0438**	**0.0457**	0.0500	0.0500	88	91	75-121	4	15	
Surrogate:										
Dibromofluoromethane					***108***	***109***	***76-131***			
Toluene-d8					***100***	***104***	***82-129***			
4-Bromofluorobenzene					***96***	***98***	***79-126***			

This report pertains to the samples analyzed in accordance with the chain of custody,
and is intended only for the use of the individual or company to whom it is addressed.

Date of Report: October 20, 2015
Samples Submitted: October 12, 2015
Laboratory Reference: 1510-084
Project: 457-001

HALOGENATED VOLATILES EPA 8260C
SB/SBD QUALITY CONTROL

Matrix: Soil
Units: mg/kg

Analyte	Result		Spike Level		Percent Recovery		Recovery Limits	RPD	RPD Limit	Flags
SPIKE BLANKS										
Laboratory ID:	SB1015S1									
	SB	SBD	SB	SBD	SB	SBD				
1,1-Dichloroethene	**0.0512**	**0.0536**	0.0500	0.0500	102	107	68-126	5	15	
Benzene	**0.0526**	**0.0551**	0.0500	0.0500	105	110	75-121	5	15	
Trichloroethene	**0.0453**	**0.0484**	0.0500	0.0500	91	97	83-116	7	15	
Toluene	**0.0483**	**0.0514**	0.0500	0.0500	97	103	80-115	6	15	
Chlorobenzene	**0.0430**	**0.0460**	0.0500	0.0500	86	92	76-120	7	15	
Surrogate:										
Dibromofluoromethane					***103***	***112***	***76-131***			
Toluene-d8					***95***	***105***	***83-126***			
4-Bromofluorobenzene					***93***	***102***	***60-146***			

This report pertains to the samples analyzed in accordance with the chain of custody,
and is intended only for the use of the individual or company to whom it is addressed.

Date of Report: October 20, 2015
Samples Submitted: October 12, 2015
Laboratory Reference: 1510-084
Project: 457-001

HALOGENATED VOLATILES EPA 8260C
page 1 of 2

Matrix: Water
Units: ug/L

Analyte	Result	PQL	Method	Date Prepared	Date Analyzed	Flags
Client ID:	**P2-TRIP BLANK-1**					
Laboratory ID:	10-084-67					
Dichlorodifluoromethane	ND	0.20	EPA 8260C	10-13-15	10-13-15	
Chloromethane	ND	1.0	EPA 8260C	10-13-15	10-13-15	
Vinyl Chloride	ND	0.20	EPA 8260C	10-13-15	10-13-15	
Bromomethane	ND	0.33	EPA 8260C	10-13-15	10-13-15	
Chloroethane	ND	1.0	EPA 8260C	10-13-15	10-13-15	
Trichlorofluoromethane	ND	0.20	EPA 8260C	10-13-15	10-13-15	
1,1-Dichloroethene	ND	0.20	EPA 8260C	10-13-15	10-13-15	
Iodomethane	ND	2.3	EPA 8260C	10-13-15	10-13-15	
Methylene Chloride	ND	1.3	EPA 8260C	10-13-15	10-13-15	
(trans) 1,2-Dichloroethene	ND	0.20	EPA 8260C	10-13-15	10-13-15	
1,1-Dichloroethane	ND	0.20	EPA 8260C	10-13-15	10-13-15	
2,2-Dichloropropane	ND	0.20	EPA 8260C	10-13-15	10-13-15	
(cis) 1,2-Dichloroethene	ND	0.20	EPA 8260C	10-13-15	10-13-15	
Bromochloromethane	ND	0.20	EPA 8260C	10-13-15	10-13-15	
Chloroform	ND	0.20	EPA 8260C	10-13-15	10-13-15	
1,1,1-Trichloroethane	ND	0.20	EPA 8260C	10-13-15	10-13-15	
Carbon Tetrachloride	ND	0.20	EPA 8260C	10-13-15	10-13-15	
1,1-Dichloropropene	ND	0.20	EPA 8260C	10-13-15	10-13-15	
1,2-Dichloroethane	ND	0.20	EPA 8260C	10-13-15	10-13-15	
Trichloroethene	ND	0.20	EPA 8260C	10-13-15	10-13-15	
1,2-Dichloropropane	ND	0.20	EPA 8260C	10-13-15	10-13-15	
Dibromomethane	ND	0.20	EPA 8260C	10-13-15	10-13-15	
Bromodichloromethane	ND	0.20	EPA 8260C	10-13-15	10-13-15	
2-Chloroethyl Vinyl Ether	ND	2.5	EPA 8260C	10-13-15	10-13-15	
(cis) 1,3-Dichloropropene	ND	0.20	EPA 8260C	10-13-15	10-13-15	
(trans) 1,3-Dichloropropene	ND	0.20	EPA 8260C	10-13-15	10-13-15	

This report pertains to the samples analyzed in accordance with the chain of custody,
and is intended only for the use of the individual or company to whom it is addressed.

Date of Report: October 20, 2015
Samples Submitted: October 12, 2015
Laboratory Reference: 1510-084
Project: 457-001

HALOGENATED VOLATILES EPA 8260C
page 2 of 2

Analyte	Result	PQL	Method	Date Prepared	Date Analyzed	Flags
Client ID:	**P2-TRIP BLANK-1**					
Laboratory ID:	10-084-67					
1,1,2-Trichloroethane	ND	0.20	EPA 8260C	10-13-15	10-13-15	
Tetrachloroethene	ND	0.20	EPA 8260C	10-13-15	10-13-15	
1,3-Dichloropropane	ND	0.20	EPA 8260C	10-13-15	10-13-15	
Dibromochloromethane	ND	0.20	EPA 8260C	10-13-15	10-13-15	
1,2-Dibromoethane	ND	0.20	EPA 8260C	10-13-15	10-13-15	
Chlorobenzene	ND	0.20	EPA 8260C	10-13-15	10-13-15	
1,1,1,2-Tetrachloroethane	ND	0.20	EPA 8260C	10-13-15	10-13-15	
Bromoform	ND	1.0	EPA 8260C	10-13-15	10-13-15	
Bromobenzene	ND	0.20	EPA 8260C	10-13-15	10-13-15	
1,1,2,2-Tetrachloroethane	ND	0.20	EPA 8260C	10-13-15	10-13-15	
1,2,3-Trichloropropane	ND	0.20	EPA 8260C	10-13-15	10-13-15	
2-Chlorotoluene	ND	0.20	EPA 8260C	10-13-15	10-13-15	
4-Chlorotoluene	ND	0.20	EPA 8260C	10-13-15	10-13-15	
1,3-Dichlorobenzene	ND	0.20	EPA 8260C	10-13-15	10-13-15	
1,4-Dichlorobenzene	ND	0.20	EPA 8260C	10-13-15	10-13-15	
1,2-Dichlorobenzene	ND	0.20	EPA 8260C	10-13-15	10-13-15	
1,2-Dibromo-3-chloropropane	ND	1.0	EPA 8260C	10-13-15	10-13-15	
1,2,4-Trichlorobenzene	ND	0.20	EPA 8260C	10-13-15	10-13-15	
Hexachlorobutadiene	ND	0.20	EPA 8260C	10-13-15	10-13-15	
1,2,3-Trichlorobenzene	ND	0.20	EPA 8260C	10-13-15	10-13-15	
Surrogate:	***Percent Recovery***	***Control Limits***				
Dibromofluoromethane	***113***	***79-131***				
Toluene-d8	***102***	***80-120***				
4-Bromofluorobenzene	***94***	***80-120***				

This report pertains to the samples analyzed in accordance with the chain of custody,
and is intended only for the use of the individual or company to whom it is addressed.

Date of Report: October 20, 2015
Samples Submitted: October 12, 2015
Laboratory Reference: 1510-084
Project: 457-001

HALOGENATED VOLATILES EPA 8260C
page 1 of 2

Matrix: Water
Units: ug/L

Analyte	Result	PQL	Method	Date Prepared	Date Analyzed	Flags
Client ID:	**P2-TRIP BLANK-2**					
Laboratory ID:	10-084-68					
Dichlorodifluoromethane	ND	0.20	EPA 8260C	10-13-15	10-13-15	
Chloromethane	ND	1.0	EPA 8260C	10-13-15	10-13-15	
Vinyl Chloride	ND	0.20	EPA 8260C	10-13-15	10-13-15	
Bromomethane	ND	0.33	EPA 8260C	10-13-15	10-13-15	
Chloroethane	ND	1.0	EPA 8260C	10-13-15	10-13-15	
Trichlorofluoromethane	ND	0.20	EPA 8260C	10-13-15	10-13-15	
1,1-Dichloroethene	ND	0.20	EPA 8260C	10-13-15	10-13-15	
Iodomethane	ND	2.3	EPA 8260C	10-13-15	10-13-15	
Methylene Chloride	ND	1.3	EPA 8260C	10-13-15	10-13-15	
(trans) 1,2-Dichloroethene	ND	0.20	EPA 8260C	10-13-15	10-13-15	
1,1-Dichloroethane	ND	0.20	EPA 8260C	10-13-15	10-13-15	
2,2-Dichloropropane	ND	0.20	EPA 8260C	10-13-15	10-13-15	
(cis) 1,2-Dichloroethene	ND	0.20	EPA 8260C	10-13-15	10-13-15	
Bromochloromethane	ND	0.20	EPA 8260C	10-13-15	10-13-15	
Chloroform	ND	0.20	EPA 8260C	10-13-15	10-13-15	
1,1,1-Trichloroethane	ND	0.20	EPA 8260C	10-13-15	10-13-15	
Carbon Tetrachloride	ND	0.20	EPA 8260C	10-13-15	10-13-15	
1,1-Dichloropropene	ND	0.20	EPA 8260C	10-13-15	10-13-15	
1,2-Dichloroethane	ND	0.20	EPA 8260C	10-13-15	10-13-15	
Trichloroethene	ND	0.20	EPA 8260C	10-13-15	10-13-15	
1,2-Dichloropropane	ND	0.20	EPA 8260C	10-13-15	10-13-15	
Dibromomethane	ND	0.20	EPA 8260C	10-13-15	10-13-15	
Bromodichloromethane	ND	0.20	EPA 8260C	10-13-15	10-13-15	
2-Chloroethyl Vinyl Ether	ND	2.5	EPA 8260C	10-13-15	10-13-15	
(cis) 1,3-Dichloropropene	ND	0.20	EPA 8260C	10-13-15	10-13-15	
(trans) 1,3-Dichloropropene	ND	0.20	EPA 8260C	10-13-15	10-13-15	

This report pertains to the samples analyzed in accordance with the chain of custody,
and is intended only for the use of the individual or company to whom it is addressed.

Date of Report: October 20, 2015
Samples Submitted: October 12, 2015
Laboratory Reference: 1510-084
Project: 457-001

HALOGENATED VOLATILES EPA 8260C
page 2 of 2

Analyte	Result	PQL	Method	Date Prepared	Date Analyzed	Flags
Client ID:	**P2-TRIP BLANK-2**					
Laboratory ID:	10-084-68					
1,1,2-Trichloroethane	ND	0.20	EPA 8260C	10-13-15	10-13-15	
Tetrachloroethene	ND	0.20	EPA 8260C	10-13-15	10-13-15	
1,3-Dichloropropane	ND	0.20	EPA 8260C	10-13-15	10-13-15	
Dibromochloromethane	ND	0.20	EPA 8260C	10-13-15	10-13-15	
1,2-Dibromoethane	ND	0.20	EPA 8260C	10-13-15	10-13-15	
Chlorobenzene	ND	0.20	EPA 8260C	10-13-15	10-13-15	
1,1,1,2-Tetrachloroethane	ND	0.20	EPA 8260C	10-13-15	10-13-15	
Bromoform	ND	1.0	EPA 8260C	10-13-15	10-13-15	
Bromobenzene	ND	0.20	EPA 8260C	10-13-15	10-13-15	
1,1,2,2-Tetrachloroethane	ND	0.20	EPA 8260C	10-13-15	10-13-15	
1,2,3-Trichloropropane	ND	0.20	EPA 8260C	10-13-15	10-13-15	
2-Chlorotoluene	ND	0.20	EPA 8260C	10-13-15	10-13-15	
4-Chlorotoluene	ND	0.20	EPA 8260C	10-13-15	10-13-15	
1,3-Dichlorobenzene	ND	0.20	EPA 8260C	10-13-15	10-13-15	
1,4-Dichlorobenzene	ND	0.20	EPA 8260C	10-13-15	10-13-15	
1,2-Dichlorobenzene	ND	0.20	EPA 8260C	10-13-15	10-13-15	
1,2-Dibromo-3-chloropropane	ND	1.0	EPA 8260C	10-13-15	10-13-15	
1,2,4-Trichlorobenzene	ND	0.20	EPA 8260C	10-13-15	10-13-15	
Hexachlorobutadiene	ND	0.20	EPA 8260C	10-13-15	10-13-15	
1,2,3-Trichlorobenzene	ND	0.20	EPA 8260C	10-13-15	10-13-15	
Surrogate:	***Percent Recovery***	***Control Limits***				
Dibromofluoromethane	***112***	***79-131***				
Toluene-d8	***102***	***80-120***				
4-Bromofluorobenzene	***91***	***80-120***				

This report pertains to the samples analyzed in accordance with the chain of custody,
and is intended only for the use of the individual or company to whom it is addressed.

Date of Report: October 20, 2015
Samples Submitted: October 12, 2015
Laboratory Reference: 1510-084
Project: 457-001

HALOGENATED VOLATILES EPA 8260C
page 1 of 2

Matrix: Water
Units: ug/L

Analyte	Result	PQL	Method	Date Prepared	Date Analyzed	Flags
Client ID:	**P2-TRIP BLANK-3**					
Laboratory ID:	10-084-69					
Dichlorodifluoromethane	ND	0.20	EPA 8260C	10-13-15	10-13-15	
Chloromethane	ND	1.0	EPA 8260C	10-13-15	10-13-15	
Vinyl Chloride	ND	0.20	EPA 8260C	10-13-15	10-13-15	
Bromomethane	ND	0.33	EPA 8260C	10-13-15	10-13-15	
Chloroethane	ND	1.0	EPA 8260C	10-13-15	10-13-15	
Trichlorofluoromethane	ND	0.20	EPA 8260C	10-13-15	10-13-15	
1,1-Dichloroethene	ND	0.20	EPA 8260C	10-13-15	10-13-15	
Iodomethane	ND	2.3	EPA 8260C	10-13-15	10-13-15	
Methylene Chloride	ND	1.3	EPA 8260C	10-13-15	10-13-15	
(trans) 1,2-Dichloroethene	ND	0.20	EPA 8260C	10-13-15	10-13-15	
1,1-Dichloroethane	ND	0.20	EPA 8260C	10-13-15	10-13-15	
2,2-Dichloropropane	ND	0.20	EPA 8260C	10-13-15	10-13-15	
(cis) 1,2-Dichloroethene	ND	0.20	EPA 8260C	10-13-15	10-13-15	
Bromochloromethane	ND	0.20	EPA 8260C	10-13-15	10-13-15	
Chloroform	ND	0.20	EPA 8260C	10-13-15	10-13-15	
1,1,1-Trichloroethane	ND	0.20	EPA 8260C	10-13-15	10-13-15	
Carbon Tetrachloride	ND	0.20	EPA 8260C	10-13-15	10-13-15	
1,1-Dichloropropene	ND	0.20	EPA 8260C	10-13-15	10-13-15	
1,2-Dichloroethane	ND	0.20	EPA 8260C	10-13-15	10-13-15	
Trichloroethene	ND	0.20	EPA 8260C	10-13-15	10-13-15	
1,2-Dichloropropane	ND	0.20	EPA 8260C	10-13-15	10-13-15	
Dibromomethane	ND	0.20	EPA 8260C	10-13-15	10-13-15	
Bromodichloromethane	ND	0.20	EPA 8260C	10-13-15	10-13-15	
2-Chloroethyl Vinyl Ether	ND	2.5	EPA 8260C	10-13-15	10-13-15	
(cis) 1,3-Dichloropropene	ND	0.20	EPA 8260C	10-13-15	10-13-15	
(trans) 1,3-Dichloropropene	ND	0.20	EPA 8260C	10-13-15	10-13-15	

This report pertains to the samples analyzed in accordance with the chain of custody,
and is intended only for the use of the individual or company to whom it is addressed.

Date of Report: October 20, 2015
Samples Submitted: October 12, 2015
Laboratory Reference: 1510-084
Project: 457-001

HALOGENATED VOLATILES EPA 8260C
page 2 of 2

Analyte	Result	PQL	Method	Date Prepared	Date Analyzed	Flags
Client ID:	**P2-TRIP BLANK-3**					
Laboratory ID:	10-084-69					
1,1,2-Trichloroethane	ND	0.20	EPA 8260C	10-13-15	10-13-15	
Tetrachloroethene	ND	0.20	EPA 8260C	10-13-15	10-13-15	
1,3-Dichloropropane	ND	0.20	EPA 8260C	10-13-15	10-13-15	
Dibromochloromethane	ND	0.20	EPA 8260C	10-13-15	10-13-15	
1,2-Dibromoethane	ND	0.20	EPA 8260C	10-13-15	10-13-15	
Chlorobenzene	ND	0.20	EPA 8260C	10-13-15	10-13-15	
1,1,1,2-Tetrachloroethane	ND	0.20	EPA 8260C	10-13-15	10-13-15	
Bromoform	ND	1.0	EPA 8260C	10-13-15	10-13-15	
Bromobenzene	ND	0.20	EPA 8260C	10-13-15	10-13-15	
1,1,2,2-Tetrachloroethane	ND	0.20	EPA 8260C	10-13-15	10-13-15	
1,2,3-Trichloropropane	ND	0.20	EPA 8260C	10-13-15	10-13-15	
2-Chlorotoluene	ND	0.20	EPA 8260C	10-13-15	10-13-15	
4-Chlorotoluene	ND	0.20	EPA 8260C	10-13-15	10-13-15	
1,3-Dichlorobenzene	ND	0.20	EPA 8260C	10-13-15	10-13-15	
1,4-Dichlorobenzene	ND	0.20	EPA 8260C	10-13-15	10-13-15	
1,2-Dichlorobenzene	ND	0.20	EPA 8260C	10-13-15	10-13-15	
1,2-Dibromo-3-chloropropane	ND	1.0	EPA 8260C	10-13-15	10-13-15	
1,2,4-Trichlorobenzene	ND	0.20	EPA 8260C	10-13-15	10-13-15	
Hexachlorobutadiene	ND	0.20	EPA 8260C	10-13-15	10-13-15	
1,2,3-Trichlorobenzene	ND	0.20	EPA 8260C	10-13-15	10-13-15	
Surrogate:	***Percent Recovery***	***Control Limits***				
Dibromofluoromethane	***113***	***79-131***				
Toluene-d8	***103***	***80-120***				
4-Bromofluorobenzene	***93***	***80-120***				

This report pertains to the samples analyzed in accordance with the chain of custody,
and is intended only for the use of the individual or company to whom it is addressed.

Date of Report: October 20, 2015
Samples Submitted: October 12, 2015
Laboratory Reference: 1510-084
Project: 457-001

HALOGENATED VOLATILES EPA 8260C
page 1 of 2

Matrix: Water
Units: ug/L

Analyte	Result	PQL	Method	Date Prepared	Date Analyzed	Flags
Client ID:	**P2-TRIP BLANK-4**					
Laboratory ID:	10-084-70					
Dichlorodifluoromethane	ND	0.20	EPA 8260C	10-13-15	10-13-15	
Chloromethane	ND	1.0	EPA 8260C	10-13-15	10-13-15	
Vinyl Chloride	ND	0.20	EPA 8260C	10-13-15	10-13-15	
Bromomethane	ND	0.33	EPA 8260C	10-13-15	10-13-15	
Chloroethane	ND	1.0	EPA 8260C	10-13-15	10-13-15	
Trichlorofluoromethane	ND	0.20	EPA 8260C	10-13-15	10-13-15	
1,1-Dichloroethene	ND	0.20	EPA 8260C	10-13-15	10-13-15	
Iodomethane	ND	2.3	EPA 8260C	10-13-15	10-13-15	
Methylene Chloride	ND	1.3	EPA 8260C	10-13-15	10-13-15	
(trans) 1,2-Dichloroethene	ND	0.20	EPA 8260C	10-13-15	10-13-15	
1,1-Dichloroethane	ND	0.20	EPA 8260C	10-13-15	10-13-15	
2,2-Dichloropropane	ND	0.20	EPA 8260C	10-13-15	10-13-15	
(cis) 1,2-Dichloroethene	ND	0.20	EPA 8260C	10-13-15	10-13-15	
Bromochloromethane	ND	0.20	EPA 8260C	10-13-15	10-13-15	
Chloroform	ND	0.20	EPA 8260C	10-13-15	10-13-15	
1,1,1-Trichloroethane	ND	0.20	EPA 8260C	10-13-15	10-13-15	
Carbon Tetrachloride	ND	0.20	EPA 8260C	10-13-15	10-13-15	
1,1-Dichloropropene	ND	0.20	EPA 8260C	10-13-15	10-13-15	
1,2-Dichloroethane	ND	0.20	EPA 8260C	10-13-15	10-13-15	
Trichloroethene	ND	0.20	EPA 8260C	10-13-15	10-13-15	
1,2-Dichloropropane	ND	0.20	EPA 8260C	10-13-15	10-13-15	
Dibromomethane	ND	0.20	EPA 8260C	10-13-15	10-13-15	
Bromodichloromethane	ND	0.20	EPA 8260C	10-13-15	10-13-15	
2-Chloroethyl Vinyl Ether	ND	2.5	EPA 8260C	10-13-15	10-13-15	
(cis) 1,3-Dichloropropene	ND	0.20	EPA 8260C	10-13-15	10-13-15	
(trans) 1,3-Dichloropropene	ND	0.20	EPA 8260C	10-13-15	10-13-15	

This report pertains to the samples analyzed in accordance with the chain of custody,
and is intended only for the use of the individual or company to whom it is addressed.

Date of Report: October 20, 2015
Samples Submitted: October 12, 2015
Laboratory Reference: 1510-084
Project: 457-001

HALOGENATED VOLATILES EPA 8260C
page 2 of 2

Analyte	Result	PQL	Method	Date Prepared	Date Analyzed	Flags
Client ID:	**P2-TRIP BLANK-4**					
Laboratory ID:	10-084-70					
1,1,2-Trichloroethane	ND	0.20	EPA 8260C	10-13-15	10-13-15	
Tetrachloroethene	ND	0.20	EPA 8260C	10-13-15	10-13-15	
1,3-Dichloropropane	ND	0.20	EPA 8260C	10-13-15	10-13-15	
Dibromochloromethane	ND	0.20	EPA 8260C	10-13-15	10-13-15	
1,2-Dibromoethane	ND	0.20	EPA 8260C	10-13-15	10-13-15	
Chlorobenzene	ND	0.20	EPA 8260C	10-13-15	10-13-15	
1,1,1,2-Tetrachloroethane	ND	0.20	EPA 8260C	10-13-15	10-13-15	
Bromoform	ND	1.0	EPA 8260C	10-13-15	10-13-15	
Bromobenzene	ND	0.20	EPA 8260C	10-13-15	10-13-15	
1,1,2,2-Tetrachloroethane	ND	0.20	EPA 8260C	10-13-15	10-13-15	
1,2,3-Trichloropropane	ND	0.20	EPA 8260C	10-13-15	10-13-15	
2-Chlorotoluene	ND	0.20	EPA 8260C	10-13-15	10-13-15	
4-Chlorotoluene	ND	0.20	EPA 8260C	10-13-15	10-13-15	
1,3-Dichlorobenzene	ND	0.20	EPA 8260C	10-13-15	10-13-15	
1,4-Dichlorobenzene	ND	0.20	EPA 8260C	10-13-15	10-13-15	
1,2-Dichlorobenzene	ND	0.20	EPA 8260C	10-13-15	10-13-15	
1,2-Dibromo-3-chloropropane	ND	1.0	EPA 8260C	10-13-15	10-13-15	
1,2,4-Trichlorobenzene	ND	0.20	EPA 8260C	10-13-15	10-13-15	
Hexachlorobutadiene	ND	0.20	EPA 8260C	10-13-15	10-13-15	
1,2,3-Trichlorobenzene	ND	0.20	EPA 8260C	10-13-15	10-13-15	
Surrogate:	***Percent Recovery***	***Control Limits***				
Dibromofluoromethane	***113***	***79-131***				
Toluene-d8	***103***	***80-120***				
4-Bromofluorobenzene	***95***	***80-120***				

This report pertains to the samples analyzed in accordance with the chain of custody,
and is intended only for the use of the individual or company to whom it is addressed.

Date of Report: October 20, 2015
Samples Submitted: October 12, 2015
Laboratory Reference: 1510-084
Project: 457-001

HALOGENATED VOLATILES EPA 8260C
page 1 of 2

Matrix: Water
Units: ug/L

Analyte	Result	PQL	Method	Date Prepared	Date Analyzed	Flags
Client ID:	**P2-TRIP BLANK-5**					
Laboratory ID:	10-084-71					
Dichlorodifluoromethane	ND	0.20	EPA 8260C	10-13-15	10-13-15	
Chloromethane	ND	1.0	EPA 8260C	10-13-15	10-13-15	
Vinyl Chloride	ND	0.20	EPA 8260C	10-13-15	10-13-15	
Bromomethane	ND	0.33	EPA 8260C	10-13-15	10-13-15	
Chloroethane	ND	1.0	EPA 8260C	10-13-15	10-13-15	
Trichlorofluoromethane	ND	0.20	EPA 8260C	10-13-15	10-13-15	
1,1-Dichloroethene	ND	0.20	EPA 8260C	10-13-15	10-13-15	
Iodomethane	ND	2.3	EPA 8260C	10-13-15	10-13-15	
Methylene Chloride	ND	1.3	EPA 8260C	10-13-15	10-13-15	
(trans) 1,2-Dichloroethene	ND	0.20	EPA 8260C	10-13-15	10-13-15	
1,1-Dichloroethane	ND	0.20	EPA 8260C	10-13-15	10-13-15	
2,2-Dichloropropane	ND	0.20	EPA 8260C	10-13-15	10-13-15	
(cis) 1,2-Dichloroethene	ND	0.20	EPA 8260C	10-13-15	10-13-15	
Bromochloromethane	ND	0.20	EPA 8260C	10-13-15	10-13-15	
Chloroform	ND	0.20	EPA 8260C	10-13-15	10-13-15	
1,1,1-Trichloroethane	ND	0.20	EPA 8260C	10-13-15	10-13-15	
Carbon Tetrachloride	ND	0.20	EPA 8260C	10-13-15	10-13-15	
1,1-Dichloropropene	ND	0.20	EPA 8260C	10-13-15	10-13-15	
1,2-Dichloroethane	ND	0.20	EPA 8260C	10-13-15	10-13-15	
Trichloroethene	ND	0.20	EPA 8260C	10-13-15	10-13-15	
1,2-Dichloropropane	ND	0.20	EPA 8260C	10-13-15	10-13-15	
Dibromomethane	ND	0.20	EPA 8260C	10-13-15	10-13-15	
Bromodichloromethane	ND	0.20	EPA 8260C	10-13-15	10-13-15	
2-Chloroethyl Vinyl Ether	ND	2.5	EPA 8260C	10-13-15	10-13-15	
(cis) 1,3-Dichloropropene	ND	0.20	EPA 8260C	10-13-15	10-13-15	
(trans) 1,3-Dichloropropene	ND	0.20	EPA 8260C	10-13-15	10-13-15	

This report pertains to the samples analyzed in accordance with the chain of custody,
and is intended only for the use of the individual or company to whom it is addressed.

Date of Report: October 20, 2015
Samples Submitted: October 12, 2015
Laboratory Reference: 1510-084
Project: 457-001

HALOGENATED VOLATILES EPA 8260C
page 2 of 2

Analyte	Result	PQL	Method	Date Prepared	Date Analyzed	Flags
Client ID:	**P2-TRIP BLANK-5**					
Laboratory ID:	10-084-71					
1,1,2-Trichloroethane	ND	0.20	EPA 8260C	10-13-15	10-13-15	
Tetrachloroethene	ND	0.20	EPA 8260C	10-13-15	10-13-15	
1,3-Dichloropropane	ND	0.20	EPA 8260C	10-13-15	10-13-15	
Dibromochloromethane	ND	0.20	EPA 8260C	10-13-15	10-13-15	
1,2-Dibromoethane	ND	0.20	EPA 8260C	10-13-15	10-13-15	
Chlorobenzene	ND	0.20	EPA 8260C	10-13-15	10-13-15	
1,1,1,2-Tetrachloroethane	ND	0.20	EPA 8260C	10-13-15	10-13-15	
Bromoform	ND	1.0	EPA 8260C	10-13-15	10-13-15	
Bromobenzene	ND	0.20	EPA 8260C	10-13-15	10-13-15	
1,1,2,2-Tetrachloroethane	ND	0.20	EPA 8260C	10-13-15	10-13-15	
1,2,3-Trichloropropane	ND	0.20	EPA 8260C	10-13-15	10-13-15	
2-Chlorotoluene	ND	0.20	EPA 8260C	10-13-15	10-13-15	
4-Chlorotoluene	ND	0.20	EPA 8260C	10-13-15	10-13-15	
1,3-Dichlorobenzene	ND	0.20	EPA 8260C	10-13-15	10-13-15	
1,4-Dichlorobenzene	ND	0.20	EPA 8260C	10-13-15	10-13-15	
1,2-Dichlorobenzene	ND	0.20	EPA 8260C	10-13-15	10-13-15	
1,2-Dibromo-3-chloropropane	ND	1.0	EPA 8260C	10-13-15	10-13-15	
1,2,4-Trichlorobenzene	ND	0.20	EPA 8260C	10-13-15	10-13-15	
Hexachlorobutadiene	ND	0.20	EPA 8260C	10-13-15	10-13-15	
1,2,3-Trichlorobenzene	ND	0.20	EPA 8260C	10-13-15	10-13-15	
Surrogate:	***Percent Recovery***	***Control Limits***				
Dibromofluoromethane	***113***	***79-131***				
Toluene-d8	***102***	***80-120***				
4-Bromofluorobenzene	***93***	***80-120***				

This report pertains to the samples analyzed in accordance with the chain of custody,
and is intended only for the use of the individual or company to whom it is addressed.

Date of Report: October 20, 2015
Samples Submitted: October 12, 2015
Laboratory Reference: 1510-084
Project: 457-001

HALOGENATED VOLATILES EPA 8260C
page 1 of 2

Matrix: Water
Units: ug/L

Analyte	Result	PQL	Method	Date Prepared	Date Analyzed	Flags
Client ID:	**P2-TRIP BLANK-6**					
Laboratory ID:	10-084-72					
Dichlorodifluoromethane	ND	0.20	EPA 8260C	10-13-15	10-13-15	
Chloromethane	ND	1.0	EPA 8260C	10-13-15	10-13-15	
Vinyl Chloride	ND	0.20	EPA 8260C	10-13-15	10-13-15	
Bromomethane	ND	0.33	EPA 8260C	10-13-15	10-13-15	
Chloroethane	ND	1.0	EPA 8260C	10-13-15	10-13-15	
Trichlorofluoromethane	ND	0.20	EPA 8260C	10-13-15	10-13-15	
1,1-Dichloroethene	ND	0.20	EPA 8260C	10-13-15	10-13-15	
Iodomethane	ND	2.3	EPA 8260C	10-13-15	10-13-15	
Methylene Chloride	ND	1.3	EPA 8260C	10-13-15	10-13-15	
(trans) 1,2-Dichloroethene	ND	0.20	EPA 8260C	10-13-15	10-13-15	
1,1-Dichloroethane	ND	0.20	EPA 8260C	10-13-15	10-13-15	
2,2-Dichloropropane	ND	0.20	EPA 8260C	10-13-15	10-13-15	
(cis) 1,2-Dichloroethene	ND	0.20	EPA 8260C	10-13-15	10-13-15	
Bromochloromethane	ND	0.20	EPA 8260C	10-13-15	10-13-15	
Chloroform	ND	0.20	EPA 8260C	10-13-15	10-13-15	
1,1,1-Trichloroethane	ND	0.20	EPA 8260C	10-13-15	10-13-15	
Carbon Tetrachloride	ND	0.20	EPA 8260C	10-13-15	10-13-15	
1,1-Dichloropropene	ND	0.20	EPA 8260C	10-13-15	10-13-15	
1,2-Dichloroethane	ND	0.20	EPA 8260C	10-13-15	10-13-15	
Trichloroethene	ND	0.20	EPA 8260C	10-13-15	10-13-15	
1,2-Dichloropropane	ND	0.20	EPA 8260C	10-13-15	10-13-15	
Dibromomethane	ND	0.20	EPA 8260C	10-13-15	10-13-15	
Bromodichloromethane	ND	0.20	EPA 8260C	10-13-15	10-13-15	
2-Chloroethyl Vinyl Ether	ND	2.5	EPA 8260C	10-13-15	10-13-15	
(cis) 1,3-Dichloropropene	ND	0.20	EPA 8260C	10-13-15	10-13-15	
(trans) 1,3-Dichloropropene	ND	0.20	EPA 8260C	10-13-15	10-13-15	

This report pertains to the samples analyzed in accordance with the chain of custody,
and is intended only for the use of the individual or company to whom it is addressed.

Date of Report: October 20, 2015
Samples Submitted: October 12, 2015
Laboratory Reference: 1510-084
Project: 457-001

HALOGENATED VOLATILES EPA 8260C
page 2 of 2

Analyte	Result	PQL	Method	Date Prepared	Date Analyzed	Flags
Client ID:	**P2-TRIP BLANK-6**					
Laboratory ID:	10-084-72					
1,1,2-Trichloroethane	ND	0.20	EPA 8260C	10-13-15	10-13-15	
Tetrachloroethene	ND	0.20	EPA 8260C	10-13-15	10-13-15	
1,3-Dichloropropane	ND	0.20	EPA 8260C	10-13-15	10-13-15	
Dibromochloromethane	ND	0.20	EPA 8260C	10-13-15	10-13-15	
1,2-Dibromoethane	ND	0.20	EPA 8260C	10-13-15	10-13-15	
Chlorobenzene	ND	0.20	EPA 8260C	10-13-15	10-13-15	
1,1,1,2-Tetrachloroethane	ND	0.20	EPA 8260C	10-13-15	10-13-15	
Bromoform	ND	1.0	EPA 8260C	10-13-15	10-13-15	
Bromobenzene	ND	0.20	EPA 8260C	10-13-15	10-13-15	
1,1,2,2-Tetrachloroethane	ND	0.20	EPA 8260C	10-13-15	10-13-15	
1,2,3-Trichloropropane	ND	0.20	EPA 8260C	10-13-15	10-13-15	
2-Chlorotoluene	ND	0.20	EPA 8260C	10-13-15	10-13-15	
4-Chlorotoluene	ND	0.20	EPA 8260C	10-13-15	10-13-15	
1,3-Dichlorobenzene	ND	0.20	EPA 8260C	10-13-15	10-13-15	
1,4-Dichlorobenzene	ND	0.20	EPA 8260C	10-13-15	10-13-15	
1,2-Dichlorobenzene	ND	0.20	EPA 8260C	10-13-15	10-13-15	
1,2-Dibromo-3-chloropropane	ND	1.0	EPA 8260C	10-13-15	10-13-15	
1,2,4-Trichlorobenzene	ND	0.20	EPA 8260C	10-13-15	10-13-15	
Hexachlorobutadiene	ND	0.20	EPA 8260C	10-13-15	10-13-15	
1,2,3-Trichlorobenzene	ND	0.20	EPA 8260C	10-13-15	10-13-15	
Surrogate:	***Percent Recovery***	***Control Limits***				
Dibromofluoromethane	***110***	***79-131***				
Toluene-d8	***102***	***80-120***				
4-Bromofluorobenzene	***93***	***80-120***				

This report pertains to the samples analyzed in accordance with the chain of custody,
and is intended only for the use of the individual or company to whom it is addressed.

Date of Report: October 20, 2015
Samples Submitted: October 12, 2015
Laboratory Reference: 1510-084
Project: 457-001

HALOGENATED VOLATILES EPA 8260C
page 1 of 2

Matrix: Water
Units: ug/L

Analyte	Result	PQL	Method	Date Prepared	Date Analyzed	Flags
Client ID:	**P2-TRIP BLANK-7**					
Laboratory ID:	10-084-73					
Dichlorodifluoromethane	ND	0.20	EPA 8260C	10-13-15	10-13-15	
Chloromethane	ND	1.0	EPA 8260C	10-13-15	10-13-15	
Vinyl Chloride	ND	0.20	EPA 8260C	10-13-15	10-13-15	
Bromomethane	ND	0.33	EPA 8260C	10-13-15	10-13-15	
Chloroethane	ND	1.0	EPA 8260C	10-13-15	10-13-15	
Trichlorofluoromethane	ND	0.20	EPA 8260C	10-13-15	10-13-15	
1,1-Dichloroethene	ND	0.20	EPA 8260C	10-13-15	10-13-15	
Iodomethane	ND	2.3	EPA 8260C	10-13-15	10-13-15	
Methylene Chloride	ND	1.3	EPA 8260C	10-13-15	10-13-15	
(trans) 1,2-Dichloroethene	ND	0.20	EPA 8260C	10-13-15	10-13-15	
1,1-Dichloroethane	ND	0.20	EPA 8260C	10-13-15	10-13-15	
2,2-Dichloropropane	ND	0.20	EPA 8260C	10-13-15	10-13-15	
(cis) 1,2-Dichloroethene	ND	0.20	EPA 8260C	10-13-15	10-13-15	
Bromochloromethane	ND	0.20	EPA 8260C	10-13-15	10-13-15	
Chloroform	ND	0.20	EPA 8260C	10-13-15	10-13-15	
1,1,1-Trichloroethane	ND	0.20	EPA 8260C	10-13-15	10-13-15	
Carbon Tetrachloride	ND	0.20	EPA 8260C	10-13-15	10-13-15	
1,1-Dichloropropene	ND	0.20	EPA 8260C	10-13-15	10-13-15	
1,2-Dichloroethane	ND	0.20	EPA 8260C	10-13-15	10-13-15	
Trichloroethene	ND	0.20	EPA 8260C	10-13-15	10-13-15	
1,2-Dichloropropane	ND	0.20	EPA 8260C	10-13-15	10-13-15	
Dibromomethane	ND	0.20	EPA 8260C	10-13-15	10-13-15	
Bromodichloromethane	ND	0.20	EPA 8260C	10-13-15	10-13-15	
2-Chloroethyl Vinyl Ether	ND	2.5	EPA 8260C	10-13-15	10-13-15	
(cis) 1,3-Dichloropropene	ND	0.20	EPA 8260C	10-13-15	10-13-15	
(trans) 1,3-Dichloropropene	ND	0.20	EPA 8260C	10-13-15	10-13-15	

This report pertains to the samples analyzed in accordance with the chain of custody,
and is intended only for the use of the individual or company to whom it is addressed.

Date of Report: October 20, 2015
Samples Submitted: October 12, 2015
Laboratory Reference: 1510-084
Project: 457-001

HALOGENATED VOLATILES EPA 8260C
page 2 of 2

Analyte	Result	PQL	Method	Date Prepared	Date Analyzed	Flags
Client ID:	**P2-TRIP BLANK-7**					
Laboratory ID:	10-084-73					
1,1,2-Trichloroethane	ND	0.20	EPA 8260C	10-13-15	10-13-15	
Tetrachloroethene	ND	0.20	EPA 8260C	10-13-15	10-13-15	
1,3-Dichloropropane	ND	0.20	EPA 8260C	10-13-15	10-13-15	
Dibromochloromethane	ND	0.20	EPA 8260C	10-13-15	10-13-15	
1,2-Dibromoethane	ND	0.20	EPA 8260C	10-13-15	10-13-15	
Chlorobenzene	ND	0.20	EPA 8260C	10-13-15	10-13-15	
1,1,1,2-Tetrachloroethane	ND	0.20	EPA 8260C	10-13-15	10-13-15	
Bromoform	ND	1.0	EPA 8260C	10-13-15	10-13-15	
Bromobenzene	ND	0.20	EPA 8260C	10-13-15	10-13-15	
1,1,2,2-Tetrachloroethane	ND	0.20	EPA 8260C	10-13-15	10-13-15	
1,2,3-Trichloropropane	ND	0.20	EPA 8260C	10-13-15	10-13-15	
2-Chlorotoluene	ND	0.20	EPA 8260C	10-13-15	10-13-15	
4-Chlorotoluene	ND	0.20	EPA 8260C	10-13-15	10-13-15	
1,3-Dichlorobenzene	ND	0.20	EPA 8260C	10-13-15	10-13-15	
1,4-Dichlorobenzene	ND	0.20	EPA 8260C	10-13-15	10-13-15	
1,2-Dichlorobenzene	ND	0.20	EPA 8260C	10-13-15	10-13-15	
1,2-Dibromo-3-chloropropane	ND	1.0	EPA 8260C	10-13-15	10-13-15	
1,2,4-Trichlorobenzene	ND	0.20	EPA 8260C	10-13-15	10-13-15	
Hexachlorobutadiene	ND	0.20	EPA 8260C	10-13-15	10-13-15	
1,2,3-Trichlorobenzene	ND	0.20	EPA 8260C	10-13-15	10-13-15	
Surrogate:	***Percent Recovery***	***Control Limits***				
Dibromofluoromethane	***111***	***79-131***				
Toluene-d8	***103***	***80-120***				
4-Bromofluorobenzene	***94***	***80-120***				

This report pertains to the samples analyzed in accordance with the chain of custody,
and is intended only for the use of the individual or company to whom it is addressed.

Date of Report: October 20, 2015
Samples Submitted: October 12, 2015
Laboratory Reference: 1510-084
Project: 457-001

HALOGENATED VOLATILES EPA 8260C
METHOD BLANK QUALITY CONTROL
Page 1 of 2

Matrix: Water
Units: ug/L

Analyte	Result	PQL	Method	Date Prepared	Date Analyzed	Flags
Laboratory ID:	MB1013W1					
Dichlorodifluoromethane	ND	0.20	EPA 8260C	10-13-15	10-13-15	
Chloromethane	ND	1.0	EPA 8260C	10-13-15	10-13-15	
Vinyl Chloride	ND	0.20	EPA 8260C	10-13-15	10-13-15	
Bromomethane	ND	0.33	EPA 8260C	10-13-15	10-13-15	
Chloroethane	ND	1.0	EPA 8260C	10-13-15	10-13-15	
Trichlorofluoromethane	ND	0.20	EPA 8260C	10-13-15	10-13-15	
1,1-Dichloroethene	ND	0.20	EPA 8260C	10-13-15	10-13-15	
Iodomethane	ND	2.3	EPA 8260C	10-13-15	10-13-15	
Methylene Chloride	ND	1.3	EPA 8260C	10-13-15	10-13-15	
(trans) 1,2-Dichloroethene	ND	0.20	EPA 8260C	10-13-15	10-13-15	
1,1-Dichloroethane	ND	0.20	EPA 8260C	10-13-15	10-13-15	
2,2-Dichloropropane	ND	0.20	EPA 8260C	10-13-15	10-13-15	
(cis) 1,2-Dichloroethene	ND	0.20	EPA 8260C	10-13-15	10-13-15	
Bromochloromethane	ND	0.20	EPA 8260C	10-13-15	10-13-15	
Chloroform	ND	0.20	EPA 8260C	10-13-15	10-13-15	
1,1,1-Trichloroethane	ND	0.20	EPA 8260C	10-13-15	10-13-15	
Carbon Tetrachloride	ND	0.20	EPA 8260C	10-13-15	10-13-15	
1,1-Dichloropropene	ND	0.20	EPA 8260C	10-13-15	10-13-15	
1,2-Dichloroethane	ND	0.20	EPA 8260C	10-13-15	10-13-15	
Trichloroethene	ND	0.20	EPA 8260C	10-13-15	10-13-15	
1,2-Dichloropropane	ND	0.20	EPA 8260C	10-13-15	10-13-15	
Dibromomethane	ND	0.20	EPA 8260C	10-13-15	10-13-15	
Bromodichloromethane	ND	0.20	EPA 8260C	10-13-15	10-13-15	
2-Chloroethyl Vinyl Ether	ND	2.5	EPA 8260C	10-13-15	10-13-15	
(cis) 1,3-Dichloropropene	ND	0.20	EPA 8260C	10-13-15	10-13-15	
(trans) 1,3-Dichloropropene	ND	0.20	EPA 8260C	10-13-15	10-13-15	

This report pertains to the samples analyzed in accordance with the chain of custody,
and is intended only for the use of the individual or company to whom it is addressed.

Date of Report: October 20, 2015
Samples Submitted: October 12, 2015
Laboratory Reference: 1510-084
Project: 457-001

HALOGENATED VOLATILES EPA 8260C
METHOD BLANK QUALITY CONTROL
Page 2 of 2

Analyte	Result	PQL	Method	Date Prepared	Date Analyzed	Flags
Laboratory ID:	MB1013W1					
1,1,2-Trichloroethane	ND	0.20	EPA 8260C	10-13-15	10-13-15	
Tetrachloroethene	ND	0.20	EPA 8260C	10-13-15	10-13-15	
1,3-Dichloropropane	ND	0.20	EPA 8260C	10-13-15	10-13-15	
Dibromochloromethane	ND	0.20	EPA 8260C	10-13-15	10-13-15	
1,2-Dibromoethane	ND	0.20	EPA 8260C	10-13-15	10-13-15	
Chlorobenzene	ND	0.20	EPA 8260C	10-13-15	10-13-15	
1,1,1,2-Tetrachloroethane	ND	0.20	EPA 8260C	10-13-15	10-13-15	
Bromoform	ND	1.0	EPA 8260C	10-13-15	10-13-15	
Bromobenzene	ND	0.20	EPA 8260C	10-13-15	10-13-15	
1,1,2,2-Tetrachloroethane	ND	0.20	EPA 8260C	10-13-15	10-13-15	
1,2,3-Trichloropropane	ND	0.20	EPA 8260C	10-13-15	10-13-15	
2-Chlorotoluene	ND	0.20	EPA 8260C	10-13-15	10-13-15	
4-Chlorotoluene	ND	0.20	EPA 8260C	10-13-15	10-13-15	
1,3-Dichlorobenzene	ND	0.20	EPA 8260C	10-13-15	10-13-15	
1,4-Dichlorobenzene	ND	0.20	EPA 8260C	10-13-15	10-13-15	
1,2-Dichlorobenzene	ND	0.20	EPA 8260C	10-13-15	10-13-15	
1,2-Dibromo-3-chloropropane	ND	1.0	EPA 8260C	10-13-15	10-13-15	
1,2,4-Trichlorobenzene	ND	0.20	EPA 8260C	10-13-15	10-13-15	
Hexachlorobutadiene	ND	0.20	EPA 8260C	10-13-15	10-13-15	
1,2,3-Trichlorobenzene	ND	0.20	EPA 8260C	10-13-15	10-13-15	
Surrogate:	***Percent Recovery***	***Control Limits***				
Dibromofluoromethane	***111***	***79-131***				
Toluene-d8	***102***	***80-120***				
4-Bromofluorobenzene	***93***	***80-120***				

This report pertains to the samples analyzed in accordance with the chain of custody,
and is intended only for the use of the individual or company to whom it is addressed.

Date of Report: October 20, 2015
Samples Submitted: October 12, 2015
Laboratory Reference: 1510-084
Project: 457-001

HALOGENATED VOLATILES EPA 8260C
SB/SBD QUALITY CONTROL

Matrix: Water
Units: ug/L

Analyte	Result		Spike Level		Percent Recovery		Recovery Limits	RPD	RPD Limit	Flags
SPIKE BLANKS										
Laboratory ID:	SB1013W1									
	SB	SBD	SB	SBD	SB	SBD				
1,1-Dichloroethene	**10.7**	**10.5**	10.0	10.0	107	105	64-138	2	16	
Benzene	**10.1**	**10.2**	10.0	10.0	101	102	76-125	1	14	
Trichloroethene	**9.40**	**9.33**	10.0	10.0	94	93	70-125	1	16	
Toluene	**9.55**	**9.63**	10.0	10.0	96	96	75-125	1	15	
Chlorobenzene	**9.25**	**9.31**	10.0	10.0	93	93	80-140	1	15	
Surrogate:										
Dibromofluoromethane					***105***	***108***	***79-131***			
Toluene-d8					***101***	***100***	***80-120***			
4-Bromofluorobenzene					***93***	***93***	***80-120***			

This report pertains to the samples analyzed in accordance with the chain of custody,
and is intended only for the use of the individual or company to whom it is addressed.

Date of Report: October 20, 2015
Samples Submitted: October 12, 2015
Laboratory Reference: 1510-084
Project: 457-001

% MOISTURE

Date Analyzed: 10-12&13-15

Client ID	Lab ID	% Moisture
P2-9-1.0	10-084-01	8
P2-9-3.0	10-084-02	18
P2-9-5.0	10-084-03	18
P2-9-7.0	10-084-04	20
P2-10-1.0	10-084-05	6
P2-10-3.0	10-084-06	21
P2-10-5.0	10-084-07	20
P2-10-7.5	10-084-08	21
P2-8-1.0	10-084-09	4
P2-8-3.0	10-084-10	17
P2-8-5.0	10-084-11	19
P2-8-7.5	10-084-12	21
P2-7-1.0	10-084-13	3
P2-7-3.0	10-084-14	17
P2-7-5.0	10-084-15	21
P2-7-7.5	10-084-16	21
P2-11-1.0	10-084-17	7
P2-11-3.0	10-084-18	19
P2-11-5.0	10-084-19	14
P2-11-7.5	10-084-20	19
P2-5-1.0	10-084-21	7
P2-5-3.0	10-084-22	21
P2-5-5.0	10-084-23	19
P2-5-7.5	10-084-24	18
P2-6-1.0	10-084-25	8
P2-6-3.0	10-084-26	6
P2-6-5.0	10-084-27	7

This report pertains to the samples analyzed in accordance with the chain of custody,
and is intended only for the use of the individual or company to whom it is addressed.

Date of Report: October 20, 2015
Samples Submitted: October 12, 2015
Laboratory Reference: 1510-084
Project: 457-001

% MOISTURE

Date Analyzed: 10-12,13&14-15

Client ID	Lab ID	% Moisture
P2-6-8.0	10-084-28	20
P2-4-1.0	10-084-29	7
P2-4-3.0	10-084-30	26
P2-4-5.0	10-084-31	14
P2-4-7.5	10-084-32	21
P2-14-1.0	10-084-33	7
P2-14-3.0	10-084-34	13
P2-14-5.0	10-084-35	21
P2-14-8.0	10-084-36	18
P2-13-1.0	10-084-37	6
P2-13-3.0	10-084-38	14
P2-13-5.0	10-084-39	8
P2-13-8.0	10-084-40	20
P2-12-1.0	10-084-41	5
P2-12-3.0	10-084-42	15
P2-12-5.0	10-084-43	15
P2-12-8.5	10-084-44	18
P2-15-1.0	10-084-45	6
P2-15-3.0	10-084-46	6
P2-15-5.0	10-084-47	20
P2-15-8.0	10-084-48	23
P2-16-1.0	10-084-49	6
P2-16-3.0	10-084-50	18
P2-16-5.0	10-084-51	20
P2-16-7.5	10-084-52	18
P2-17-1.0	10-084-53	6
P2-17-3.0	10-084-54	21

This report pertains to the samples analyzed in accordance with the chain of custody,
and is intended only for the use of the individual or company to whom it is addressed.

Date of Report: October 20, 2015
Samples Submitted: October 12, 2015
Laboratory Reference: 1510-084
Project: 457-001

% MOISTURE

Date Analyzed: 10-14-15

Client ID	Lab ID	% Moisture
P2-17-5.0	10-084-55	19
P2-17-7.5	10-084-56	17
P2-1-1.0	10-084-57	6
P2-1-3.0	10-084-58	20
P2-2-1.0	10-084-59	7
P2-2-3.0	10-084-60	16
P2-2-5.0	10-084-61	20
P2-2-8.0	10-084-62	19
P2-3-1.0	10-084-63	7
P2-3-3.0	10-084-64	10
P2-3-5.0	10-084-65	20
P2-3-7.5	10-084-66	20

This report pertains to the samples analyzed in accordance with the chain of custody,
and is intended only for the use of the individual or company to whom it is addressed.

OnSite Environmental Inc.

Data Qualifiers and Abbreviations

A - Due to a high sample concentration, the amount spiked is insufficient for meaningful MS/MSD recovery data.

B - The analyte indicated was also found in the blank sample.

C - The duplicate RPD is outside control limits due to high result variability when analyte concentrations are within five times the quantitation limit.

E - The value reported exceeds the quantitation range and is an estimate.

F - Surrogate recovery data is not available due to the high concentration of coeluting target compounds.

H - The analyte indicated is a common laboratory solvent and may have been introduced during sample preparation, and be impacting the sample result.

I - Compound recovery is outside of the control limits.

J - The value reported was below the practical quantitation limit. The value is an estimate.

K - Sample duplicate RPD is outside control limits due to sample inhomogeneity. The sample was re-extracted and re-analyzed with similar results.

L - The RPD is outside of the control limits.

M - Hydrocarbons in the gasoline range are impacting the diesel range result.

M1 - Hydrocarbons in the gasoline range (toluene-napthalene) are present in the sample.

N - Hydrocarbons in the lube oil range are impacting the diesel range result.

N1 - Hydrocarbons in diesel range are impacting lube oil range results.

O - Hydrocarbons indicative of heavier fuels are present in the sample and are impacting the gasoline result.

P - The RPD of the detected concentrations between the two columns is greater than 40.

Q - Surrogate recovery is outside of the control limits.

S - Surrogate recovery data is not available due to the necessary dilution of the sample.

T - The sample chromatogram is not similar to a typical _____.

U - The analyte was analyzed for, but was not detected above the reported sample quantitation limit.

U1 - The practical quantitation limit is elevated due to interferences present in the sample.

V - Matrix Spike/Matrix Spike Duplicate recoveries are outside control limits due to matrix effects.

W - Matrix Spike/Matrix Spike Duplicate RPD are outside control limits due to matrix effects.

X - Sample extract treated with a mercury cleanup procedure.

X1- Sample extract treated with a Sulfuric acid/Silica gel cleanup procedure.

Y - The calibration verification for this analyte exceeded the 20% drift specified in method 8260C, and therefore the reported result should be considered an estimate. The overall performance of the calibration verification standard met the acceptance criteria of the method.

Z -

ND - Not Detected at PQL
PQL - Practical Quantitation Limit
RPD - Relative Percent Difference

This report pertains to the samples analyzed in accordance with the chain of custody, and is intended only for the use of the individual or company to whom it is addressed.

Chain of Custody

OnSite Environmental Inc.
Analytical Laboratory Testing Services
14648 NE 95th Street • Redmond, WA 98052
Phone: (425) 883-3881 • www.onsite-env.com

Company: Farallon
Project Number: 457-001
Project Name: Remedial Investigation
Project Manager: Jeff Kaspar
Sampled by: Ryan Ostrom

Turnaround Request (in working days)
(Check One)
☐ Same Day ☐ 1 Day
☐ 2 Days ☐ 3 Days
☒ Standard (7 Days) (TPH analysis 5 Days)
☐ _____ (other)

Laboratory Number: 10-084

Lab ID	Sample Identification	Date Sampled	Time Sampled	Matrix	Number of Containers	NWTPH-HCID	NWTPH-Gx/BTEX	NWTPH-Gx	NWTPH-Dx	Volatiles 8260C	Halogenated Volatiles 8260C	Semivolatiles 8270D/SIM (with low-level PAHs)	PAHs 8270D/SIM (low-level)	PCBs 8082A	Organochlorine Pesticides 8081B	Organophosphorus Pesticides 8270D/SIM	Chlorinated Acid Herbicides 8151A	Total RCRA Metals	Total MTCA Metals	TCLP Metals	HEM (oil and grease) 1664A	% Moisture
1	P2-9-1.0	10/10/15	1015	S	4						X											X
2	P2-9-3.0		1016								X											X
3	P2-9-5.0		1028								X											X
4	P2-9-7.0		1035								X											X
5	P2-10-1.0		1050								X											X
6	P2-10-3.0		1051								X											X
7	P2-10-5.0		1055								X											X
8	P2-10-7.5		1056								X											X
9	P2-8-1.0		1111								X											X
10	P2-8-3.0		1115								X											X

	Signature	Company	Date	Time	Comments/Special Instructions
Relinquished	Ryan Ostrom	Farallon	10/12/15	0900	
Received		OSE	10/12/15	0900	
Relinquished					
Received					
Relinquished					
Received					
Reviewed/Date		Reviewed/Date			Chromatograms with final report ☐

Data Package: Standard ☐ Level III ☐ Level IV ☐ Electronic Data Deliverables (EDDs) ☐ _____

Chain of Custody

OnSite Environmental Inc.
Analytical Laboratory Testing Services
14648 NE 95th Street • Redmond, WA 98052
Phone: (425) 883-3881 • www.onsite-env.com

Company: Farallon
Project Number: 457-007
Project Name: Remedial Investigation
Project Manager: Jeff Kaspar
Sampled by: Ryan Ostrom

Turnaround Request (in working days)
(Check One)
☐ Same Day ☐ 1 Day
☐ 2 Days ☐ 3 Days
☒ Standard (7 Days) (TPH analysis 5 Days)
☐ _____ (other)

Laboratory Number: 10-084

Lab ID	Sample Identification	Date Sampled	Time Sampled	Matrix	Number of Containers	NWTPH-HCID	NWTPH-Gx/BTEX	NWTPH-Gx	NWTPH-Dx	Volatiles 8260C	Halogenated Volatiles 8260C	Semivolatiles 8270D/SIM (with low-level PAHs)	PAHs 8270D/SIM (low-level)	PCBs 8082A	Organochlorine Pesticides 8081B	Organophosphorus Pesticides 8270D/SIM	Chlorinated Acid Herbicides 8151A	Total RCRA Metals	Total MTCA Metals	TCLP Metals	HEM (oil and grease) 1664A						% Moisture
11	PZ-8-5.0	10/10/15	1120	S	4						X																X
12	PZ-8-7.5		1125								X																X
13	PZ-7-1.0		1130								X																X
14	PZ-7-3.0		1140								X																X
15	PZ-7-5.0		1150								X																X
16	PZ-7-7.5		1155								X																X
17	PZ-11-1.0		1205								X																X
18	PZ-11-3.0		1210								X																X
19	PZ-11-5.0		1220								X																X
20	PZ-11-7.5	↓	1220	↓	↓						X																X

	Signature	Company	Date	Time
Relinquished	Ryan Ostrom	Farallon	10/12/15	0900
Received		OSE	10/12/15	0900
Relinquished				
Received				
Relinquished				
Received				
Reviewed/Date		Reviewed/Date		

Comments/Special Instructions

Chromatograms with final report ☐

Data Package: Standard ☐ Level III ☐ Level IV ☐

Electronic Data Deliverables (EDDs) ☐ _____

Chain of Custody

OnSite Environmental Inc.
Analytical Laboratory Testing Services
14648 NE 95th Street • Redmond, WA 98052
Phone: (425) 883-3881 • www.onsite-env.com

Company: Farallon
Project Number: 457-007
Project Name: Remedial Investigation
Project Manager: Jeff Kaspar
Sampled by: Ryan Ostrom

Turnaround Request (in working days)
(Check One)
☐ Same Day ☐ 1 Day
☐ 2 Days ☐ 3 Days
☒ Standard (7 Days) (TPH analysis 5 Days)
☐ _____ (other)

Laboratory Number: 10-084

Lab ID	Sample Identification	Date Sampled	Time Sampled	Matrix	Number of Containers	NWTPH-HCID	NWTPH-Gx/BTEX	NWTPH-Gx	NWTPH-Dx	Volatiles 8260C	Halogenated Volatiles 8260C	Semivolatiles 8270D/SIM (with low-level PAHs)	PAHs 8270D/SIM (low-level)	PCBs 8082A	Organochlorine Pesticides 8081B	Organophosphorus Pesticides 8270D/SIM	Chlorinated Acid Herbicides 8151A	Total RCRA Metals	Total MTCA Metals	TCLP Metals	HEM (oil and grease) 1664A	% Moisture
21	P2-5-1.0	10/10/15	1225	S	4						X											X
22	P2-5-3.0		1225								X											X
23	P2-5-5.0		1235								X											X
24	P2-5-7.5		1235								X											X
25	P2-6-1.0		1250								X											X
26	P2-6-3.0		1250								X											X
27	P2-6-5.0		1255								X											X
28	P2-6-8.0		1255								X											X
29	P2-4-1.0		1315								X											X
30	P2-4-3.0		1325								X											X

	Signature	Company	Date	Time
Relinquished	Ryan Ostrom	Farallon	10/12/15	0900
Received		OSE	10/12/15	0900
Relinquished				
Received				
Relinquished				
Received				
Reviewed/Date		Reviewed/Date		

Comments/Special Instructions

Chromatograms with final report ☐

Data Package: Standard ☐ Level III ☐ Level IV ☐ Electronic Data Deliverables (EDDs) ☐ _____

Chain of Custody

OnSite Environmental Inc.
Analytical Laboratory Testing Services
14648 NE 95th Street • Redmond, WA 98052
Phone: (425) 883-3881 • www.onsite-env.com

Company: Farallon
Project Number: 457-007
Project Name: Remedial Investigation
Project Manager: Jeff Kaspar
Sampled by: Ryan Ostrom

Turnaround Request (in working days)
(Check One)
☐ Same Day ☐ 1 Day
☐ 2 Days ☐ 3 Days
☒ Standard (7 Days) (TPH analysis 5 Days)
☐ _____ (other)

Laboratory Number: 10-084

Lab ID	Sample Identification	Date Sampled	Time Sampled	Matrix	Number of Containers	NWTPH-HCID	NWTPH-Gx/BTEX	NWTPH-Gx	NWTPH-Dx	Volatiles 8260C	Halogenated Volatiles 8260C	Semivolatiles 8270D/SIM (with low-level PAHs)	PAHs 8270D/SIM (low-level)	PCBs 8082A	Organochlorine Pesticides 8081B	Organophosphorus Pesticides 8270D/SIM	Chlorinated Acid Herbicides 8151A	Total RCRA Metals	Total MTCA Metals	TCLP Metals	HEM (oil and grease) 1664A	% Moisture
31	PZ-4-5.0	10/10/15	1325	S	4						X											X
32	PZ-4-7.5		1325								X											X
33	PZ-14-1.0		1335								X											X
34	PZ-14-3.0		1340								X											X
35	PZ-14-5.0		1350								X											X
36	PZ-14-8.0		1355								X											X
37	PZ-13-1.0		1415								X											X
38	PZ-13-3.0		1420								X											X
39	PZ-13-5.0		1420								X											X
40	PZ-13-8.0	↓	1420	↓	↓						X											X

	Signature	Company	Date	Time
Relinquished	Ryan Ostrom	Farallon	10/12/15	0900
Received	DSR	OSE	10/12/15	0900
Relinquished				
Received				
Relinquished				
Received				
Reviewed/Date		Reviewed/Date		

Comments/Special Instructions

Chromatograms with final report ☐

Data Package: Standard ☐ Level III ☐ Level IV ☐ Electronic Data Deliverables (EDDs) ☐ _____

Chain of Custody

OnSite Environmental Inc.
Analytical Laboratory Testing Services
14648 NE 95th Street • Redmond, WA 98052
Phone: (425) 883-3881 • www.onsite-env.com

Company: Farallon
Project Number: 457-007
Project Name: Remedial Investigation
Project Manager: Jeff Kaspar
Sampled by: Ryan Ostrom

Turnaround Request (in working days)
(Check One)
☐ Same Day ☐ 1 Day
☐ 2 Days ☐ 3 Days
☒ Standard (7 Days) (TPH analysis 5 Days)
☐ _____ (other)

Laboratory Number: 10-084

Lab ID	Sample Identification	Date Sampled	Time Sampled	Matrix	Number of Containers	NWTPH-HCID	NWTPH-Gx/BTEX	NWTPH-Gx	NWTPH-Dx	Volatiles 8260C	Halogenated Volatiles 8260C	Semivolatiles 8270D/SIM (with low-level PAHs)	PAHs 8270D/SIM (low-level)	PCBs 8082A	Organochlorine Pesticides 8081B	Organophosphorus Pesticides 8270D/SIM	Chlorinated Acid Herbicides 8151A	Total RCRA Metals	Total MTCA Metals	TCLP Metals	HEM (oil and grease) 1664A	% Moisture
41	PZ-12-1.0	10/10/15	1440	S	4						X											X
42	PZ-12-3.0		1445								X											X
43	PZ-12-5.0		1445								X											X
44	PZ-12-8.5		1450								X											X
45	PZ-15-1.0	10/11/15	0905								X											X
46	PZ-15-3.0		0906								X											X
47	PZ-15-5.0		0910								X											X
48	PZ-15-8.0		0910								X											X
49	PZ-16-1.0		0922								X											X
50	PZ-16-3.0		0922								X											X

	Signature	Company	Date	Time
Relinquished	Ryan Ostrom	Farallon	10/12/15	0900
Received		OSE	10/12/15	0900
Relinquished				
Received				
Relinquished				
Received				
Reviewed/Date		Reviewed/Date		

Comments/Special Instructions

Chromatograms with final report ☐

Data Package: Standard ☐ Level III ☐ Level IV ☐ Electronic Data Deliverables (EDDs) ☐ _____

Chain of Custody

OnSite Environmental Inc.
Analytical Laboratory Testing Services
14648 NE 95th Street • Redmond, WA 98052
Phone: (425) 883-3881 • www.onsite-env.com

Company: Farallon
Project Number: 457-007
Project Name: Remedial Investigation
Project Manager: Jeff Kaspar
Sampled by: Ryan Ostrom

Turnaround Request (in working days)
(Check One)
☐ Same Day ☐ 1 Day
☐ 2 Days ☐ 3 Days
☒ Standard (7 Days) (TPH analysis 5 Days)
☐ _____ (other)

Laboratory Number: 10-084

Lab ID	Sample Identification	Date Sampled	Time Sampled	Matrix	Number of Containers	NWTPH-HCID	NWTPH-Gx/BTEX	NWTPH-Gx	NWTPH-Dx	Volatiles 8260C	Halogenated Volatiles 8260C	Semivolatiles 8270D/SIM (with low-level PAHs)	PAHs 8270D/SIM (low-level)	PCBs 8082A	Organochlorine Pesticides 8081B	Organophosphorus Pesticides 8270D/SIM	Chlorinated Acid Herbicides 8151A	Total RCRA Metals	Total MTCA Metals	TCLP Metals	HEM (oil and grease) 1664A						% Moisture
51	PZ-16-5.0	10/11/15	0930	S	4						X																X
52	PZ-16-7.5		0930								X																X
53	PZ-17-1.0		1030								X																X
54	PZ-17-3.0		1030								X																X
55	PZ-17-5.0		1040								X																X
56	PZ-17-7.5		1040								X																X
57	PZ-1-1.0		1110								X																X
58	PZ-1-3.0		1110								X																X
59	PZ-2-1.0		1130								X																X
60	PZ-2-3.0	↓	1130	↓	↓						X																X

	Signature	Company	Date	Time	Comments/Special Instructions
Relinquished	Ryan Ostrom	Farallon	10/12/15	0900	
Received		OSE	10/12/15	0900	
Relinquished					
Received					
Relinquished					
Received					
Reviewed/Date		Reviewed/Date			Chromatograms with final report ☐

Data Package: Standard ☐ Level III ☐ Level IV ☐ Electronic Data Deliverables (EDDs) ☐ _____

Chain of Custody

OnSite Environmental Inc.
Analytical Laboratory Testing Services
14648 NE 95th Street • Redmond, WA 98052
Phone: (425) 883-3881 • www.onsite-env.com

Company: Farallon
Project Number: 457-007
Project Name: Remedial Investigation
Project Manager: Jeff Kaspar
Sampled by: Ryan Ostrom

Turnaround Request (in working days)
(Check One)
☐ Same Day ☐ 1 Day
☐ 2 Days ☐ 3 Days
☒ Standard (7 Days) (TPH analysis 5 Days)
☐ _____ (other)

Laboratory Number: 10-084

Lab ID	Sample Identification	Date Sampled	Time Sampled	Matrix	Number of Containers	NWTPH-HCID	NWTPH-Gx/BTEX	NWTPH-Gx	NWTPH-Dx	Volatiles 8260C	Halogenated Volatiles 8260C	Semivolatiles 8270D/SIM (with low-level PAHs)	PAHs 8270D/SIM (low-level)	PCBs 8082A	Organochlorine Pesticides 8081B	Organophosphorus Pesticides 8270D/SIM	Chlorinated Acid Herbicides 8151A	Total RCRA Metals	Total MTCA Metals	TCLP Metals	HEM (oil and grease) 1664A	% Moisture
61	PZ-2-5.0	10/11/15	1140	S	4						X											X
62	PZ-2-8.0		1140								X											X
63	PZ-3-1.0		1145								X											X
64	PZ-3-3.0		1145								X											X
65	PZ-3-5.0		1150								X											X
66	PZ-3-7.5	↓	1150	↓	↓						X											X
67	PZ-TRIPBLANK-1	10/10/15	—	W	1						X											~~X~~ NC
68	PZ-TRIPBLANK-2		—								X											X
69	PZ-TRIPBLANK-3		—								X											~~X~~
70	PZ-TRIPBLANK-4	↓	—	↓	↓						X											~~X~~

	Signature	Company	Date	Time
Relinquished	Ryan Ostrom	Farallon	10/12/15	0900
Received		OSE	10/12/15	0900
Relinquished				
Received				
Relinquished				
Received				
Reviewed/Date		Reviewed/Date		

Comments/Special Instructions

Chromatograms with final report ☐

Data Package: Standard ☐ Level III ☐ Level IV ☐ Electronic Data Deliverables (EDDs) ☐ _____

Chain of Custody

OnSite Environmental Inc.
Analytical Laboratory Testing Services
14648 NE 95th Street • Redmond, WA 98052
Phone: (425) 883-3881 • www.onsite-env.com

Company: Farallon
Project Number: 457-007
Project Name: Remedial Investigation
Project Manager: Jeff Kaspar
Sampled by: Ryan Ostrom

Turnaround Request (in working days)

(Check One)

- ☐ Same Day
- ☐ 1 Day
- ☐ 2 Days
- ☐ 3 Days
- ☒ Standard (7 Days) (TPH analysis 5 Days)
- ☐ _____ (other)

Laboratory Number: 10-084

Lab ID	Sample Identification	Date Sampled	Time Sampled	Matrix	Number of Containers	NWTPH-HCID	NWTPH-Gx/BTEX	NWTPH-Gx	NWTPH-Dx	Volatiles 8260C	Halogenated Volatiles 8260C	Semivolatiles 8270D/SIM (with low-level PAHs)	PAHs 8270D/SIM (low-level)	PCBs 8082A	Organochlorine Pesticides 8081B	Organophosphorus Pesticides 8270D/SIM	Chlorinated Acid Herbicides 8151A	Total RCRA Metals	Total MTCA Metals	TCLP Metals	HEM (oil and grease) 1664A	% Moisture
71	~~P2~~-TRIPBLANK-5	10/11/15	—	W	1						X											
72	P2-TRIPBLANK-6	↓	—	↓	↓						X											
73	P2-TRIPBLANK-7	↓	—	↓	↓						X											

RO

	Signature	Company	Date	Time	Comments/Special Instructions
Relinquished	Ryan Ostrom	Farallon	10/12/15	0900	
Received		OSI	10/12/15	0900	
Relinquished					
Received					
Relinquished					
Received					
Reviewed/Date		Reviewed/Date			Chromatograms with final report ☐

Data Package: Standard ☐ Level III ☐ Level IV ☐ Electronic Data Deliverables (EDDs) ☐ _____

OnSite Environmental Inc.

14648 NE 95th Street, Redmond, WA 98052 • (425) 883-3881

October 28, 2015

Jeff Kaspar
Farallon Consulting, LLC
975 5th Avenue NW
Issaquah, WA 98027

Re: Analytical Data for Project 457-007
Laboratory Reference No. 1510-139

Dear Jeff:

Enclosed are the analytical results and associated quality control data for samples submitted on October 19, 2015.

The standard policy of OnSite Environmental, Inc. is to store your samples for 30 days from the date of receipt. If you require longer storage, please contact the laboratory.

We appreciate the opportunity to be of service to you on this project. If you have any questions concerning the data, or need additional information, please feel free to call me.

Sincerely,

David Baumeister
Project Manager

Enclosures

This report pertains to the samples analyzed in accordance with the chain of custody,
and is intended only for the use of the individual or company to whom it is addressed.

Date of Report: October 28, 2015
Samples Submitted: October 19, 2015
Laboratory Reference: 1510-139
Project: 457-007

Case Narrative

Samples were collected on October 17, 2015 and received by the laboratory on October 19, 2015. They were maintained at the laboratory at a temperature of 2°C to 6°C.

Please note that any and all soil sample results are reported on a dry-weight basis, unless otherwise noted below.

General QA/QC issues associated with the analytical data enclosed in this laboratory report will be indicated with a reference to a comment or explanation on the Data Qualifier page. More complex and involved QA/QC issues will be discussed in detail below.

Halogenated Volatiles EPA 8260C (soil) Analysis

Per EPA Method 5035A, samples were received by the laboratory in pre-weighed 40 mL VOA vials within 48 hours of sample collection. They were stored in a freezer at between -7°C and -20°C until extraction or analysis.

Any other QA/QC issues associated with this extraction and analysis will be indicated with a footnote reference and discussed in detail on the Data Qualifier page.

This report pertains to the samples analyzed in accordance with the chain of custody,
and is intended only for the use of the individual or company to whom it is addressed.

Date of Report: October 28, 2015
Samples Submitted: October 19, 2015
Laboratory Reference: 1510-139
Project: 457-007

HALOGENATED VOLATILES EPA 8260C
page 1 of 2

Matrix: Soil
Units: mg/kg

Analyte	Result	PQL	Method	Date Prepared	Date Analyzed	Flags
Client ID:	**P4-B1-1.0-101715**					
Laboratory ID:	10-139-01					
Dichlorodifluoromethane	ND	0.00098	EPA 8260C	10-21-15	10-21-15	
Chloromethane	ND	0.0049	EPA 8260C	10-21-15	10-21-15	
Vinyl Chloride	ND	0.00098	EPA 8260C	10-21-15	10-21-15	
Bromomethane	ND	0.00098	EPA 8260C	10-21-15	10-21-15	
Chloroethane	ND	0.0049	EPA 8260C	10-21-15	10-21-15	
Trichlorofluoromethane	ND	0.00098	EPA 8260C	10-21-15	10-21-15	
1,1-Dichloroethene	ND	0.00098	EPA 8260C	10-21-15	10-21-15	
Iodomethane	ND	0.0049	EPA 8260C	10-21-15	10-21-15	
Methylene Chloride	ND	0.0049	EPA 8260C	10-21-15	10-21-15	
(trans) 1,2-Dichloroethene	ND	0.00098	EPA 8260C	10-21-15	10-21-15	
1,1-Dichloroethane	ND	0.00098	EPA 8260C	10-21-15	10-21-15	
2,2-Dichloropropane	ND	0.00098	EPA 8260C	10-21-15	10-21-15	
(cis) 1,2-Dichloroethene	ND	0.00098	EPA 8260C	10-21-15	10-21-15	
Bromochloromethane	ND	0.00098	EPA 8260C	10-21-15	10-21-15	
Chloroform	ND	0.00098	EPA 8260C	10-21-15	10-21-15	
1,1,1-Trichloroethane	ND	0.00098	EPA 8260C	10-21-15	10-21-15	
Carbon Tetrachloride	ND	0.00098	EPA 8260C	10-21-15	10-21-15	
1,1-Dichloropropene	ND	0.00098	EPA 8260C	10-21-15	10-21-15	
1,2-Dichloroethane	ND	0.00098	EPA 8260C	10-21-15	10-21-15	
Trichloroethene	0.045	0.00098	EPA 8260C	10-21-15	10-21-15	
1,2-Dichloropropane	ND	0.00098	EPA 8260C	10-21-15	10-21-15	
Dibromomethane	ND	0.00098	EPA 8260C	10-21-15	10-21-15	
Bromodichloromethane	ND	0.00098	EPA 8260C	10-21-15	10-21-15	
2-Chloroethyl Vinyl Ether	ND	0.0049	EPA 8260C	10-21-15	10-21-15	
(cis) 1,3-Dichloropropene	ND	0.00098	EPA 8260C	10-21-15	10-21-15	
(trans) 1,3-Dichloropropene	ND	0.00098	EPA 8260C	10-21-15	10-21-15	

This report pertains to the samples analyzed in accordance with the chain of custody,
and is intended only for the use of the individual or company to whom it is addressed.

Date of Report: October 28, 2015
Samples Submitted: October 19, 2015
Laboratory Reference: 1510-139
Project: 457-007

HALOGENATED VOLATILES EPA 8260C
page 2 of 2

Analyte	Result	PQL	Method	Date Prepared	Date Analyzed	Flags
Client ID:	**P4-B1-1.0-101715**					
Laboratory ID:	10-139-01					
1,1,2-Trichloroethane	ND	0.00098	EPA 8260C	10-21-15	10-21-15	
Tetrachloroethene	0.0085	0.00098	EPA 8260C	10-21-15	10-21-15	
1,3-Dichloropropane	ND	0.00098	EPA 8260C	10-21-15	10-21-15	
Dibromochloromethane	ND	0.00098	EPA 8260C	10-21-15	10-21-15	
1,2-Dibromoethane	ND	0.00098	EPA 8260C	10-21-15	10-21-15	
Chlorobenzene	ND	0.00098	EPA 8260C	10-21-15	10-21-15	
1,1,1,2-Tetrachloroethane	ND	0.00098	EPA 8260C	10-21-15	10-21-15	
Bromoform	ND	0.00098	EPA 8260C	10-21-15	10-21-15	
Bromobenzene	ND	0.00098	EPA 8260C	10-21-15	10-21-15	
1,1,2,2-Tetrachloroethane	ND	0.00098	EPA 8260C	10-21-15	10-21-15	
1,2,3-Trichloropropane	ND	0.00098	EPA 8260C	10-21-15	10-21-15	
2-Chlorotoluene	ND	0.00098	EPA 8260C	10-21-15	10-21-15	
4-Chlorotoluene	ND	0.00098	EPA 8260C	10-21-15	10-21-15	
1,3-Dichlorobenzene	ND	0.00098	EPA 8260C	10-21-15	10-21-15	
1,4-Dichlorobenzene	ND	0.00098	EPA 8260C	10-21-15	10-21-15	
1,2-Dichlorobenzene	ND	0.00098	EPA 8260C	10-21-15	10-21-15	
1,2-Dibromo-3-chloropropane	ND	0.0049	EPA 8260C	10-21-15	10-21-15	
1,2,4-Trichlorobenzene	ND	0.00098	EPA 8260C	10-21-15	10-21-15	
Hexachlorobutadiene	ND	0.0049	EPA 8260C	10-21-15	10-21-15	
1,2,3-Trichlorobenzene	ND	0.00098	EPA 8260C	10-21-15	10-21-15	
Surrogate:	*Percent Recovery*	*Control Limits*				
Dibromofluoromethane	*100*	*76-131*				
Toluene-d8	*99*	*83-126*				
4-Bromofluorobenzene	*106*	*60-146*				

This report pertains to the samples analyzed in accordance with the chain of custody,
and is intended only for the use of the individual or company to whom it is addressed.

Date of Report: October 28, 2015
Samples Submitted: October 19, 2015
Laboratory Reference: 1510-139
Project: 457-007

HALOGENATED VOLATILES EPA 8260C
page 1 of 2

Matrix: Soil
Units: mg/kg

Analyte	Result	PQL	Method	Date Prepared	Date Analyzed	Flags
Client ID:	**P4-B1-3.0-101715**					
Laboratory ID:	10-139-02					
Dichlorodifluoromethane	ND	0.00099	EPA 8260C	10-21-15	10-21-15	
Chloromethane	ND	0.0049	EPA 8260C	10-21-15	10-21-15	
Vinyl Chloride	ND	0.00099	EPA 8260C	10-21-15	10-21-15	
Bromomethane	ND	0.00099	EPA 8260C	10-21-15	10-21-15	
Chloroethane	ND	0.0049	EPA 8260C	10-21-15	10-21-15	
Trichlorofluoromethane	ND	0.00099	EPA 8260C	10-21-15	10-21-15	
1,1-Dichloroethene	ND	0.00099	EPA 8260C	10-21-15	10-21-15	
Iodomethane	ND	0.0049	EPA 8260C	10-21-15	10-21-15	
Methylene Chloride	ND	0.0049	EPA 8260C	10-21-15	10-21-15	
(trans) 1,2-Dichloroethene	ND	0.00099	EPA 8260C	10-21-15	10-21-15	
1,1-Dichloroethane	ND	0.00099	EPA 8260C	10-21-15	10-21-15	
2,2-Dichloropropane	ND	0.00099	EPA 8260C	10-21-15	10-21-15	
(cis) 1,2-Dichloroethene	ND	0.00099	EPA 8260C	10-21-15	10-21-15	
Bromochloromethane	ND	0.00099	EPA 8260C	10-21-15	10-21-15	
Chloroform	ND	0.00099	EPA 8260C	10-21-15	10-21-15	
1,1,1-Trichloroethane	ND	0.00099	EPA 8260C	10-21-15	10-21-15	
Carbon Tetrachloride	ND	0.00099	EPA 8260C	10-21-15	10-21-15	
1,1-Dichloropropene	ND	0.00099	EPA 8260C	10-21-15	10-21-15	
1,2-Dichloroethane	ND	0.00099	EPA 8260C	10-21-15	10-21-15	
Trichloroethene	0.0068	0.00099	EPA 8260C	10-21-15	10-21-15	
1,2-Dichloropropane	ND	0.00099	EPA 8260C	10-21-15	10-21-15	
Dibromomethane	ND	0.00099	EPA 8260C	10-21-15	10-21-15	
Bromodichloromethane	ND	0.00099	EPA 8260C	10-21-15	10-21-15	
2-Chloroethyl Vinyl Ether	ND	0.0049	EPA 8260C	10-21-15	10-21-15	
(cis) 1,3-Dichloropropene	ND	0.00099	EPA 8260C	10-21-15	10-21-15	
(trans) 1,3-Dichloropropene	ND	0.00099	EPA 8260C	10-21-15	10-21-15	

This report pertains to the samples analyzed in accordance with the chain of custody,
and is intended only for the use of the individual or company to whom it is addressed.

Date of Report: October 28, 2015
Samples Submitted: October 19, 2015
Laboratory Reference: 1510-139
Project: 457-007

HALOGENATED VOLATILES EPA 8260C
page 2 of 2

Analyte	Result	PQL	Method	Date Prepared	Date Analyzed	Flags
Client ID:	**P4-B1-3.0-101715**					
Laboratory ID:	10-139-02					
1,1,2-Trichloroethane	ND	0.00099	EPA 8260C	10-21-15	10-21-15	
Tetrachloroethene	0.0013	0.00099	EPA 8260C	10-21-15	10-21-15	
1,3-Dichloropropane	ND	0.00099	EPA 8260C	10-21-15	10-21-15	
Dibromochloromethane	ND	0.00099	EPA 8260C	10-21-15	10-21-15	
1,2-Dibromoethane	ND	0.00099	EPA 8260C	10-21-15	10-21-15	
Chlorobenzene	ND	0.00099	EPA 8260C	10-21-15	10-21-15	
1,1,1,2-Tetrachloroethane	ND	0.00099	EPA 8260C	10-21-15	10-21-15	
Bromoform	ND	0.00099	EPA 8260C	10-21-15	10-21-15	
Bromobenzene	ND	0.00099	EPA 8260C	10-21-15	10-21-15	
1,1,2,2-Tetrachloroethane	ND	0.00099	EPA 8260C	10-21-15	10-21-15	
1,2,3-Trichloropropane	ND	0.00099	EPA 8260C	10-21-15	10-21-15	
2-Chlorotoluene	ND	0.00099	EPA 8260C	10-21-15	10-21-15	
4-Chlorotoluene	ND	0.00099	EPA 8260C	10-21-15	10-21-15	
1,3-Dichlorobenzene	ND	0.00099	EPA 8260C	10-21-15	10-21-15	
1,4-Dichlorobenzene	ND	0.00099	EPA 8260C	10-21-15	10-21-15	
1,2-Dichlorobenzene	ND	0.00099	EPA 8260C	10-21-15	10-21-15	
1,2-Dibromo-3-chloropropane	ND	0.0049	EPA 8260C	10-21-15	10-21-15	
1,2,4-Trichlorobenzene	ND	0.00099	EPA 8260C	10-21-15	10-21-15	
Hexachlorobutadiene	ND	0.0049	EPA 8260C	10-21-15	10-21-15	
1,2,3-Trichlorobenzene	ND	0.00099	EPA 8260C	10-21-15	10-21-15	
Surrogate:	*Percent Recovery*	*Control Limits*				
Dibromofluoromethane	*98*	*76-131*				
Toluene-d8	*100*	*83-126*				
4-Bromofluorobenzene	*114*	*60-146*				

This report pertains to the samples analyzed in accordance with the chain of custody,
and is intended only for the use of the individual or company to whom it is addressed.

Date of Report: October 28, 2015
Samples Submitted: October 19, 2015
Laboratory Reference: 1510-139
Project: 457-007

HALOGENATED VOLATILES EPA 8260C
page 1 of 2

Matrix: Soil
Units: mg/kg

Analyte	Result	PQL	Method	Date Prepared	Date Analyzed	Flags
Client ID:	**P4-B1-5.0-101715**					
Laboratory ID:	10-139-03					
Dichlorodifluoromethane	ND	0.0010	EPA 8260C	10-21-15	10-21-15	
Chloromethane	ND	0.0050	EPA 8260C	10-21-15	10-21-15	
Vinyl Chloride	ND	0.0010	EPA 8260C	10-21-15	10-21-15	
Bromomethane	ND	0.0010	EPA 8260C	10-21-15	10-21-15	
Chloroethane	ND	0.0050	EPA 8260C	10-21-15	10-21-15	
Trichlorofluoromethane	ND	0.0010	EPA 8260C	10-21-15	10-21-15	
1,1-Dichloroethene	ND	0.0010	EPA 8260C	10-21-15	10-21-15	
Iodomethane	ND	0.0050	EPA 8260C	10-21-15	10-21-15	
Methylene Chloride	ND	0.0050	EPA 8260C	10-21-15	10-21-15	
(trans) 1,2-Dichloroethene	ND	0.0010	EPA 8260C	10-21-15	10-21-15	
1,1-Dichloroethane	ND	0.0010	EPA 8260C	10-21-15	10-21-15	
2,2-Dichloropropane	ND	0.0010	EPA 8260C	10-21-15	10-21-15	
(cis) 1,2-Dichloroethene	ND	0.0010	EPA 8260C	10-21-15	10-21-15	
Bromochloromethane	ND	0.0010	EPA 8260C	10-21-15	10-21-15	
Chloroform	ND	0.0010	EPA 8260C	10-21-15	10-21-15	
1,1,1-Trichloroethane	ND	0.0010	EPA 8260C	10-21-15	10-21-15	
Carbon Tetrachloride	ND	0.0010	EPA 8260C	10-21-15	10-21-15	
1,1-Dichloropropene	ND	0.0010	EPA 8260C	10-21-15	10-21-15	
1,2-Dichloroethane	ND	0.0010	EPA 8260C	10-21-15	10-21-15	
Trichloroethene	0.015	0.0010	EPA 8260C	10-21-15	10-21-15	
1,2-Dichloropropane	ND	0.0010	EPA 8260C	10-21-15	10-21-15	
Dibromomethane	ND	0.0010	EPA 8260C	10-21-15	10-21-15	
Bromodichloromethane	ND	0.0010	EPA 8260C	10-21-15	10-21-15	
2-Chloroethyl Vinyl Ether	ND	0.0050	EPA 8260C	10-21-15	10-21-15	
(cis) 1,3-Dichloropropene	ND	0.0010	EPA 8260C	10-21-15	10-21-15	
(trans) 1,3-Dichloropropene	ND	0.0010	EPA 8260C	10-21-15	10-21-15	

This report pertains to the samples analyzed in accordance with the chain of custody,
and is intended only for the use of the individual or company to whom it is addressed.

Date of Report: October 28, 2015
Samples Submitted: October 19, 2015
Laboratory Reference: 1510-139
Project: 457-007

HALOGENATED VOLATILES EPA 8260C
page 2 of 2

Analyte	Result	PQL	Method	Date Prepared	Date Analyzed	Flags
Client ID:	**P4-B1-5.0-101715**					
Laboratory ID:	10-139-03					
1,1,2-Trichloroethane	ND	0.0010	EPA 8260C	10-21-15	10-21-15	
Tetrachloroethene	0.0031	0.0010	EPA 8260C	10-21-15	10-21-15	
1,3-Dichloropropane	ND	0.0010	EPA 8260C	10-21-15	10-21-15	
Dibromochloromethane	ND	0.0010	EPA 8260C	10-21-15	10-21-15	
1,2-Dibromoethane	ND	0.0010	EPA 8260C	10-21-15	10-21-15	
Chlorobenzene	ND	0.0010	EPA 8260C	10-21-15	10-21-15	
1,1,1,2-Tetrachloroethane	ND	0.0010	EPA 8260C	10-21-15	10-21-15	
Bromoform	ND	0.0010	EPA 8260C	10-21-15	10-21-15	
Bromobenzene	ND	0.0010	EPA 8260C	10-21-15	10-21-15	
1,1,2,2-Tetrachloroethane	ND	0.0010	EPA 8260C	10-21-15	10-21-15	
1,2,3-Trichloropropane	ND	0.0010	EPA 8260C	10-21-15	10-21-15	
2-Chlorotoluene	ND	0.0010	EPA 8260C	10-21-15	10-21-15	
4-Chlorotoluene	ND	0.0010	EPA 8260C	10-21-15	10-21-15	
1,3-Dichlorobenzene	ND	0.0010	EPA 8260C	10-21-15	10-21-15	
1,4-Dichlorobenzene	ND	0.0010	EPA 8260C	10-21-15	10-21-15	
1,2-Dichlorobenzene	ND	0.0010	EPA 8260C	10-21-15	10-21-15	
1,2-Dibromo-3-chloropropane	ND	0.0050	EPA 8260C	10-21-15	10-21-15	
1,2,4-Trichlorobenzene	ND	0.0010	EPA 8260C	10-21-15	10-21-15	
Hexachlorobutadiene	ND	0.0050	EPA 8260C	10-21-15	10-21-15	
1,2,3-Trichlorobenzene	ND	0.0010	EPA 8260C	10-21-15	10-21-15	
Surrogate:	*Percent Recovery*	*Control Limits*				
Dibromofluoromethane	*99*	*76-131*				
Toluene-d8	*100*	*83-126*				
4-Bromofluorobenzene	*112*	*60-146*				

This report pertains to the samples analyzed in accordance with the chain of custody,
and is intended only for the use of the individual or company to whom it is addressed.

Date of Report: October 28, 2015
Samples Submitted: October 19, 2015
Laboratory Reference: 1510-139
Project: 457-007

HALOGENATED VOLATILES EPA 8260C
page 1 of 2

Matrix: Soil
Units: mg/kg

Analyte	Result	PQL	Method	Date Prepared	Date Analyzed	Flags
Client ID:	**P4-B1-7.8-101715**					
Laboratory ID:	10-139-04					
Dichlorodifluoromethane	ND	0.0016	EPA 8260C	10-21-15	10-21-15	
Chloromethane	ND	0.0080	EPA 8260C	10-21-15	10-21-15	
Vinyl Chloride	ND	0.0016	EPA 8260C	10-21-15	10-21-15	
Bromomethane	ND	0.0016	EPA 8260C	10-21-15	10-21-15	
Chloroethane	ND	0.0080	EPA 8260C	10-21-15	10-21-15	
Trichlorofluoromethane	ND	0.0016	EPA 8260C	10-21-15	10-21-15	
1,1-Dichloroethene	ND	0.0016	EPA 8260C	10-21-15	10-21-15	
Iodomethane	ND	0.0080	EPA 8260C	10-21-15	10-21-15	
Methylene Chloride	ND	0.0080	EPA 8260C	10-21-15	10-21-15	
(trans) 1,2-Dichloroethene	ND	0.0016	EPA 8260C	10-21-15	10-21-15	
1,1-Dichloroethane	ND	0.0016	EPA 8260C	10-21-15	10-21-15	
2,2-Dichloropropane	ND	0.0016	EPA 8260C	10-21-15	10-21-15	
(cis) 1,2-Dichloroethene	ND	0.0016	EPA 8260C	10-21-15	10-21-15	
Bromochloromethane	ND	0.0016	EPA 8260C	10-21-15	10-21-15	
Chloroform	ND	0.0016	EPA 8260C	10-21-15	10-21-15	
1,1,1-Trichloroethane	ND	0.0016	EPA 8260C	10-21-15	10-21-15	
Carbon Tetrachloride	ND	0.0016	EPA 8260C	10-21-15	10-21-15	
1,1-Dichloropropene	ND	0.0016	EPA 8260C	10-21-15	10-21-15	
1,2-Dichloroethane	ND	0.0016	EPA 8260C	10-21-15	10-21-15	
Trichloroethene	0.0068	0.0016	EPA 8260C	10-21-15	10-21-15	
1,2-Dichloropropane	ND	0.0016	EPA 8260C	10-21-15	10-21-15	
Dibromomethane	ND	0.0016	EPA 8260C	10-21-15	10-21-15	
Bromodichloromethane	ND	0.0016	EPA 8260C	10-21-15	10-21-15	
2-Chloroethyl Vinyl Ether	ND	0.0080	EPA 8260C	10-21-15	10-21-15	
(cis) 1,3-Dichloropropene	ND	0.0016	EPA 8260C	10-21-15	10-21-15	
(trans) 1,3-Dichloropropene	ND	0.0016	EPA 8260C	10-21-15	10-21-15	

This report pertains to the samples analyzed in accordance with the chain of custody,
and is intended only for the use of the individual or company to whom it is addressed.

Date of Report: October 28, 2015
Samples Submitted: October 19, 2015
Laboratory Reference: 1510-139
Project: 457-007

HALOGENATED VOLATILES EPA 8260C
page 2 of 2

Analyte	Result	PQL	Method	Date Prepared	Date Analyzed	Flags
Client ID:	**P4-B1-7.8-101715**					
Laboratory ID:	10-139-04					
1,1,2-Trichloroethane	ND	0.0016	EPA 8260C	10-21-15	10-21-15	
Tetrachloroethene	0.0036	0.0016	EPA 8260C	10-21-15	10-21-15	
1,3-Dichloropropane	ND	0.0016	EPA 8260C	10-21-15	10-21-15	
Dibromochloromethane	ND	0.0016	EPA 8260C	10-21-15	10-21-15	
1,2-Dibromoethane	ND	0.0016	EPA 8260C	10-21-15	10-21-15	
Chlorobenzene	ND	0.0016	EPA 8260C	10-21-15	10-21-15	
1,1,1,2-Tetrachloroethane	ND	0.0016	EPA 8260C	10-21-15	10-21-15	
Bromoform	ND	0.0016	EPA 8260C	10-21-15	10-21-15	
Bromobenzene	ND	0.0016	EPA 8260C	10-21-15	10-21-15	
1,1,2,2-Tetrachloroethane	ND	0.0016	EPA 8260C	10-21-15	10-21-15	
1,2,3-Trichloropropane	ND	0.0016	EPA 8260C	10-21-15	10-21-15	
2-Chlorotoluene	ND	0.0016	EPA 8260C	10-21-15	10-21-15	
4-Chlorotoluene	ND	0.0016	EPA 8260C	10-21-15	10-21-15	
1,3-Dichlorobenzene	ND	0.0016	EPA 8260C	10-21-15	10-21-15	
1,4-Dichlorobenzene	ND	0.0016	EPA 8260C	10-21-15	10-21-15	
1,2-Dichlorobenzene	ND	0.0016	EPA 8260C	10-21-15	10-21-15	
1,2-Dibromo-3-chloropropane	ND	0.0080	EPA 8260C	10-21-15	10-21-15	
1,2,4-Trichlorobenzene	ND	0.0016	EPA 8260C	10-21-15	10-21-15	
Hexachlorobutadiene	ND	0.0080	EPA 8260C	10-21-15	10-21-15	
1,2,3-Trichlorobenzene	ND	0.0016	EPA 8260C	10-21-15	10-21-15	
Surrogate:	*Percent Recovery*	*Control Limits*				
Dibromofluoromethane	*94*	*76-131*				
Toluene-d8	*95*	*83-126*				
4-Bromofluorobenzene	*110*	*60-146*				

This report pertains to the samples analyzed in accordance with the chain of custody,
and is intended only for the use of the individual or company to whom it is addressed.

Date of Report: October 28, 2015
Samples Submitted: October 19, 2015
Laboratory Reference: 1510-139
Project: 457-007

HALOGENATED VOLATILES EPA 8260C
page 1 of 2

Matrix: Soil
Units: mg/kg

Analyte	Result	PQL	Method	Date Prepared	Date Analyzed	Flags
Client ID:	**P4-B2-1.0-101715**					
Laboratory ID:	10-139-05					
Dichlorodifluoromethane	ND	0.00099	EPA 8260C	10-21-15	10-21-15	
Chloromethane	ND	0.0049	EPA 8260C	10-21-15	10-21-15	
Vinyl Chloride	ND	0.00099	EPA 8260C	10-21-15	10-21-15	
Bromomethane	ND	0.00099	EPA 8260C	10-21-15	10-21-15	
Chloroethane	ND	0.0049	EPA 8260C	10-21-15	10-21-15	
Trichlorofluoromethane	ND	0.00099	EPA 8260C	10-21-15	10-21-15	
1,1-Dichloroethene	ND	0.00099	EPA 8260C	10-21-15	10-21-15	
Iodomethane	ND	0.0049	EPA 8260C	10-21-15	10-21-15	
Methylene Chloride	ND	0.0049	EPA 8260C	10-21-15	10-21-15	
(trans) 1,2-Dichloroethene	ND	0.00099	EPA 8260C	10-21-15	10-21-15	
1,1-Dichloroethane	ND	0.00099	EPA 8260C	10-21-15	10-21-15	
2,2-Dichloropropane	ND	0.00099	EPA 8260C	10-21-15	10-21-15	
(cis) 1,2-Dichloroethene	ND	0.00099	EPA 8260C	10-21-15	10-21-15	
Bromochloromethane	ND	0.00099	EPA 8260C	10-21-15	10-21-15	
Chloroform	ND	0.00099	EPA 8260C	10-21-15	10-21-15	
1,1,1-Trichloroethane	ND	0.00099	EPA 8260C	10-21-15	10-21-15	
Carbon Tetrachloride	ND	0.00099	EPA 8260C	10-21-15	10-21-15	
1,1-Dichloropropene	ND	0.00099	EPA 8260C	10-21-15	10-21-15	
1,2-Dichloroethane	ND	0.00099	EPA 8260C	10-21-15	10-21-15	
Trichloroethene	0.0039	0.00099	EPA 8260C	10-21-15	10-21-15	
1,2-Dichloropropane	ND	0.00099	EPA 8260C	10-21-15	10-21-15	
Dibromomethane	ND	0.00099	EPA 8260C	10-21-15	10-21-15	
Bromodichloromethane	ND	0.00099	EPA 8260C	10-21-15	10-21-15	
2-Chloroethyl Vinyl Ether	ND	0.0049	EPA 8260C	10-21-15	10-21-15	
(cis) 1,3-Dichloropropene	ND	0.00099	EPA 8260C	10-21-15	10-21-15	
(trans) 1,3-Dichloropropene	ND	0.00099	EPA 8260C	10-21-15	10-21-15	

This report pertains to the samples analyzed in accordance with the chain of custody,
and is intended only for the use of the individual or company to whom it is addressed.

Date of Report: October 28, 2015
Samples Submitted: October 19, 2015
Laboratory Reference: 1510-139
Project: 457-007

HALOGENATED VOLATILES EPA 8260C
page 2 of 2

Analyte	Result	PQL	Method	Date Prepared	Date Analyzed	Flags
Client ID:	**P4-B2-1.0-101715**					
Laboratory ID:	10-139-05					
1,1,2-Trichloroethane	ND	0.00099	EPA 8260C	10-21-15	10-21-15	
Tetrachloroethene	ND	0.00099	EPA 8260C	10-21-15	10-21-15	
1,3-Dichloropropane	ND	0.00099	EPA 8260C	10-21-15	10-21-15	
Dibromochloromethane	ND	0.00099	EPA 8260C	10-21-15	10-21-15	
1,2-Dibromoethane	ND	0.00099	EPA 8260C	10-21-15	10-21-15	
Chlorobenzene	ND	0.00099	EPA 8260C	10-21-15	10-21-15	
1,1,1,2-Tetrachloroethane	ND	0.00099	EPA 8260C	10-21-15	10-21-15	
Bromoform	ND	0.00099	EPA 8260C	10-21-15	10-21-15	
Bromobenzene	ND	0.00099	EPA 8260C	10-21-15	10-21-15	
1,1,2,2-Tetrachloroethane	ND	0.00099	EPA 8260C	10-21-15	10-21-15	
1,2,3-Trichloropropane	ND	0.00099	EPA 8260C	10-21-15	10-21-15	
2-Chlorotoluene	ND	0.00099	EPA 8260C	10-21-15	10-21-15	
4-Chlorotoluene	ND	0.00099	EPA 8260C	10-21-15	10-21-15	
1,3-Dichlorobenzene	ND	0.00099	EPA 8260C	10-21-15	10-21-15	
1,4-Dichlorobenzene	ND	0.00099	EPA 8260C	10-21-15	10-21-15	
1,2-Dichlorobenzene	ND	0.00099	EPA 8260C	10-21-15	10-21-15	
1,2-Dibromo-3-chloropropane	ND	0.0049	EPA 8260C	10-21-15	10-21-15	
1,2,4-Trichlorobenzene	ND	0.00099	EPA 8260C	10-21-15	10-21-15	
Hexachlorobutadiene	ND	0.0049	EPA 8260C	10-21-15	10-21-15	
1,2,3-Trichlorobenzene	ND	0.00099	EPA 8260C	10-21-15	10-21-15	
Surrogate:	*Percent Recovery*	*Control Limits*				
Dibromofluoromethane	*99*	*76-131*				
Toluene-d8	*101*	*83-126*				
4-Bromofluorobenzene	*107*	*60-146*				

This report pertains to the samples analyzed in accordance with the chain of custody,
and is intended only for the use of the individual or company to whom it is addressed.

Date of Report: October 28, 2015
Samples Submitted: October 19, 2015
Laboratory Reference: 1510-139
Project: 457-007

HALOGENATED VOLATILES EPA 8260C
page 1 of 2

Matrix: Soil
Units: mg/kg

Analyte	Result	PQL	Method	Date Prepared	Date Analyzed	Flags
Client ID:	**P4-B2-3.0-101715**					
Laboratory ID:	10-139-06					
Dichlorodifluoromethane	ND	0.0011	EPA 8260C	10-21-15	10-21-15	
Chloromethane	ND	0.0054	EPA 8260C	10-21-15	10-21-15	
Vinyl Chloride	ND	0.0011	EPA 8260C	10-21-15	10-21-15	
Bromomethane	ND	0.0011	EPA 8260C	10-21-15	10-21-15	
Chloroethane	ND	0.0054	EPA 8260C	10-21-15	10-21-15	
Trichlorofluoromethane	ND	0.0011	EPA 8260C	10-21-15	10-21-15	
1,1-Dichloroethene	ND	0.0011	EPA 8260C	10-21-15	10-21-15	
Iodomethane	ND	0.0054	EPA 8260C	10-21-15	10-21-15	
Methylene Chloride	ND	0.0054	EPA 8260C	10-21-15	10-21-15	
(trans) 1,2-Dichloroethene	ND	0.0011	EPA 8260C	10-21-15	10-21-15	
1,1-Dichloroethane	ND	0.0011	EPA 8260C	10-21-15	10-21-15	
2,2-Dichloropropane	ND	0.0011	EPA 8260C	10-21-15	10-21-15	
(cis) 1,2-Dichloroethene	ND	0.0011	EPA 8260C	10-21-15	10-21-15	
Bromochloromethane	ND	0.0011	EPA 8260C	10-21-15	10-21-15	
Chloroform	ND	0.0011	EPA 8260C	10-21-15	10-21-15	
1,1,1-Trichloroethane	ND	0.0011	EPA 8260C	10-21-15	10-21-15	
Carbon Tetrachloride	ND	0.0011	EPA 8260C	10-21-15	10-21-15	
1,1-Dichloropropene	ND	0.0011	EPA 8260C	10-21-15	10-21-15	
1,2-Dichloroethane	ND	0.0011	EPA 8260C	10-21-15	10-21-15	
Trichloroethene	ND	0.0011	EPA 8260C	10-21-15	10-21-15	
1,2-Dichloropropane	ND	0.0011	EPA 8260C	10-21-15	10-21-15	
Dibromomethane	ND	0.0011	EPA 8260C	10-21-15	10-21-15	
Bromodichloromethane	ND	0.0011	EPA 8260C	10-21-15	10-21-15	
2-Chloroethyl Vinyl Ether	ND	0.0054	EPA 8260C	10-21-15	10-21-15	
(cis) 1,3-Dichloropropene	ND	0.0011	EPA 8260C	10-21-15	10-21-15	
(trans) 1,3-Dichloropropene	ND	0.0011	EPA 8260C	10-21-15	10-21-15	

This report pertains to the samples analyzed in accordance with the chain of custody,
and is intended only for the use of the individual or company to whom it is addressed.

Date of Report: October 28, 2015
Samples Submitted: October 19, 2015
Laboratory Reference: 1510-139
Project: 457-007

HALOGENATED VOLATILES EPA 8260C
page 2 of 2

Analyte	Result	PQL	Method	Date Prepared	Date Analyzed	Flags
Client ID:	**P4-B2-3.0-101715**					
Laboratory ID:	10-139-06					
1,1,2-Trichloroethane	ND	0.0011	EPA 8260C	10-21-15	10-21-15	
Tetrachloroethene	ND	0.0011	EPA 8260C	10-21-15	10-21-15	
1,3-Dichloropropane	ND	0.0011	EPA 8260C	10-21-15	10-21-15	
Dibromochloromethane	ND	0.0011	EPA 8260C	10-21-15	10-21-15	
1,2-Dibromoethane	ND	0.0011	EPA 8260C	10-21-15	10-21-15	
Chlorobenzene	ND	0.0011	EPA 8260C	10-21-15	10-21-15	
1,1,1,2-Tetrachloroethane	ND	0.0011	EPA 8260C	10-21-15	10-21-15	
Bromoform	ND	0.0011	EPA 8260C	10-21-15	10-21-15	
Bromobenzene	ND	0.0011	EPA 8260C	10-21-15	10-21-15	
1,1,2,2-Tetrachloroethane	ND	0.0011	EPA 8260C	10-21-15	10-21-15	
1,2,3-Trichloropropane	ND	0.0011	EPA 8260C	10-21-15	10-21-15	
2-Chlorotoluene	ND	0.0011	EPA 8260C	10-21-15	10-21-15	
4-Chlorotoluene	ND	0.0011	EPA 8260C	10-21-15	10-21-15	
1,3-Dichlorobenzene	ND	0.0011	EPA 8260C	10-21-15	10-21-15	
1,4-Dichlorobenzene	ND	0.0011	EPA 8260C	10-21-15	10-21-15	
1,2-Dichlorobenzene	ND	0.0011	EPA 8260C	10-21-15	10-21-15	
1,2-Dibromo-3-chloropropane	ND	0.0054	EPA 8260C	10-21-15	10-21-15	
1,2,4-Trichlorobenzene	ND	0.0011	EPA 8260C	10-21-15	10-21-15	
Hexachlorobutadiene	ND	0.0054	EPA 8260C	10-21-15	10-21-15	
1,2,3-Trichlorobenzene	ND	0.0011	EPA 8260C	10-21-15	10-21-15	
Surrogate:	*Percent Recovery*	*Control Limits*				
Dibromofluoromethane	*98*	*76-131*				
Toluene-d8	*104*	*83-126*				
4-Bromofluorobenzene	*116*	*60-146*				

This report pertains to the samples analyzed in accordance with the chain of custody,
and is intended only for the use of the individual or company to whom it is addressed.

Date of Report: October 28, 2015
Samples Submitted: October 19, 2015
Laboratory Reference: 1510-139
Project: 457-007

HALOGENATED VOLATILES EPA 8260C
page 1 of 2

Matrix: Soil
Units: mg/kg

Analyte	Result	PQL	Method	Date Prepared	Date Analyzed	Flags
Client ID:	**P4-B2-5.0-101715**					
Laboratory ID:	10-139-07					
Dichlorodifluoromethane	ND	0.00096	EPA 8260C	10-21-15	10-21-15	
Chloromethane	ND	0.0048	EPA 8260C	10-21-15	10-21-15	
Vinyl Chloride	ND	0.00096	EPA 8260C	10-21-15	10-21-15	
Bromomethane	ND	0.00096	EPA 8260C	10-21-15	10-21-15	
Chloroethane	ND	0.0048	EPA 8260C	10-21-15	10-21-15	
Trichlorofluoromethane	ND	0.00096	EPA 8260C	10-21-15	10-21-15	
1,1-Dichloroethene	ND	0.00096	EPA 8260C	10-21-15	10-21-15	
Iodomethane	ND	0.0048	EPA 8260C	10-21-15	10-21-15	
Methylene Chloride	ND	0.0048	EPA 8260C	10-21-15	10-21-15	
(trans) 1,2-Dichloroethene	ND	0.00096	EPA 8260C	10-21-15	10-21-15	
1,1-Dichloroethane	ND	0.00096	EPA 8260C	10-21-15	10-21-15	
2,2-Dichloropropane	ND	0.00096	EPA 8260C	10-21-15	10-21-15	
(cis) 1,2-Dichloroethene	ND	0.00096	EPA 8260C	10-21-15	10-21-15	
Bromochloromethane	ND	0.00096	EPA 8260C	10-21-15	10-21-15	
Chloroform	ND	0.00096	EPA 8260C	10-21-15	10-21-15	
1,1,1-Trichloroethane	ND	0.00096	EPA 8260C	10-21-15	10-21-15	
Carbon Tetrachloride	ND	0.00096	EPA 8260C	10-21-15	10-21-15	
1,1-Dichloropropene	ND	0.00096	EPA 8260C	10-21-15	10-21-15	
1,2-Dichloroethane	ND	0.00096	EPA 8260C	10-21-15	10-21-15	
Trichloroethene	0.0020	0.00096	EPA 8260C	10-21-15	10-21-15	
1,2-Dichloropropane	ND	0.00096	EPA 8260C	10-21-15	10-21-15	
Dibromomethane	ND	0.00096	EPA 8260C	10-21-15	10-21-15	
Bromodichloromethane	ND	0.00096	EPA 8260C	10-21-15	10-21-15	
2-Chloroethyl Vinyl Ether	ND	0.0048	EPA 8260C	10-21-15	10-21-15	
(cis) 1,3-Dichloropropene	ND	0.00096	EPA 8260C	10-21-15	10-21-15	
(trans) 1,3-Dichloropropene	ND	0.00096	EPA 8260C	10-21-15	10-21-15	

This report pertains to the samples analyzed in accordance with the chain of custody,
and is intended only for the use of the individual or company to whom it is addressed.

Date of Report: October 28, 2015
Samples Submitted: October 19, 2015
Laboratory Reference: 1510-139
Project: 457-007

HALOGENATED VOLATILES EPA 8260C
page 2 of 2

Analyte	Result	PQL	Method	Date Prepared	Date Analyzed	Flags
Client ID:	**P4-B2-5.0-101715**					
Laboratory ID:	10-139-07					
1,1,2-Trichloroethane	ND	0.00096	EPA 8260C	10-21-15	10-21-15	
Tetrachloroethene	ND	0.00096	EPA 8260C	10-21-15	10-21-15	
1,3-Dichloropropane	ND	0.00096	EPA 8260C	10-21-15	10-21-15	
Dibromochloromethane	ND	0.00096	EPA 8260C	10-21-15	10-21-15	
1,2-Dibromoethane	ND	0.00096	EPA 8260C	10-21-15	10-21-15	
Chlorobenzene	ND	0.00096	EPA 8260C	10-21-15	10-21-15	
1,1,1,2-Tetrachloroethane	ND	0.00096	EPA 8260C	10-21-15	10-21-15	
Bromoform	ND	0.00096	EPA 8260C	10-21-15	10-21-15	
Bromobenzene	ND	0.00096	EPA 8260C	10-21-15	10-21-15	
1,1,2,2-Tetrachloroethane	ND	0.00096	EPA 8260C	10-21-15	10-21-15	
1,2,3-Trichloropropane	ND	0.00096	EPA 8260C	10-21-15	10-21-15	
2-Chlorotoluene	ND	0.00096	EPA 8260C	10-21-15	10-21-15	
4-Chlorotoluene	ND	0.00096	EPA 8260C	10-21-15	10-21-15	
1,3-Dichlorobenzene	ND	0.00096	EPA 8260C	10-21-15	10-21-15	
1,4-Dichlorobenzene	ND	0.00096	EPA 8260C	10-21-15	10-21-15	
1,2-Dichlorobenzene	ND	0.00096	EPA 8260C	10-21-15	10-21-15	
1,2-Dibromo-3-chloropropane	ND	0.0048	EPA 8260C	10-21-15	10-21-15	
1,2,4-Trichlorobenzene	ND	0.00096	EPA 8260C	10-21-15	10-21-15	
Hexachlorobutadiene	ND	0.0048	EPA 8260C	10-21-15	10-21-15	
1,2,3-Trichlorobenzene	ND	0.00096	EPA 8260C	10-21-15	10-21-15	
Surrogate:	*Percent Recovery*	*Control Limits*				
Dibromofluoromethane	*96*	*76-131*				
Toluene-d8	*100*	*83-126*				
4-Bromofluorobenzene	*108*	*60-146*				

This report pertains to the samples analyzed in accordance with the chain of custody,
and is intended only for the use of the individual or company to whom it is addressed.

Date of Report: October 28, 2015
Samples Submitted: October 19, 2015
Laboratory Reference: 1510-139
Project: 457-007

HALOGENATED VOLATILES EPA 8260C
page 1 of 2

Matrix: Soil
Units: mg/kg

Analyte	Result	PQL	Method	Date Prepared	Date Analyzed	Flags
Client ID:	**P4-B2-8.0-101715**					
Laboratory ID:	10-139-08					
Dichlorodifluoromethane	ND	0.0015	EPA 8260C	10-21-15	10-21-15	
Chloromethane	ND	0.0075	EPA 8260C	10-21-15	10-21-15	
Vinyl Chloride	ND	0.0015	EPA 8260C	10-21-15	10-21-15	
Bromomethane	ND	0.0015	EPA 8260C	10-21-15	10-21-15	
Chloroethane	ND	0.0075	EPA 8260C	10-21-15	10-21-15	
Trichlorofluoromethane	ND	0.0015	EPA 8260C	10-21-15	10-21-15	
1,1-Dichloroethene	ND	0.0015	EPA 8260C	10-21-15	10-21-15	
Iodomethane	ND	0.0075	EPA 8260C	10-21-15	10-21-15	
Methylene Chloride	ND	0.0075	EPA 8260C	10-21-15	10-21-15	
(trans) 1,2-Dichloroethene	ND	0.0015	EPA 8260C	10-21-15	10-21-15	
1,1-Dichloroethane	ND	0.0015	EPA 8260C	10-21-15	10-21-15	
2,2-Dichloropropane	ND	0.0015	EPA 8260C	10-21-15	10-21-15	
(cis) 1,2-Dichloroethene	ND	0.0015	EPA 8260C	10-21-15	10-21-15	
Bromochloromethane	ND	0.0015	EPA 8260C	10-21-15	10-21-15	
Chloroform	ND	0.0015	EPA 8260C	10-21-15	10-21-15	
1,1,1-Trichloroethane	ND	0.0015	EPA 8260C	10-21-15	10-21-15	
Carbon Tetrachloride	ND	0.0015	EPA 8260C	10-21-15	10-21-15	
1,1-Dichloropropene	ND	0.0015	EPA 8260C	10-21-15	10-21-15	
1,2-Dichloroethane	ND	0.0015	EPA 8260C	10-21-15	10-21-15	
Trichloroethene	ND	0.0015	EPA 8260C	10-21-15	10-21-15	
1,2-Dichloropropane	ND	0.0015	EPA 8260C	10-21-15	10-21-15	
Dibromomethane	ND	0.0015	EPA 8260C	10-21-15	10-21-15	
Bromodichloromethane	ND	0.0015	EPA 8260C	10-21-15	10-21-15	
2-Chloroethyl Vinyl Ether	ND	0.0075	EPA 8260C	10-21-15	10-21-15	
(cis) 1,3-Dichloropropene	ND	0.0015	EPA 8260C	10-21-15	10-21-15	
(trans) 1,3-Dichloropropene	ND	0.0015	EPA 8260C	10-21-15	10-21-15	

This report pertains to the samples analyzed in accordance with the chain of custody,
and is intended only for the use of the individual or company to whom it is addressed.

Date of Report: October 28, 2015
Samples Submitted: October 19, 2015
Laboratory Reference: 1510-139
Project: 457-007

HALOGENATED VOLATILES EPA 8260C
page 2 of 2

Analyte	Result	PQL	Method	Date Prepared	Date Analyzed	Flags
Client ID:	**P4-B2-8.0-101715**					
Laboratory ID:	10-139-08					
1,1,2-Trichloroethane	ND	0.0015	EPA 8260C	10-21-15	10-21-15	
Tetrachloroethene	ND	0.0015	EPA 8260C	10-21-15	10-21-15	
1,3-Dichloropropane	ND	0.0015	EPA 8260C	10-21-15	10-21-15	
Dibromochloromethane	ND	0.0015	EPA 8260C	10-21-15	10-21-15	
1,2-Dibromoethane	ND	0.0015	EPA 8260C	10-21-15	10-21-15	
Chlorobenzene	ND	0.0015	EPA 8260C	10-21-15	10-21-15	
1,1,1,2-Tetrachloroethane	ND	0.0015	EPA 8260C	10-21-15	10-21-15	
Bromoform	ND	0.0015	EPA 8260C	10-21-15	10-21-15	
Bromobenzene	ND	0.0015	EPA 8260C	10-21-15	10-21-15	
1,1,2,2-Tetrachloroethane	ND	0.0015	EPA 8260C	10-21-15	10-21-15	
1,2,3-Trichloropropane	ND	0.0015	EPA 8260C	10-21-15	10-21-15	
2-Chlorotoluene	ND	0.0015	EPA 8260C	10-21-15	10-21-15	
4-Chlorotoluene	ND	0.0015	EPA 8260C	10-21-15	10-21-15	
1,3-Dichlorobenzene	ND	0.0015	EPA 8260C	10-21-15	10-21-15	
1,4-Dichlorobenzene	ND	0.0015	EPA 8260C	10-21-15	10-21-15	
1,2-Dichlorobenzene	ND	0.0015	EPA 8260C	10-21-15	10-21-15	
1,2-Dibromo-3-chloropropane	ND	0.0075	EPA 8260C	10-21-15	10-21-15	
1,2,4-Trichlorobenzene	ND	0.0015	EPA 8260C	10-21-15	10-21-15	
Hexachlorobutadiene	ND	0.0075	EPA 8260C	10-21-15	10-21-15	
1,2,3-Trichlorobenzene	ND	0.0015	EPA 8260C	10-21-15	10-21-15	
Surrogate:	*Percent Recovery*	*Control Limits*				
Dibromofluoromethane	*96*	*76-131*				
Toluene-d8	*95*	*83-126*				
4-Bromofluorobenzene	*109*	*60-146*				

This report pertains to the samples analyzed in accordance with the chain of custody,
and is intended only for the use of the individual or company to whom it is addressed.

Date of Report: October 28, 2015
Samples Submitted: October 19, 2015
Laboratory Reference: 1510-139
Project: 457-007

HALOGENATED VOLATILES EPA 8260C
page 1 of 2

Matrix: Soil
Units: mg/kg

Analyte	Result	PQL	Method	Date Prepared	Date Analyzed	Flags
Client ID:	**P4-B3-1.0-101715**					
Laboratory ID:	10-139-09					
Dichlorodifluoromethane	ND	0.00089	EPA 8260C	10-22-15	10-22-15	
Chloromethane	ND	0.0045	EPA 8260C	10-22-15	10-22-15	
Vinyl Chloride	ND	0.00089	EPA 8260C	10-22-15	10-22-15	
Bromomethane	ND	0.00089	EPA 8260C	10-22-15	10-22-15	
Chloroethane	ND	0.0045	EPA 8260C	10-22-15	10-22-15	
Trichlorofluoromethane	ND	0.00089	EPA 8260C	10-22-15	10-22-15	
1,1-Dichloroethene	ND	0.00089	EPA 8260C	10-22-15	10-22-15	
Iodomethane	ND	0.0045	EPA 8260C	10-22-15	10-22-15	
Methylene Chloride	ND	0.0045	EPA 8260C	10-22-15	10-22-15	
(trans) 1,2-Dichloroethene	ND	0.00089	EPA 8260C	10-22-15	10-22-15	
1,1-Dichloroethane	ND	0.00089	EPA 8260C	10-22-15	10-22-15	
2,2-Dichloropropane	ND	0.00089	EPA 8260C	10-22-15	10-22-15	
(cis) 1,2-Dichloroethene	ND	0.00089	EPA 8260C	10-22-15	10-22-15	
Bromochloromethane	ND	0.00089	EPA 8260C	10-22-15	10-22-15	
Chloroform	ND	0.00089	EPA 8260C	10-22-15	10-22-15	
1,1,1-Trichloroethane	ND	0.00089	EPA 8260C	10-22-15	10-22-15	
Carbon Tetrachloride	ND	0.00089	EPA 8260C	10-22-15	10-22-15	
1,1-Dichloropropene	ND	0.00089	EPA 8260C	10-22-15	10-22-15	
1,2-Dichloroethane	ND	0.00089	EPA 8260C	10-22-15	10-22-15	
Trichloroethene	0.0069	0.00089	EPA 8260C	10-22-15	10-22-15	
1,2-Dichloropropane	ND	0.00089	EPA 8260C	10-22-15	10-22-15	
Dibromomethane	ND	0.00089	EPA 8260C	10-22-15	10-22-15	
Bromodichloromethane	ND	0.00089	EPA 8260C	10-22-15	10-22-15	
2-Chloroethyl Vinyl Ether	ND	0.0045	EPA 8260C	10-22-15	10-22-15	
(cis) 1,3-Dichloropropene	ND	0.00089	EPA 8260C	10-22-15	10-22-15	
(trans) 1,3-Dichloropropene	ND	0.00089	EPA 8260C	10-22-15	10-22-15	

This report pertains to the samples analyzed in accordance with the chain of custody,
and is intended only for the use of the individual or company to whom it is addressed.

Date of Report: October 28, 2015
Samples Submitted: October 19, 2015
Laboratory Reference: 1510-139
Project: 457-007

HALOGENATED VOLATILES EPA 8260C
page 2 of 2

Analyte	Result	PQL	Method	Date Prepared	Date Analyzed	Flags
Client ID:	**P4-B3-1.0-101715**					
Laboratory ID:	10-139-09					
1,1,2-Trichloroethane	ND	0.00089	EPA 8260C	10-22-15	10-22-15	
Tetrachloroethene	ND	0.00089	EPA 8260C	10-22-15	10-22-15	
1,3-Dichloropropane	ND	0.00089	EPA 8260C	10-22-15	10-22-15	
Dibromochloromethane	ND	0.00089	EPA 8260C	10-22-15	10-22-15	
1,2-Dibromoethane	ND	0.00089	EPA 8260C	10-22-15	10-22-15	
Chlorobenzene	ND	0.00089	EPA 8260C	10-22-15	10-22-15	
1,1,1,2-Tetrachloroethane	ND	0.00089	EPA 8260C	10-22-15	10-22-15	
Bromoform	ND	0.00089	EPA 8260C	10-22-15	10-22-15	
Bromobenzene	ND	0.074	EPA 8260C	10-23-15	10-23-15	
1,1,2,2-Tetrachloroethane	ND	0.074	EPA 8260C	10-23-15	10-23-15	
1,2,3-Trichloropropane	ND	0.074	EPA 8260C	10-23-15	10-23-15	
2-Chlorotoluene	ND	0.074	EPA 8260C	10-23-15	10-23-15	
4-Chlorotoluene	ND	0.074	EPA 8260C	10-23-15	10-23-15	
1,3-Dichlorobenzene	ND	0.074	EPA 8260C	10-23-15	10-23-15	
1,4-Dichlorobenzene	ND	0.074	EPA 8260C	10-23-15	10-23-15	
1,2-Dichlorobenzene	ND	0.074	EPA 8260C	10-23-15	10-23-15	
1,2-Dibromo-3-chloropropane	ND	0.37	EPA 8260C	10-23-15	10-23-15	
1,2,4-Trichlorobenzene	ND	0.074	EPA 8260C	10-23-15	10-23-15	
Hexachlorobutadiene	ND	0.37	EPA 8260C	10-23-15	10-23-15	
1,2,3-Trichlorobenzene	ND	0.074	EPA 8260C	10-23-15	10-23-15	
Surrogate:	*Percent Recovery*	*Control Limits*				
Dibromofluoromethane	*89*	*76-131*				
Toluene-d8	*86*	*83-126*				
4-Bromofluorobenzene	*83*	*60-146*				

This report pertains to the samples analyzed in accordance with the chain of custody,
and is intended only for the use of the individual or company to whom it is addressed.

Date of Report: October 28, 2015
Samples Submitted: October 19, 2015
Laboratory Reference: 1510-139
Project: 457-007

HALOGENATED VOLATILES EPA 8260C
page 1 of 2

Matrix: Soil
Units: mg/kg

Analyte	Result	PQL	Method	Date Prepared	Date Analyzed	Flags
Client ID:	**P4-B3-3.0-101715**					
Laboratory ID:	10-139-10					
Dichlorodifluoromethane	ND	0.0010	EPA 8260C	10-21-15	10-21-15	
Chloromethane	ND	0.0051	EPA 8260C	10-21-15	10-21-15	
Vinyl Chloride	ND	0.0010	EPA 8260C	10-21-15	10-21-15	
Bromomethane	ND	0.0010	EPA 8260C	10-21-15	10-21-15	
Chloroethane	ND	0.0051	EPA 8260C	10-21-15	10-21-15	
Trichlorofluoromethane	ND	0.0010	EPA 8260C	10-21-15	10-21-15	
1,1-Dichloroethene	ND	0.0010	EPA 8260C	10-21-15	10-21-15	
Iodomethane	ND	0.0051	EPA 8260C	10-21-15	10-21-15	
Methylene Chloride	ND	0.0051	EPA 8260C	10-21-15	10-21-15	
(trans) 1,2-Dichloroethene	ND	0.0010	EPA 8260C	10-21-15	10-21-15	
1,1-Dichloroethane	ND	0.0010	EPA 8260C	10-21-15	10-21-15	
2,2-Dichloropropane	ND	0.0010	EPA 8260C	10-21-15	10-21-15	
(cis) 1,2-Dichloroethene	ND	0.0010	EPA 8260C	10-21-15	10-21-15	
Bromochloromethane	ND	0.0010	EPA 8260C	10-21-15	10-21-15	
Chloroform	ND	0.0010	EPA 8260C	10-21-15	10-21-15	
1,1,1-Trichloroethane	ND	0.0010	EPA 8260C	10-21-15	10-21-15	
Carbon Tetrachloride	ND	0.0010	EPA 8260C	10-21-15	10-21-15	
1,1-Dichloropropene	ND	0.0010	EPA 8260C	10-21-15	10-21-15	
1,2-Dichloroethane	ND	0.0010	EPA 8260C	10-21-15	10-21-15	
Trichloroethene	0.0028	0.0010	EPA 8260C	10-21-15	10-21-15	
1,2-Dichloropropane	ND	0.0010	EPA 8260C	10-21-15	10-21-15	
Dibromomethane	ND	0.0010	EPA 8260C	10-21-15	10-21-15	
Bromodichloromethane	ND	0.0010	EPA 8260C	10-21-15	10-21-15	
2-Chloroethyl Vinyl Ether	ND	0.0051	EPA 8260C	10-21-15	10-21-15	
(cis) 1,3-Dichloropropene	ND	0.0010	EPA 8260C	10-21-15	10-21-15	
(trans) 1,3-Dichloropropene	ND	0.0010	EPA 8260C	10-21-15	10-21-15	

This report pertains to the samples analyzed in accordance with the chain of custody,
and is intended only for the use of the individual or company to whom it is addressed.

Date of Report: October 28, 2015
Samples Submitted: October 19, 2015
Laboratory Reference: 1510-139
Project: 457-007

HALOGENATED VOLATILES EPA 8260C
page 2 of 2

Analyte	Result	PQL	Method	Date Prepared	Date Analyzed	Flags
Client ID:	**P4-B3-3.0-101715**					
Laboratory ID:	10-139-10					
1,1,2-Trichloroethane	ND	0.0010	EPA 8260C	10-21-15	10-21-15	
Tetrachloroethene	ND	0.0010	EPA 8260C	10-21-15	10-21-15	
1,3-Dichloropropane	ND	0.0010	EPA 8260C	10-21-15	10-21-15	
Dibromochloromethane	ND	0.0010	EPA 8260C	10-21-15	10-21-15	
1,2-Dibromoethane	ND	0.0010	EPA 8260C	10-21-15	10-21-15	
Chlorobenzene	ND	0.0010	EPA 8260C	10-21-15	10-21-15	
1,1,1,2-Tetrachloroethane	ND	0.0010	EPA 8260C	10-21-15	10-21-15	
Bromoform	ND	0.0010	EPA 8260C	10-21-15	10-21-15	
Bromobenzene	ND	0.0010	EPA 8260C	10-21-15	10-21-15	
1,1,2,2-Tetrachloroethane	ND	0.0010	EPA 8260C	10-21-15	10-21-15	
1,2,3-Trichloropropane	ND	0.0010	EPA 8260C	10-21-15	10-21-15	
2-Chlorotoluene	ND	0.0010	EPA 8260C	10-21-15	10-21-15	
4-Chlorotoluene	ND	0.0010	EPA 8260C	10-21-15	10-21-15	
1,3-Dichlorobenzene	ND	0.0010	EPA 8260C	10-21-15	10-21-15	
1,4-Dichlorobenzene	ND	0.0010	EPA 8260C	10-21-15	10-21-15	
1,2-Dichlorobenzene	ND	0.0010	EPA 8260C	10-21-15	10-21-15	
1,2-Dibromo-3-chloropropane	ND	0.0051	EPA 8260C	10-21-15	10-21-15	
1,2,4-Trichlorobenzene	ND	0.0010	EPA 8260C	10-21-15	10-21-15	
Hexachlorobutadiene	ND	0.0051	EPA 8260C	10-21-15	10-21-15	
1,2,3-Trichlorobenzene	ND	0.0010	EPA 8260C	10-21-15	10-21-15	
Surrogate:	*Percent Recovery*	*Control Limits*				
Dibromofluoromethane	*97*	*76-131*				
Toluene-d8	*99*	*83-126*				
4-Bromofluorobenzene	*114*	*60-146*				

This report pertains to the samples analyzed in accordance with the chain of custody,
and is intended only for the use of the individual or company to whom it is addressed.

Date of Report: October 28, 2015
Samples Submitted: October 19, 2015
Laboratory Reference: 1510-139
Project: 457-007

HALOGENATED VOLATILES EPA 8260C
page 1 of 2

Matrix: Soil
Units: mg/kg

Analyte	Result	PQL	Method	Date Prepared	Date Analyzed	Flags
Client ID:	**P4-B3-5.0-101715**					
Laboratory ID:	10-139-11					
Dichlorodifluoromethane	ND	0.0011	EPA 8260C	10-22-15	10-22-15	
Chloromethane	ND	0.0053	EPA 8260C	10-22-15	10-22-15	
Vinyl Chloride	ND	0.0011	EPA 8260C	10-22-15	10-22-15	
Bromomethane	ND	0.0011	EPA 8260C	10-22-15	10-22-15	
Chloroethane	ND	0.0053	EPA 8260C	10-22-15	10-22-15	
Trichlorofluoromethane	ND	0.0011	EPA 8260C	10-22-15	10-22-15	
1,1-Dichloroethene	ND	0.0011	EPA 8260C	10-22-15	10-22-15	
Iodomethane	ND	0.0053	EPA 8260C	10-22-15	10-22-15	
Methylene Chloride	ND	0.0053	EPA 8260C	10-22-15	10-22-15	
(trans) 1,2-Dichloroethene	ND	0.0011	EPA 8260C	10-22-15	10-22-15	
1,1-Dichloroethane	ND	0.0011	EPA 8260C	10-22-15	10-22-15	
2,2-Dichloropropane	ND	0.0011	EPA 8260C	10-22-15	10-22-15	
(cis) 1,2-Dichloroethene	ND	0.0011	EPA 8260C	10-22-15	10-22-15	
Bromochloromethane	ND	0.0011	EPA 8260C	10-22-15	10-22-15	
Chloroform	ND	0.0011	EPA 8260C	10-22-15	10-22-15	
1,1,1-Trichloroethane	ND	0.0011	EPA 8260C	10-22-15	10-22-15	
Carbon Tetrachloride	ND	0.0011	EPA 8260C	10-22-15	10-22-15	
1,1-Dichloropropene	ND	0.0011	EPA 8260C	10-22-15	10-22-15	
1,2-Dichloroethane	ND	0.0011	EPA 8260C	10-22-15	10-22-15	
Trichloroethene	0.0028	0.0011	EPA 8260C	10-22-15	10-22-15	
1,2-Dichloropropane	ND	0.0011	EPA 8260C	10-22-15	10-22-15	
Dibromomethane	ND	0.0011	EPA 8260C	10-22-15	10-22-15	
Bromodichloromethane	ND	0.0011	EPA 8260C	10-22-15	10-22-15	
2-Chloroethyl Vinyl Ether	ND	0.0053	EPA 8260C	10-22-15	10-22-15	
(cis) 1,3-Dichloropropene	ND	0.0011	EPA 8260C	10-22-15	10-22-15	
(trans) 1,3-Dichloropropene	ND	0.0011	EPA 8260C	10-22-15	10-22-15	

This report pertains to the samples analyzed in accordance with the chain of custody,
and is intended only for the use of the individual or company to whom it is addressed.

Date of Report: October 28, 2015
Samples Submitted: October 19, 2015
Laboratory Reference: 1510-139
Project: 457-007

HALOGENATED VOLATILES EPA 8260C
page 2 of 2

Analyte	Result	PQL	Method	Date Prepared	Date Analyzed	Flags
Client ID:	**P4-B3-5.0-101715**					
Laboratory ID:	10-139-11					
1,1,2-Trichloroethane	ND	0.0011	EPA 8260C	10-22-15	10-22-15	
Tetrachloroethene	ND	0.0011	EPA 8260C	10-22-15	10-22-15	
1,3-Dichloropropane	ND	0.0011	EPA 8260C	10-22-15	10-22-15	
Dibromochloromethane	ND	0.0011	EPA 8260C	10-22-15	10-22-15	
1,2-Dibromoethane	ND	0.0011	EPA 8260C	10-22-15	10-22-15	
Chlorobenzene	ND	0.0011	EPA 8260C	10-22-15	10-22-15	
1,1,1,2-Tetrachloroethane	ND	0.0011	EPA 8260C	10-22-15	10-22-15	
Bromoform	ND	0.0011	EPA 8260C	10-22-15	10-22-15	
Bromobenzene	ND	0.0011	EPA 8260C	10-22-15	10-22-15	
1,1,2,2-Tetrachloroethane	ND	0.0011	EPA 8260C	10-22-15	10-22-15	
1,2,3-Trichloropropane	ND	0.0011	EPA 8260C	10-22-15	10-22-15	
2-Chlorotoluene	ND	0.0011	EPA 8260C	10-22-15	10-22-15	
4-Chlorotoluene	ND	0.0011	EPA 8260C	10-22-15	10-22-15	
1,3-Dichlorobenzene	ND	0.0011	EPA 8260C	10-22-15	10-22-15	
1,4-Dichlorobenzene	ND	0.0011	EPA 8260C	10-22-15	10-22-15	
1,2-Dichlorobenzene	ND	0.0011	EPA 8260C	10-22-15	10-22-15	
1,2-Dibromo-3-chloropropane	ND	0.0053	EPA 8260C	10-22-15	10-22-15	
1,2,4-Trichlorobenzene	ND	0.0011	EPA 8260C	10-22-15	10-22-15	
Hexachlorobutadiene	ND	0.0053	EPA 8260C	10-22-15	10-22-15	
1,2,3-Trichlorobenzene	ND	0.0011	EPA 8260C	10-22-15	10-22-15	
Surrogate:	*Percent Recovery*	*Control Limits*				
Dibromofluoromethane	*96*	*76-131*				
Toluene-d8	*98*	*83-126*				
4-Bromofluorobenzene	*110*	*60-146*				

This report pertains to the samples analyzed in accordance with the chain of custody,
and is intended only for the use of the individual or company to whom it is addressed.

Date of Report: October 28, 2015
Samples Submitted: October 19, 2015
Laboratory Reference: 1510-139
Project: 457-007

HALOGENATED VOLATILES EPA 8260C
page 1 of 2

Matrix: Soil
Units: mg/kg

Analyte	Result	PQL	Method	Date Prepared	Date Analyzed	Flags
Client ID:	**P4-B3-6.3-101715**					
Laboratory ID:	10-139-12					
Dichlorodifluoromethane	ND	0.0012	EPA 8260C	10-22-15	10-22-15	
Chloromethane	ND	0.0060	EPA 8260C	10-22-15	10-22-15	
Vinyl Chloride	ND	0.0012	EPA 8260C	10-22-15	10-22-15	
Bromomethane	ND	0.0012	EPA 8260C	10-22-15	10-22-15	
Chloroethane	ND	0.0060	EPA 8260C	10-22-15	10-22-15	
Trichlorofluoromethane	ND	0.0012	EPA 8260C	10-22-15	10-22-15	
1,1-Dichloroethene	ND	0.0012	EPA 8260C	10-22-15	10-22-15	
Iodomethane	ND	0.0060	EPA 8260C	10-22-15	10-22-15	
Methylene Chloride	ND	0.0060	EPA 8260C	10-22-15	10-22-15	
(trans) 1,2-Dichloroethene	ND	0.0012	EPA 8260C	10-22-15	10-22-15	
1,1-Dichloroethane	ND	0.0012	EPA 8260C	10-22-15	10-22-15	
2,2-Dichloropropane	ND	0.0012	EPA 8260C	10-22-15	10-22-15	
(cis) 1,2-Dichloroethene	ND	0.0012	EPA 8260C	10-22-15	10-22-15	
Bromochloromethane	ND	0.0012	EPA 8260C	10-22-15	10-22-15	
Chloroform	ND	0.0012	EPA 8260C	10-22-15	10-22-15	
1,1,1-Trichloroethane	ND	0.0012	EPA 8260C	10-22-15	10-22-15	
Carbon Tetrachloride	ND	0.0012	EPA 8260C	10-22-15	10-22-15	
1,1-Dichloropropene	ND	0.0012	EPA 8260C	10-22-15	10-22-15	
1,2-Dichloroethane	ND	0.0012	EPA 8260C	10-22-15	10-22-15	
Trichloroethene	0.0053	0.0012	EPA 8260C	10-22-15	10-22-15	
1,2-Dichloropropane	ND	0.0012	EPA 8260C	10-22-15	10-22-15	
Dibromomethane	ND	0.0012	EPA 8260C	10-22-15	10-22-15	
Bromodichloromethane	ND	0.0012	EPA 8260C	10-22-15	10-22-15	
2-Chloroethyl Vinyl Ether	ND	0.0060	EPA 8260C	10-22-15	10-22-15	
(cis) 1,3-Dichloropropene	ND	0.0012	EPA 8260C	10-22-15	10-22-15	
(trans) 1,3-Dichloropropene	ND	0.0012	EPA 8260C	10-22-15	10-22-15	

This report pertains to the samples analyzed in accordance with the chain of custody,
and is intended only for the use of the individual or company to whom it is addressed.

Date of Report: October 28, 2015
Samples Submitted: October 19, 2015
Laboratory Reference: 1510-139
Project: 457-007

HALOGENATED VOLATILES EPA 8260C
page 2 of 2

Analyte	Result	PQL	Method	Date Prepared	Date Analyzed	Flags
Client ID:	**P4-B3-6.3-101715**					
Laboratory ID:	10-139-12					
1,1,2-Trichloroethane	ND	0.0012	EPA 8260C	10-22-15	10-22-15	
Tetrachloroethene	ND	0.0012	EPA 8260C	10-22-15	10-22-15	
1,3-Dichloropropane	ND	0.0012	EPA 8260C	10-22-15	10-22-15	
Dibromochloromethane	ND	0.0012	EPA 8260C	10-22-15	10-22-15	
1,2-Dibromoethane	ND	0.0012	EPA 8260C	10-22-15	10-22-15	
Chlorobenzene	ND	0.0012	EPA 8260C	10-22-15	10-22-15	
1,1,1,2-Tetrachloroethane	ND	0.0012	EPA 8260C	10-22-15	10-22-15	
Bromoform	ND	0.0012	EPA 8260C	10-22-15	10-22-15	
Bromobenzene	ND	0.0012	EPA 8260C	10-22-15	10-22-15	
1,1,2,2-Tetrachloroethane	ND	0.0012	EPA 8260C	10-22-15	10-22-15	
1,2,3-Trichloropropane	ND	0.0012	EPA 8260C	10-22-15	10-22-15	
2-Chlorotoluene	ND	0.0012	EPA 8260C	10-22-15	10-22-15	
4-Chlorotoluene	ND	0.0012	EPA 8260C	10-22-15	10-22-15	
1,3-Dichlorobenzene	ND	0.0012	EPA 8260C	10-22-15	10-22-15	
1,4-Dichlorobenzene	ND	0.0012	EPA 8260C	10-22-15	10-22-15	
1,2-Dichlorobenzene	ND	0.0012	EPA 8260C	10-22-15	10-22-15	
1,2-Dibromo-3-chloropropane	ND	0.0060	EPA 8260C	10-22-15	10-22-15	
1,2,4-Trichlorobenzene	ND	0.0012	EPA 8260C	10-22-15	10-22-15	
Hexachlorobutadiene	ND	0.0060	EPA 8260C	10-22-15	10-22-15	
1,2,3-Trichlorobenzene	ND	0.0012	EPA 8260C	10-22-15	10-22-15	
Surrogate:	*Percent Recovery*	*Control Limits*				
Dibromofluoromethane	*97*	*76-131*				
Toluene-d8	*99*	*83-126*				
4-Bromofluorobenzene	*111*	*60-146*				

This report pertains to the samples analyzed in accordance with the chain of custody,
and is intended only for the use of the individual or company to whom it is addressed.

Date of Report: October 28, 2015
Samples Submitted: October 19, 2015
Laboratory Reference: 1510-139
Project: 457-007

HALOGENATED VOLATILES EPA 8260C
page 1 of 2

Matrix: Soil
Units: mg/kg

Analyte	Result	PQL	Method	Date Prepared	Date Analyzed	Flags
Client ID:	**P4-B3-8.0-101715**					
Laboratory ID:	10-139-13					
Dichlorodifluoromethane	ND	0.0010	EPA 8260C	10-22-15	10-22-15	
Chloromethane	ND	0.0052	EPA 8260C	10-22-15	10-22-15	
Vinyl Chloride	ND	0.0010	EPA 8260C	10-22-15	10-22-15	
Bromomethane	ND	0.0010	EPA 8260C	10-22-15	10-22-15	
Chloroethane	ND	0.0052	EPA 8260C	10-22-15	10-22-15	
Trichlorofluoromethane	ND	0.0010	EPA 8260C	10-22-15	10-22-15	
1,1-Dichloroethene	ND	0.0010	EPA 8260C	10-22-15	10-22-15	
Iodomethane	ND	0.0052	EPA 8260C	10-22-15	10-22-15	
Methylene Chloride	ND	0.0052	EPA 8260C	10-22-15	10-22-15	
(trans) 1,2-Dichloroethene	ND	0.0010	EPA 8260C	10-22-15	10-22-15	
1,1-Dichloroethane	ND	0.0010	EPA 8260C	10-22-15	10-22-15	
2,2-Dichloropropane	ND	0.0010	EPA 8260C	10-22-15	10-22-15	
(cis) 1,2-Dichloroethene	ND	0.0010	EPA 8260C	10-22-15	10-22-15	
Bromochloromethane	ND	0.0010	EPA 8260C	10-22-15	10-22-15	
Chloroform	ND	0.0010	EPA 8260C	10-22-15	10-22-15	
1,1,1-Trichloroethane	ND	0.0010	EPA 8260C	10-22-15	10-22-15	
Carbon Tetrachloride	ND	0.0010	EPA 8260C	10-22-15	10-22-15	
1,1-Dichloropropene	ND	0.0010	EPA 8260C	10-22-15	10-22-15	
1,2-Dichloroethane	ND	0.0010	EPA 8260C	10-22-15	10-22-15	
Trichloroethene	ND	0.0010	EPA 8260C	10-22-15	10-22-15	
1,2-Dichloropropane	ND	0.0010	EPA 8260C	10-22-15	10-22-15	
Dibromomethane	ND	0.0010	EPA 8260C	10-22-15	10-22-15	
Bromodichloromethane	ND	0.0010	EPA 8260C	10-22-15	10-22-15	
2-Chloroethyl Vinyl Ether	ND	0.0052	EPA 8260C	10-22-15	10-22-15	
(cis) 1,3-Dichloropropene	ND	0.0010	EPA 8260C	10-22-15	10-22-15	
(trans) 1,3-Dichloropropene	ND	0.0010	EPA 8260C	10-22-15	10-22-15	

This report pertains to the samples analyzed in accordance with the chain of custody,
and is intended only for the use of the individual or company to whom it is addressed.

Date of Report: October 28, 2015
Samples Submitted: October 19, 2015
Laboratory Reference: 1510-139
Project: 457-007

HALOGENATED VOLATILES EPA 8260C
page 2 of 2

Analyte	Result	PQL	Method	Date Prepared	Date Analyzed	Flags
Client ID:	**P4-B3-8.0-101715**					
Laboratory ID:	10-139-13					
1,1,2-Trichloroethane	ND	0.0010	EPA 8260C	10-22-15	10-22-15	
Tetrachloroethene	ND	0.0010	EPA 8260C	10-22-15	10-22-15	
1,3-Dichloropropane	ND	0.0010	EPA 8260C	10-22-15	10-22-15	
Dibromochloromethane	ND	0.0010	EPA 8260C	10-22-15	10-22-15	
1,2-Dibromoethane	ND	0.0010	EPA 8260C	10-22-15	10-22-15	
Chlorobenzene	ND	0.0010	EPA 8260C	10-22-15	10-22-15	
1,1,1,2-Tetrachloroethane	ND	0.0010	EPA 8260C	10-22-15	10-22-15	
Bromoform	ND	0.0010	EPA 8260C	10-22-15	10-22-15	
Bromobenzene	ND	0.0010	EPA 8260C	10-22-15	10-22-15	
1,1,2,2-Tetrachloroethane	ND	0.0010	EPA 8260C	10-22-15	10-22-15	
1,2,3-Trichloropropane	ND	0.0010	EPA 8260C	10-22-15	10-22-15	
2-Chlorotoluene	ND	0.0010	EPA 8260C	10-22-15	10-22-15	
4-Chlorotoluene	ND	0.0010	EPA 8260C	10-22-15	10-22-15	
1,3-Dichlorobenzene	ND	0.0010	EPA 8260C	10-22-15	10-22-15	
1,4-Dichlorobenzene	ND	0.0010	EPA 8260C	10-22-15	10-22-15	
1,2-Dichlorobenzene	ND	0.0010	EPA 8260C	10-22-15	10-22-15	
1,2-Dibromo-3-chloropropane	ND	0.0052	EPA 8260C	10-22-15	10-22-15	
1,2,4-Trichlorobenzene	ND	0.0010	EPA 8260C	10-22-15	10-22-15	
Hexachlorobutadiene	ND	0.0052	EPA 8260C	10-22-15	10-22-15	
1,2,3-Trichlorobenzene	ND	0.0010	EPA 8260C	10-22-15	10-22-15	
Surrogate:	*Percent Recovery*	*Control Limits*				
Dibromofluoromethane	*92*	*76-131*				
Toluene-d8	*97*	*83-126*				
4-Bromofluorobenzene	*111*	*60-146*				

This report pertains to the samples analyzed in accordance with the chain of custody,
and is intended only for the use of the individual or company to whom it is addressed.

Date of Report: October 28, 2015
Samples Submitted: October 19, 2015
Laboratory Reference: 1510-139
Project: 457-007

HALOGENATED VOLATILES EPA 8260C
page 1 of 2

Matrix: Soil
Units: mg/kg

Analyte	Result	PQL	Method	Date Prepared	Date Analyzed	Flags
Client ID:	**P4-B4-1.0-101715**					
Laboratory ID:	10-139-14					
Dichlorodifluoromethane	ND	0.0010	EPA 8260C	10-22-15	10-22-15	
Chloromethane	ND	0.0051	EPA 8260C	10-22-15	10-22-15	
Vinyl Chloride	ND	0.0010	EPA 8260C	10-22-15	10-22-15	
Bromomethane	ND	0.0010	EPA 8260C	10-22-15	10-22-15	
Chloroethane	ND	0.0051	EPA 8260C	10-22-15	10-22-15	
Trichlorofluoromethane	ND	0.0010	EPA 8260C	10-22-15	10-22-15	
1,1-Dichloroethene	ND	0.0010	EPA 8260C	10-22-15	10-22-15	
Iodomethane	ND	0.0051	EPA 8260C	10-22-15	10-22-15	
Methylene Chloride	ND	0.0051	EPA 8260C	10-22-15	10-22-15	
(trans) 1,2-Dichloroethene	ND	0.0010	EPA 8260C	10-22-15	10-22-15	
1,1-Dichloroethane	ND	0.0010	EPA 8260C	10-22-15	10-22-15	
2,2-Dichloropropane	ND	0.0010	EPA 8260C	10-22-15	10-22-15	
(cis) 1,2-Dichloroethene	0.0022	0.0010	EPA 8260C	10-22-15	10-22-15	
Bromochloromethane	ND	0.0010	EPA 8260C	10-22-15	10-22-15	
Chloroform	ND	0.0010	EPA 8260C	10-22-15	10-22-15	
1,1,1-Trichloroethane	ND	0.0010	EPA 8260C	10-22-15	10-22-15	
Carbon Tetrachloride	ND	0.0010	EPA 8260C	10-22-15	10-22-15	
1,1-Dichloropropene	ND	0.0010	EPA 8260C	10-22-15	10-22-15	
1,2-Dichloroethane	ND	0.0010	EPA 8260C	10-22-15	10-22-15	
Trichloroethene	0.060	0.0010	EPA 8260C	10-22-15	10-22-15	
1,2-Dichloropropane	ND	0.0010	EPA 8260C	10-22-15	10-22-15	
Dibromomethane	ND	0.0010	EPA 8260C	10-22-15	10-22-15	
Bromodichloromethane	ND	0.0010	EPA 8260C	10-22-15	10-22-15	
2-Chloroethyl Vinyl Ether	ND	0.0051	EPA 8260C	10-22-15	10-22-15	
(cis) 1,3-Dichloropropene	ND	0.0010	EPA 8260C	10-22-15	10-22-15	
(trans) 1,3-Dichloropropene	ND	0.0010	EPA 8260C	10-22-15	10-22-15	

This report pertains to the samples analyzed in accordance with the chain of custody,
and is intended only for the use of the individual or company to whom it is addressed.

Date of Report: October 28, 2015
Samples Submitted: October 19, 2015
Laboratory Reference: 1510-139
Project: 457-007

HALOGENATED VOLATILES EPA 8260C
page 2 of 2

Analyte	Result	PQL	Method	Date Prepared	Date Analyzed	Flags
Client ID:	**P4-B4-1.0-101715**					
Laboratory ID:	10-139-14					
1,1,2-Trichloroethane	ND	0.0010	EPA 8260C	10-22-15	10-22-15	
Tetrachloroethene	ND	0.0010	EPA 8260C	10-22-15	10-22-15	
1,3-Dichloropropane	ND	0.0010	EPA 8260C	10-22-15	10-22-15	
Dibromochloromethane	ND	0.0010	EPA 8260C	10-22-15	10-22-15	
1,2-Dibromoethane	ND	0.0010	EPA 8260C	10-22-15	10-22-15	
Chlorobenzene	ND	0.0010	EPA 8260C	10-22-15	10-22-15	
1,1,1,2-Tetrachloroethane	ND	0.0010	EPA 8260C	10-22-15	10-22-15	
Bromoform	ND	0.0010	EPA 8260C	10-22-15	10-22-15	
Bromobenzene	ND	0.0010	EPA 8260C	10-22-15	10-22-15	
1,1,2,2-Tetrachloroethane	ND	0.0010	EPA 8260C	10-22-15	10-22-15	
1,2,3-Trichloropropane	ND	0.0010	EPA 8260C	10-22-15	10-22-15	
2-Chlorotoluene	ND	0.0010	EPA 8260C	10-22-15	10-22-15	
4-Chlorotoluene	ND	0.0010	EPA 8260C	10-22-15	10-22-15	
1,3-Dichlorobenzene	ND	0.0010	EPA 8260C	10-22-15	10-22-15	
1,4-Dichlorobenzene	ND	0.0010	EPA 8260C	10-22-15	10-22-15	
1,2-Dichlorobenzene	ND	0.0010	EPA 8260C	10-22-15	10-22-15	
1,2-Dibromo-3-chloropropane	ND	0.0051	EPA 8260C	10-22-15	10-22-15	
1,2,4-Trichlorobenzene	ND	0.0010	EPA 8260C	10-22-15	10-22-15	
Hexachlorobutadiene	ND	0.0051	EPA 8260C	10-22-15	10-22-15	
1,2,3-Trichlorobenzene	ND	0.0010	EPA 8260C	10-22-15	10-22-15	
Surrogate:	*Percent Recovery*	*Control Limits*				
Dibromofluoromethane	*100*	*76-131*				
Toluene-d8	*101*	*83-126*				
4-Bromofluorobenzene	*103*	*60-146*				

This report pertains to the samples analyzed in accordance with the chain of custody,
and is intended only for the use of the individual or company to whom it is addressed.

Date of Report: October 28, 2015
Samples Submitted: October 19, 2015
Laboratory Reference: 1510-139
Project: 457-007

HALOGENATED VOLATILES EPA 8260C
page 1 of 2

Matrix: Soil
Units: mg/kg

Analyte	Result	PQL	Method	Date Prepared	Date Analyzed	Flags
Client ID:	**P4-B4-3.0-101715**					
Laboratory ID:	10-139-15					
Dichlorodifluoromethane	ND	0.0011	EPA 8260C	10-22-15	10-22-15	
Chloromethane	ND	0.0053	EPA 8260C	10-22-15	10-22-15	
Vinyl Chloride	ND	0.0011	EPA 8260C	10-22-15	10-22-15	
Bromomethane	ND	0.0011	EPA 8260C	10-22-15	10-22-15	
Chloroethane	ND	0.0053	EPA 8260C	10-22-15	10-22-15	
Trichlorofluoromethane	ND	0.0011	EPA 8260C	10-22-15	10-22-15	
1,1-Dichloroethene	ND	0.0011	EPA 8260C	10-22-15	10-22-15	
Iodomethane	ND	0.0053	EPA 8260C	10-22-15	10-22-15	
Methylene Chloride	ND	0.0053	EPA 8260C	10-22-15	10-22-15	
(trans) 1,2-Dichloroethene	ND	0.0011	EPA 8260C	10-22-15	10-22-15	
1,1-Dichloroethane	ND	0.0011	EPA 8260C	10-22-15	10-22-15	
2,2-Dichloropropane	ND	0.0011	EPA 8260C	10-22-15	10-22-15	
(cis) 1,2-Dichloroethene	ND	0.0011	EPA 8260C	10-22-15	10-22-15	
Bromochloromethane	ND	0.0011	EPA 8260C	10-22-15	10-22-15	
Chloroform	ND	0.0011	EPA 8260C	10-22-15	10-22-15	
1,1,1-Trichloroethane	ND	0.0011	EPA 8260C	10-22-15	10-22-15	
Carbon Tetrachloride	ND	0.0011	EPA 8260C	10-22-15	10-22-15	
1,1-Dichloropropene	ND	0.0011	EPA 8260C	10-22-15	10-22-15	
1,2-Dichloroethane	ND	0.0011	EPA 8260C	10-22-15	10-22-15	
Trichloroethene	0.0090	0.0011	EPA 8260C	10-22-15	10-22-15	
1,2-Dichloropropane	ND	0.0011	EPA 8260C	10-22-15	10-22-15	
Dibromomethane	ND	0.0011	EPA 8260C	10-22-15	10-22-15	
Bromodichloromethane	ND	0.0011	EPA 8260C	10-22-15	10-22-15	
2-Chloroethyl Vinyl Ether	ND	0.0053	EPA 8260C	10-22-15	10-22-15	
(cis) 1,3-Dichloropropene	ND	0.0011	EPA 8260C	10-22-15	10-22-15	
(trans) 1,3-Dichloropropene	ND	0.0011	EPA 8260C	10-22-15	10-22-15	

This report pertains to the samples analyzed in accordance with the chain of custody,
and is intended only for the use of the individual or company to whom it is addressed.

Date of Report: October 28, 2015
Samples Submitted: October 19, 2015
Laboratory Reference: 1510-139
Project: 457-007

HALOGENATED VOLATILES EPA 8260C
page 2 of 2

Analyte	Result	PQL	Method	Date Prepared	Date Analyzed	Flags
Client ID:	**P4-B4-3.0-101715**					
Laboratory ID:	10-139-15					
1,1,2-Trichloroethane	ND	0.0011	EPA 8260C	10-22-15	10-22-15	
Tetrachloroethene	ND	0.0011	EPA 8260C	10-22-15	10-22-15	
1,3-Dichloropropane	ND	0.0011	EPA 8260C	10-22-15	10-22-15	
Dibromochloromethane	ND	0.0011	EPA 8260C	10-22-15	10-22-15	
1,2-Dibromoethane	ND	0.0011	EPA 8260C	10-22-15	10-22-15	
Chlorobenzene	ND	0.0011	EPA 8260C	10-22-15	10-22-15	
1,1,1,2-Tetrachloroethane	ND	0.0011	EPA 8260C	10-22-15	10-22-15	
Bromoform	ND	0.0011	EPA 8260C	10-22-15	10-22-15	
Bromobenzene	ND	0.0011	EPA 8260C	10-22-15	10-22-15	
1,1,2,2-Tetrachloroethane	ND	0.0011	EPA 8260C	10-22-15	10-22-15	
1,2,3-Trichloropropane	ND	0.0011	EPA 8260C	10-22-15	10-22-15	
2-Chlorotoluene	ND	0.0011	EPA 8260C	10-22-15	10-22-15	
4-Chlorotoluene	ND	0.0011	EPA 8260C	10-22-15	10-22-15	
1,3-Dichlorobenzene	ND	0.0011	EPA 8260C	10-22-15	10-22-15	
1,4-Dichlorobenzene	ND	0.0011	EPA 8260C	10-22-15	10-22-15	
1,2-Dichlorobenzene	ND	0.0011	EPA 8260C	10-22-15	10-22-15	
1,2-Dibromo-3-chloropropane	ND	0.0053	EPA 8260C	10-22-15	10-22-15	
1,2,4-Trichlorobenzene	ND	0.0011	EPA 8260C	10-22-15	10-22-15	
Hexachlorobutadiene	ND	0.0053	EPA 8260C	10-22-15	10-22-15	
1,2,3-Trichlorobenzene	ND	0.0011	EPA 8260C	10-22-15	10-22-15	
Surrogate:	*Percent Recovery*	*Control Limits*				
Dibromofluoromethane	*94*	*76-131*				
Toluene-d8	*94*	*83-126*				
4-Bromofluorobenzene	*109*	*60-146*				

This report pertains to the samples analyzed in accordance with the chain of custody,
and is intended only for the use of the individual or company to whom it is addressed.

Date of Report: October 28, 2015
Samples Submitted: October 19, 2015
Laboratory Reference: 1510-139
Project: 457-007

HALOGENATED VOLATILES EPA 8260C
page 1 of 2

Matrix: Soil
Units: mg/kg

Analyte	Result	PQL	Method	Date Prepared	Date Analyzed	Flags
Client ID:	**P4-B4-5.0-101715**					
Laboratory ID:	10-139-16					
Dichlorodifluoromethane	ND	0.0010	EPA 8260C	10-22-15	10-22-15	
Chloromethane	ND	0.0051	EPA 8260C	10-22-15	10-22-15	
Vinyl Chloride	ND	0.0010	EPA 8260C	10-22-15	10-22-15	
Bromomethane	ND	0.0010	EPA 8260C	10-22-15	10-22-15	
Chloroethane	ND	0.0051	EPA 8260C	10-22-15	10-22-15	
Trichlorofluoromethane	ND	0.0010	EPA 8260C	10-22-15	10-22-15	
1,1-Dichloroethene	ND	0.0010	EPA 8260C	10-22-15	10-22-15	
Iodomethane	ND	0.0051	EPA 8260C	10-22-15	10-22-15	
Methylene Chloride	ND	0.0051	EPA 8260C	10-22-15	10-22-15	
(trans) 1,2-Dichloroethene	ND	0.0010	EPA 8260C	10-22-15	10-22-15	
1,1-Dichloroethane	ND	0.0010	EPA 8260C	10-22-15	10-22-15	
2,2-Dichloropropane	ND	0.0010	EPA 8260C	10-22-15	10-22-15	
(cis) 1,2-Dichloroethene	ND	0.0010	EPA 8260C	10-22-15	10-22-15	
Bromochloromethane	ND	0.0010	EPA 8260C	10-22-15	10-22-15	
Chloroform	ND	0.0010	EPA 8260C	10-22-15	10-22-15	
1,1,1-Trichloroethane	ND	0.0010	EPA 8260C	10-22-15	10-22-15	
Carbon Tetrachloride	ND	0.0010	EPA 8260C	10-22-15	10-22-15	
1,1-Dichloropropene	ND	0.0010	EPA 8260C	10-22-15	10-22-15	
1,2-Dichloroethane	ND	0.0010	EPA 8260C	10-22-15	10-22-15	
Trichloroethene	0.010	0.0010	EPA 8260C	10-22-15	10-22-15	
1,2-Dichloropropane	ND	0.0010	EPA 8260C	10-22-15	10-22-15	
Dibromomethane	ND	0.0010	EPA 8260C	10-22-15	10-22-15	
Bromodichloromethane	ND	0.0010	EPA 8260C	10-22-15	10-22-15	
2-Chloroethyl Vinyl Ether	ND	0.0051	EPA 8260C	10-22-15	10-22-15	
(cis) 1,3-Dichloropropene	ND	0.0010	EPA 8260C	10-22-15	10-22-15	
(trans) 1,3-Dichloropropene	ND	0.0010	EPA 8260C	10-22-15	10-22-15	

This report pertains to the samples analyzed in accordance with the chain of custody,
and is intended only for the use of the individual or company to whom it is addressed.

Date of Report: October 28, 2015
Samples Submitted: October 19, 2015
Laboratory Reference: 1510-139
Project: 457-007

HALOGENATED VOLATILES EPA 8260C
page 2 of 2

Analyte	Result	PQL	Method	Date Prepared	Date Analyzed	Flags
Client ID:	**P4-B4-5.0-101715**					
Laboratory ID:	10-139-16					
1,1,2-Trichloroethane	ND	0.0010	EPA 8260C	10-22-15	10-22-15	
Tetrachloroethene	ND	0.0010	EPA 8260C	10-22-15	10-22-15	
1,3-Dichloropropane	ND	0.0010	EPA 8260C	10-22-15	10-22-15	
Dibromochloromethane	ND	0.0010	EPA 8260C	10-22-15	10-22-15	
1,2-Dibromoethane	ND	0.0010	EPA 8260C	10-22-15	10-22-15	
Chlorobenzene	ND	0.0010	EPA 8260C	10-22-15	10-22-15	
1,1,1,2-Tetrachloroethane	ND	0.0010	EPA 8260C	10-22-15	10-22-15	
Bromoform	ND	0.0010	EPA 8260C	10-22-15	10-22-15	
Bromobenzene	ND	0.0010	EPA 8260C	10-22-15	10-22-15	
1,1,2,2-Tetrachloroethane	ND	0.0010	EPA 8260C	10-22-15	10-22-15	
1,2,3-Trichloropropane	ND	0.0010	EPA 8260C	10-22-15	10-22-15	
2-Chlorotoluene	ND	0.0010	EPA 8260C	10-22-15	10-22-15	
4-Chlorotoluene	ND	0.0010	EPA 8260C	10-22-15	10-22-15	
1,3-Dichlorobenzene	ND	0.0010	EPA 8260C	10-22-15	10-22-15	
1,4-Dichlorobenzene	ND	0.0010	EPA 8260C	10-22-15	10-22-15	
1,2-Dichlorobenzene	ND	0.0010	EPA 8260C	10-22-15	10-22-15	
1,2-Dibromo-3-chloropropane	ND	0.0051	EPA 8260C	10-22-15	10-22-15	
1,2,4-Trichlorobenzene	ND	0.0010	EPA 8260C	10-22-15	10-22-15	
Hexachlorobutadiene	ND	0.0051	EPA 8260C	10-22-15	10-22-15	
1,2,3-Trichlorobenzene	ND	0.0010	EPA 8260C	10-22-15	10-22-15	
Surrogate:	*Percent Recovery*	*Control Limits*				
Dibromofluoromethane	*97*	*76-131*				
Toluene-d8	*100*	*83-126*				
4-Bromofluorobenzene	*115*	*60-146*				

This report pertains to the samples analyzed in accordance with the chain of custody,
and is intended only for the use of the individual or company to whom it is addressed.

Date of Report: October 28, 2015
Samples Submitted: October 19, 2015
Laboratory Reference: 1510-139
Project: 457-007

HALOGENATED VOLATILES EPA 8260C
page 1 of 2

Matrix: Soil
Units: mg/kg

Analyte	Result	PQL	Method	Date Prepared	Date Analyzed	Flags
Client ID:	**P4-B4-8.0-101715**					
Laboratory ID:	10-139-17					
Dichlorodifluoromethane	ND	0.0010	EPA 8260C	10-22-15	10-22-15	
Chloromethane	ND	0.0052	EPA 8260C	10-22-15	10-22-15	
Vinyl Chloride	ND	0.0010	EPA 8260C	10-22-15	10-22-15	
Bromomethane	ND	0.0010	EPA 8260C	10-22-15	10-22-15	
Chloroethane	ND	0.0052	EPA 8260C	10-22-15	10-22-15	
Trichlorofluoromethane	ND	0.0010	EPA 8260C	10-22-15	10-22-15	
1,1-Dichloroethene	ND	0.0010	EPA 8260C	10-22-15	10-22-15	
Iodomethane	ND	0.0052	EPA 8260C	10-22-15	10-22-15	
Methylene Chloride	ND	0.0052	EPA 8260C	10-22-15	10-22-15	
(trans) 1,2-Dichloroethene	ND	0.0010	EPA 8260C	10-22-15	10-22-15	
1,1-Dichloroethane	ND	0.0010	EPA 8260C	10-22-15	10-22-15	
2,2-Dichloropropane	ND	0.0010	EPA 8260C	10-22-15	10-22-15	
(cis) 1,2-Dichloroethene	ND	0.0010	EPA 8260C	10-22-15	10-22-15	
Bromochloromethane	ND	0.0010	EPA 8260C	10-22-15	10-22-15	
Chloroform	ND	0.0010	EPA 8260C	10-22-15	10-22-15	
1,1,1-Trichloroethane	ND	0.0010	EPA 8260C	10-22-15	10-22-15	
Carbon Tetrachloride	ND	0.0010	EPA 8260C	10-22-15	10-22-15	
1,1-Dichloropropene	ND	0.0010	EPA 8260C	10-22-15	10-22-15	
1,2-Dichloroethane	ND	0.0010	EPA 8260C	10-22-15	10-22-15	
Trichloroethene	ND	0.0010	EPA 8260C	10-22-15	10-22-15	
1,2-Dichloropropane	ND	0.0010	EPA 8260C	10-22-15	10-22-15	
Dibromomethane	ND	0.0010	EPA 8260C	10-22-15	10-22-15	
Bromodichloromethane	ND	0.0010	EPA 8260C	10-22-15	10-22-15	
2-Chloroethyl Vinyl Ether	ND	0.0052	EPA 8260C	10-22-15	10-22-15	
(cis) 1,3-Dichloropropene	ND	0.0010	EPA 8260C	10-22-15	10-22-15	
(trans) 1,3-Dichloropropene	ND	0.0010	EPA 8260C	10-22-15	10-22-15	

This report pertains to the samples analyzed in accordance with the chain of custody,
and is intended only for the use of the individual or company to whom it is addressed.

Date of Report: October 28, 2015
Samples Submitted: October 19, 2015
Laboratory Reference: 1510-139
Project: 457-007

HALOGENATED VOLATILES EPA 8260C
page 2 of 2

Analyte	Result	PQL	Method	Date Prepared	Date Analyzed	Flags
Client ID:	**P4-B4-8.0-101715**					
Laboratory ID:	10-139-17					
1,1,2-Trichloroethane	ND	0.0010	EPA 8260C	10-22-15	10-22-15	
Tetrachloroethene	ND	0.0010	EPA 8260C	10-22-15	10-22-15	
1,3-Dichloropropane	ND	0.0010	EPA 8260C	10-22-15	10-22-15	
Dibromochloromethane	ND	0.0010	EPA 8260C	10-22-15	10-22-15	
1,2-Dibromoethane	ND	0.0010	EPA 8260C	10-22-15	10-22-15	
Chlorobenzene	ND	0.0010	EPA 8260C	10-22-15	10-22-15	
1,1,1,2-Tetrachloroethane	ND	0.0010	EPA 8260C	10-22-15	10-22-15	
Bromoform	ND	0.0010	EPA 8260C	10-22-15	10-22-15	
Bromobenzene	ND	0.0010	EPA 8260C	10-22-15	10-22-15	
1,1,2,2-Tetrachloroethane	ND	0.0010	EPA 8260C	10-22-15	10-22-15	
1,2,3-Trichloropropane	ND	0.0010	EPA 8260C	10-22-15	10-22-15	
2-Chlorotoluene	ND	0.0010	EPA 8260C	10-22-15	10-22-15	
4-Chlorotoluene	ND	0.0010	EPA 8260C	10-22-15	10-22-15	
1,3-Dichlorobenzene	ND	0.0010	EPA 8260C	10-22-15	10-22-15	
1,4-Dichlorobenzene	ND	0.0010	EPA 8260C	10-22-15	10-22-15	
1,2-Dichlorobenzene	ND	0.0010	EPA 8260C	10-22-15	10-22-15	
1,2-Dibromo-3-chloropropane	ND	0.0052	EPA 8260C	10-22-15	10-22-15	
1,2,4-Trichlorobenzene	ND	0.0010	EPA 8260C	10-22-15	10-22-15	
Hexachlorobutadiene	ND	0.0052	EPA 8260C	10-22-15	10-22-15	
1,2,3-Trichlorobenzene	ND	0.0010	EPA 8260C	10-22-15	10-22-15	
Surrogate:	*Percent Recovery*	*Control Limits*				
Dibromofluoromethane	*97*	*76-131*				
Toluene-d8	*99*	*83-126*				
4-Bromofluorobenzene	*115*	*60-146*				

This report pertains to the samples analyzed in accordance with the chain of custody,
and is intended only for the use of the individual or company to whom it is addressed.

Date of Report: October 28, 2015
Samples Submitted: October 19, 2015
Laboratory Reference: 1510-139
Project: 457-007

HALOGENATED VOLATILES EPA 8260C
page 1 of 2

Matrix: Soil
Units: mg/kg

Analyte	Result	PQL	Method	Date Prepared	Date Analyzed	Flags
Client ID:	**P4-B5-1.0-101715**					
Laboratory ID:	10-139-18					
Dichlorodifluoromethane	ND	0.00099	EPA 8260C	10-22-15	10-22-15	
Chloromethane	ND	0.0050	EPA 8260C	10-22-15	10-22-15	
Vinyl Chloride	ND	0.00099	EPA 8260C	10-22-15	10-22-15	
Bromomethane	ND	0.00099	EPA 8260C	10-22-15	10-22-15	
Chloroethane	ND	0.0050	EPA 8260C	10-22-15	10-22-15	
Trichlorofluoromethane	ND	0.00099	EPA 8260C	10-22-15	10-22-15	
1,1-Dichloroethene	ND	0.00099	EPA 8260C	10-22-15	10-22-15	
Iodomethane	ND	0.0050	EPA 8260C	10-22-15	10-22-15	
Methylene Chloride	ND	0.0050	EPA 8260C	10-22-15	10-22-15	
(trans) 1,2-Dichloroethene	ND	0.00099	EPA 8260C	10-22-15	10-22-15	
1,1-Dichloroethane	ND	0.00099	EPA 8260C	10-22-15	10-22-15	
2,2-Dichloropropane	ND	0.00099	EPA 8260C	10-22-15	10-22-15	
(cis) 1,2-Dichloroethene	ND	0.00099	EPA 8260C	10-22-15	10-22-15	
Bromochloromethane	ND	0.00099	EPA 8260C	10-22-15	10-22-15	
Chloroform	ND	0.00099	EPA 8260C	10-22-15	10-22-15	
1,1,1-Trichloroethane	ND	0.00099	EPA 8260C	10-22-15	10-22-15	
Carbon Tetrachloride	ND	0.00099	EPA 8260C	10-22-15	10-22-15	
1,1-Dichloropropene	ND	0.00099	EPA 8260C	10-22-15	10-22-15	
1,2-Dichloroethane	ND	0.00099	EPA 8260C	10-22-15	10-22-15	
Trichloroethene	0.013	0.00099	EPA 8260C	10-22-15	10-22-15	
1,2-Dichloropropane	ND	0.00099	EPA 8260C	10-22-15	10-22-15	
Dibromomethane	ND	0.00099	EPA 8260C	10-22-15	10-22-15	
Bromodichloromethane	ND	0.00099	EPA 8260C	10-22-15	10-22-15	
2-Chloroethyl Vinyl Ether	ND	0.0050	EPA 8260C	10-22-15	10-22-15	
(cis) 1,3-Dichloropropene	ND	0.00099	EPA 8260C	10-22-15	10-22-15	
(trans) 1,3-Dichloropropene	ND	0.00099	EPA 8260C	10-22-15	10-22-15	

This report pertains to the samples analyzed in accordance with the chain of custody,
and is intended only for the use of the individual or company to whom it is addressed.

Date of Report: October 28, 2015
Samples Submitted: October 19, 2015
Laboratory Reference: 1510-139
Project: 457-007

HALOGENATED VOLATILES EPA 8260C
page 2 of 2

Analyte	Result	PQL	Method	Date Prepared	Date Analyzed	Flags
Client ID:	**P4-B5-1.0-101715**					
Laboratory ID:	10-139-18					
1,1,2-Trichloroethane	ND	0.00099	EPA 8260C	10-22-15	10-22-15	
Tetrachloroethene	0.012	0.00099	EPA 8260C	10-22-15	10-22-15	
1,3-Dichloropropane	ND	0.00099	EPA 8260C	10-22-15	10-22-15	
Dibromochloromethane	ND	0.00099	EPA 8260C	10-22-15	10-22-15	
1,2-Dibromoethane	ND	0.00099	EPA 8260C	10-22-15	10-22-15	
Chlorobenzene	ND	0.00099	EPA 8260C	10-22-15	10-22-15	
1,1,1,2-Tetrachloroethane	ND	0.00099	EPA 8260C	10-22-15	10-22-15	
Bromoform	ND	0.00099	EPA 8260C	10-22-15	10-22-15	
Bromobenzene	ND	0.00099	EPA 8260C	10-22-15	10-22-15	
1,1,2,2-Tetrachloroethane	ND	0.00099	EPA 8260C	10-22-15	10-22-15	
1,2,3-Trichloropropane	ND	0.00099	EPA 8260C	10-22-15	10-22-15	
2-Chlorotoluene	ND	0.00099	EPA 8260C	10-22-15	10-22-15	
4-Chlorotoluene	ND	0.00099	EPA 8260C	10-22-15	10-22-15	
1,3-Dichlorobenzene	ND	0.00099	EPA 8260C	10-22-15	10-22-15	
1,4-Dichlorobenzene	ND	0.00099	EPA 8260C	10-22-15	10-22-15	
1,2-Dichlorobenzene	ND	0.00099	EPA 8260C	10-22-15	10-22-15	
1,2-Dibromo-3-chloropropane	ND	0.0050	EPA 8260C	10-22-15	10-22-15	
1,2,4-Trichlorobenzene	ND	0.00099	EPA 8260C	10-22-15	10-22-15	
Hexachlorobutadiene	ND	0.0050	EPA 8260C	10-22-15	10-22-15	
1,2,3-Trichlorobenzene	ND	0.00099	EPA 8260C	10-22-15	10-22-15	
Surrogate:	*Percent Recovery*	*Control Limits*				
Dibromofluoromethane	*98*	*76-131*				
Toluene-d8	*102*	*83-126*				
4-Bromofluorobenzene	*115*	*60-146*				

This report pertains to the samples analyzed in accordance with the chain of custody,
and is intended only for the use of the individual or company to whom it is addressed.

Date of Report: October 28, 2015
Samples Submitted: October 19, 2015
Laboratory Reference: 1510-139
Project: 457-007

HALOGENATED VOLATILES EPA 8260C
page 1 of 2

Matrix: Soil
Units: mg/kg

Analyte	Result	PQL	Method	Date Prepared	Date Analyzed	Flags
Client ID:	**P4-B5-3.0-101715**					
Laboratory ID:	10-139-19					
Dichlorodifluoromethane	ND	0.0010	EPA 8260C	10-23-15	10-23-15	
Chloromethane	ND	0.0051	EPA 8260C	10-23-15	10-23-15	
Vinyl Chloride	ND	0.0010	EPA 8260C	10-23-15	10-23-15	
Bromomethane	ND	0.0010	EPA 8260C	10-23-15	10-23-15	
Chloroethane	ND	0.0051	EPA 8260C	10-23-15	10-23-15	
Trichlorofluoromethane	ND	0.0010	EPA 8260C	10-23-15	10-23-15	
1,1-Dichloroethene	ND	0.0010	EPA 8260C	10-23-15	10-23-15	
Iodomethane	ND	0.0051	EPA 8260C	10-23-15	10-23-15	
Methylene Chloride	ND	0.0051	EPA 8260C	10-23-15	10-23-15	
(trans) 1,2-Dichloroethene	ND	0.0010	EPA 8260C	10-23-15	10-23-15	
1,1-Dichloroethane	ND	0.0010	EPA 8260C	10-23-15	10-23-15	
2,2-Dichloropropane	ND	0.0010	EPA 8260C	10-23-15	10-23-15	
(cis) 1,2-Dichloroethene	ND	0.0010	EPA 8260C	10-23-15	10-23-15	
Bromochloromethane	ND	0.0010	EPA 8260C	10-23-15	10-23-15	
Chloroform	ND	0.0010	EPA 8260C	10-23-15	10-23-15	
1,1,1-Trichloroethane	ND	0.0010	EPA 8260C	10-23-15	10-23-15	
Carbon Tetrachloride	ND	0.0010	EPA 8260C	10-23-15	10-23-15	
1,1-Dichloropropene	ND	0.0010	EPA 8260C	10-23-15	10-23-15	
1,2-Dichloroethane	ND	0.0010	EPA 8260C	10-23-15	10-23-15	
Trichloroethene	0.010	0.0010	EPA 8260C	10-23-15	10-23-15	
1,2-Dichloropropane	ND	0.0010	EPA 8260C	10-23-15	10-23-15	
Dibromomethane	ND	0.0010	EPA 8260C	10-23-15	10-23-15	
Bromodichloromethane	ND	0.0010	EPA 8260C	10-23-15	10-23-15	
2-Chloroethyl Vinyl Ether	ND	0.0051	EPA 8260C	10-23-15	10-23-15	
(cis) 1,3-Dichloropropene	ND	0.0010	EPA 8260C	10-23-15	10-23-15	
(trans) 1,3-Dichloropropene	ND	0.0010	EPA 8260C	10-23-15	10-23-15	

This report pertains to the samples analyzed in accordance with the chain of custody,
and is intended only for the use of the individual or company to whom it is addressed.

Date of Report: October 28, 2015
Samples Submitted: October 19, 2015
Laboratory Reference: 1510-139
Project: 457-007

HALOGENATED VOLATILES EPA 8260C
page 2 of 2

Analyte	Result	PQL	Method	Date Prepared	Date Analyzed	Flags
Client ID:	**P4-B5-3.0-101715**					
Laboratory ID:	10-139-19					
1,1,2-Trichloroethane	ND	0.0010	EPA 8260C	10-23-15	10-23-15	
Tetrachloroethene	0.0087	0.0010	EPA 8260C	10-23-15	10-23-15	
1,3-Dichloropropane	ND	0.0010	EPA 8260C	10-23-15	10-23-15	
Dibromochloromethane	ND	0.0010	EPA 8260C	10-23-15	10-23-15	
1,2-Dibromoethane	ND	0.0010	EPA 8260C	10-23-15	10-23-15	
Chlorobenzene	ND	0.0010	EPA 8260C	10-23-15	10-23-15	
1,1,1,2-Tetrachloroethane	ND	0.0010	EPA 8260C	10-23-15	10-23-15	
Bromoform	ND	0.0010	EPA 8260C	10-23-15	10-23-15	
Bromobenzene	ND	0.0010	EPA 8260C	10-23-15	10-23-15	
1,1,2,2-Tetrachloroethane	ND	0.0010	EPA 8260C	10-23-15	10-23-15	
1,2,3-Trichloropropane	ND	0.0010	EPA 8260C	10-23-15	10-23-15	
2-Chlorotoluene	ND	0.0010	EPA 8260C	10-23-15	10-23-15	
4-Chlorotoluene	ND	0.0010	EPA 8260C	10-23-15	10-23-15	
1,3-Dichlorobenzene	ND	0.0010	EPA 8260C	10-23-15	10-23-15	
1,4-Dichlorobenzene	ND	0.0010	EPA 8260C	10-23-15	10-23-15	
1,2-Dichlorobenzene	ND	0.0010	EPA 8260C	10-23-15	10-23-15	
1,2-Dibromo-3-chloropropane	ND	0.0051	EPA 8260C	10-23-15	10-23-15	
1,2,4-Trichlorobenzene	ND	0.0010	EPA 8260C	10-23-15	10-23-15	
Hexachlorobutadiene	ND	0.0051	EPA 8260C	10-23-15	10-23-15	
1,2,3-Trichlorobenzene	ND	0.0010	EPA 8260C	10-23-15	10-23-15	
Surrogate:	*Percent Recovery*	*Control Limits*				
Dibromofluoromethane	*99*	*76-131*				
Toluene-d8	*100*	*83-126*				
4-Bromofluorobenzene	*113*	*60-146*				

This report pertains to the samples analyzed in accordance with the chain of custody,
and is intended only for the use of the individual or company to whom it is addressed.

Date of Report: October 28, 2015
Samples Submitted: October 19, 2015
Laboratory Reference: 1510-139
Project: 457-007

HALOGENATED VOLATILES EPA 8260C
page 1 of 2

Matrix: Soil
Units: mg/kg

Analyte	Result	PQL	Method	Date Prepared	Date Analyzed	Flags
Client ID:	**P4-B5-5.0-101715**					
Laboratory ID:	10-139-20					
Dichlorodifluoromethane	ND	0.0010	EPA 8260C	10-23-15	10-23-15	
Chloromethane	ND	0.0052	EPA 8260C	10-23-15	10-23-15	
Vinyl Chloride	ND	0.0010	EPA 8260C	10-23-15	10-23-15	
Bromomethane	ND	0.0010	EPA 8260C	10-23-15	10-23-15	
Chloroethane	ND	0.0052	EPA 8260C	10-23-15	10-23-15	
Trichlorofluoromethane	ND	0.0010	EPA 8260C	10-23-15	10-23-15	
1,1-Dichloroethene	ND	0.0010	EPA 8260C	10-23-15	10-23-15	
Iodomethane	ND	0.0052	EPA 8260C	10-23-15	10-23-15	
Methylene Chloride	ND	0.0052	EPA 8260C	10-23-15	10-23-15	
(trans) 1,2-Dichloroethene	ND	0.0010	EPA 8260C	10-23-15	10-23-15	
1,1-Dichloroethane	ND	0.0010	EPA 8260C	10-23-15	10-23-15	
2,2-Dichloropropane	ND	0.0010	EPA 8260C	10-23-15	10-23-15	
(cis) 1,2-Dichloroethene	ND	0.0010	EPA 8260C	10-23-15	10-23-15	
Bromochloromethane	ND	0.0010	EPA 8260C	10-23-15	10-23-15	
Chloroform	ND	0.0010	EPA 8260C	10-23-15	10-23-15	
1,1,1-Trichloroethane	ND	0.0010	EPA 8260C	10-23-15	10-23-15	
Carbon Tetrachloride	ND	0.0010	EPA 8260C	10-23-15	10-23-15	
1,1-Dichloropropene	ND	0.0010	EPA 8260C	10-23-15	10-23-15	
1,2-Dichloroethane	ND	0.0010	EPA 8260C	10-23-15	10-23-15	
Trichloroethene	0.016	0.0010	EPA 8260C	10-23-15	10-23-15	
1,2-Dichloropropane	ND	0.0010	EPA 8260C	10-23-15	10-23-15	
Dibromomethane	ND	0.0010	EPA 8260C	10-23-15	10-23-15	
Bromodichloromethane	ND	0.0010	EPA 8260C	10-23-15	10-23-15	
2-Chloroethyl Vinyl Ether	ND	0.0052	EPA 8260C	10-23-15	10-23-15	
(cis) 1,3-Dichloropropene	ND	0.0010	EPA 8260C	10-23-15	10-23-15	
(trans) 1,3-Dichloropropene	ND	0.0010	EPA 8260C	10-23-15	10-23-15	

This report pertains to the samples analyzed in accordance with the chain of custody,
and is intended only for the use of the individual or company to whom it is addressed.

Date of Report: October 28, 2015
Samples Submitted: October 19, 2015
Laboratory Reference: 1510-139
Project: 457-007

HALOGENATED VOLATILES EPA 8260C
page 2 of 2

Analyte	Result	PQL	Method	Date Prepared	Date Analyzed	Flags
Client ID:	**P4-B5-5.0-101715**					
Laboratory ID:	10-139-20					
1,1,2-Trichloroethane	ND	0.0010	EPA 8260C	10-23-15	10-23-15	
Tetrachloroethene	0.016	0.0010	EPA 8260C	10-23-15	10-23-15	
1,3-Dichloropropane	ND	0.0010	EPA 8260C	10-23-15	10-23-15	
Dibromochloromethane	ND	0.0010	EPA 8260C	10-23-15	10-23-15	
1,2-Dibromoethane	ND	0.0010	EPA 8260C	10-23-15	10-23-15	
Chlorobenzene	ND	0.0010	EPA 8260C	10-23-15	10-23-15	
1,1,1,2-Tetrachloroethane	ND	0.0010	EPA 8260C	10-23-15	10-23-15	
Bromoform	ND	0.0010	EPA 8260C	10-23-15	10-23-15	
Bromobenzene	ND	0.0010	EPA 8260C	10-23-15	10-23-15	
1,1,2,2-Tetrachloroethane	ND	0.0010	EPA 8260C	10-23-15	10-23-15	
1,2,3-Trichloropropane	ND	0.0010	EPA 8260C	10-23-15	10-23-15	
2-Chlorotoluene	ND	0.0010	EPA 8260C	10-23-15	10-23-15	
4-Chlorotoluene	ND	0.0010	EPA 8260C	10-23-15	10-23-15	
1,3-Dichlorobenzene	ND	0.0010	EPA 8260C	10-23-15	10-23-15	
1,4-Dichlorobenzene	ND	0.0010	EPA 8260C	10-23-15	10-23-15	
1,2-Dichlorobenzene	ND	0.0010	EPA 8260C	10-23-15	10-23-15	
1,2-Dibromo-3-chloropropane	ND	0.0052	EPA 8260C	10-23-15	10-23-15	
1,2,4-Trichlorobenzene	ND	0.0010	EPA 8260C	10-23-15	10-23-15	
Hexachlorobutadiene	ND	0.0052	EPA 8260C	10-23-15	10-23-15	
1,2,3-Trichlorobenzene	ND	0.0010	EPA 8260C	10-23-15	10-23-15	
Surrogate:	*Percent Recovery*	*Control Limits*				
Dibromofluoromethane	*97*	*76-131*				
Toluene-d8	*99*	*83-126*				
4-Bromofluorobenzene	*115*	*60-146*				

This report pertains to the samples analyzed in accordance with the chain of custody,
and is intended only for the use of the individual or company to whom it is addressed.

Date of Report: October 28, 2015
Samples Submitted: October 19, 2015
Laboratory Reference: 1510-139
Project: 457-007

HALOGENATED VOLATILES EPA 8260C
page 1 of 2

Matrix: Soil
Units: mg/kg

Analyte	Result	PQL	Method	Date Prepared	Date Analyzed	Flags
Client ID:	**P4-B5-6.0-101715**					
Laboratory ID:	10-139-21					
Dichlorodifluoromethane	ND	0.0012	EPA 8260C	10-23-15	10-23-15	
Chloromethane	ND	0.0058	EPA 8260C	10-23-15	10-23-15	
Vinyl Chloride	ND	0.0012	EPA 8260C	10-23-15	10-23-15	
Bromomethane	ND	0.0012	EPA 8260C	10-23-15	10-23-15	
Chloroethane	ND	0.0058	EPA 8260C	10-23-15	10-23-15	
Trichlorofluoromethane	ND	0.0012	EPA 8260C	10-23-15	10-23-15	
1,1-Dichloroethene	ND	0.0012	EPA 8260C	10-23-15	10-23-15	
Iodomethane	ND	0.0058	EPA 8260C	10-23-15	10-23-15	
Methylene Chloride	ND	0.0058	EPA 8260C	10-23-15	10-23-15	
(trans) 1,2-Dichloroethene	ND	0.0012	EPA 8260C	10-23-15	10-23-15	
1,1-Dichloroethane	ND	0.0012	EPA 8260C	10-23-15	10-23-15	
2,2-Dichloropropane	ND	0.0012	EPA 8260C	10-23-15	10-23-15	
(cis) 1,2-Dichloroethene	ND	0.0012	EPA 8260C	10-23-15	10-23-15	
Bromochloromethane	ND	0.0012	EPA 8260C	10-23-15	10-23-15	
Chloroform	ND	0.0012	EPA 8260C	10-23-15	10-23-15	
1,1,1-Trichloroethane	ND	0.0012	EPA 8260C	10-23-15	10-23-15	
Carbon Tetrachloride	ND	0.0012	EPA 8260C	10-23-15	10-23-15	
1,1-Dichloropropene	ND	0.0012	EPA 8260C	10-23-15	10-23-15	
1,2-Dichloroethane	ND	0.0012	EPA 8260C	10-23-15	10-23-15	
Trichloroethene	0.023	0.0012	EPA 8260C	10-23-15	10-23-15	
1,2-Dichloropropane	ND	0.0012	EPA 8260C	10-23-15	10-23-15	
Dibromomethane	ND	0.0012	EPA 8260C	10-23-15	10-23-15	
Bromodichloromethane	ND	0.0012	EPA 8260C	10-23-15	10-23-15	
2-Chloroethyl Vinyl Ether	ND	0.0058	EPA 8260C	10-23-15	10-23-15	
(cis) 1,3-Dichloropropene	ND	0.0012	EPA 8260C	10-23-15	10-23-15	
(trans) 1,3-Dichloropropene	ND	0.0012	EPA 8260C	10-23-15	10-23-15	

This report pertains to the samples analyzed in accordance with the chain of custody,
and is intended only for the use of the individual or company to whom it is addressed.

Date of Report: October 28, 2015
Samples Submitted: October 19, 2015
Laboratory Reference: 1510-139
Project: 457-007

HALOGENATED VOLATILES EPA 8260C
page 2 of 2

Analyte	Result	PQL	Method	Date Prepared	Date Analyzed	Flags
Client ID:	**P4-B5-6.0-101715**					
Laboratory ID:	10-139-21					
1,1,2-Trichloroethane	ND	0.0012	EPA 8260C	10-23-15	10-23-15	
Tetrachloroethene	0.023	0.0012	EPA 8260C	10-23-15	10-23-15	
1,3-Dichloropropane	ND	0.0012	EPA 8260C	10-23-15	10-23-15	
Dibromochloromethane	ND	0.0012	EPA 8260C	10-23-15	10-23-15	
1,2-Dibromoethane	ND	0.0012	EPA 8260C	10-23-15	10-23-15	
Chlorobenzene	ND	0.0012	EPA 8260C	10-23-15	10-23-15	
1,1,1,2-Tetrachloroethane	ND	0.0012	EPA 8260C	10-23-15	10-23-15	
Bromoform	ND	0.0012	EPA 8260C	10-23-15	10-23-15	
Bromobenzene	ND	0.0012	EPA 8260C	10-23-15	10-23-15	
1,1,2,2-Tetrachloroethane	ND	0.0012	EPA 8260C	10-23-15	10-23-15	
1,2,3-Trichloropropane	ND	0.0012	EPA 8260C	10-23-15	10-23-15	
2-Chlorotoluene	ND	0.0012	EPA 8260C	10-23-15	10-23-15	
4-Chlorotoluene	ND	0.0012	EPA 8260C	10-23-15	10-23-15	
1,3-Dichlorobenzene	ND	0.0012	EPA 8260C	10-23-15	10-23-15	
1,4-Dichlorobenzene	ND	0.0012	EPA 8260C	10-23-15	10-23-15	
1,2-Dichlorobenzene	ND	0.0012	EPA 8260C	10-23-15	10-23-15	
1,2-Dibromo-3-chloropropane	ND	0.0058	EPA 8260C	10-23-15	10-23-15	
1,2,4-Trichlorobenzene	ND	0.0012	EPA 8260C	10-23-15	10-23-15	
Hexachlorobutadiene	ND	0.0058	EPA 8260C	10-23-15	10-23-15	
1,2,3-Trichlorobenzene	ND	0.0012	EPA 8260C	10-23-15	10-23-15	
Surrogate:	*Percent Recovery*	*Control Limits*				
Dibromofluoromethane	*98*	*76-131*				
Toluene-d8	*98*	*83-126*				
4-Bromofluorobenzene	*111*	*60-146*				

This report pertains to the samples analyzed in accordance with the chain of custody,
and is intended only for the use of the individual or company to whom it is addressed.

Date of Report: October 28, 2015
Samples Submitted: October 19, 2015
Laboratory Reference: 1510-139
Project: 457-007

HALOGENATED VOLATILES EPA 8260C
page 1 of 2

Matrix: Soil
Units: mg/kg

Analyte	Result	PQL	Method	Date Prepared	Date Analyzed	Flags
Client ID:	**P4-B5-8.0-101715**					
Laboratory ID:	10-139-22					
Dichlorodifluoromethane	ND	0.0011	EPA 8260C	10-23-15	10-23-15	
Chloromethane	ND	0.0055	EPA 8260C	10-23-15	10-23-15	
Vinyl Chloride	ND	0.0011	EPA 8260C	10-23-15	10-23-15	
Bromomethane	ND	0.0011	EPA 8260C	10-23-15	10-23-15	
Chloroethane	ND	0.0055	EPA 8260C	10-23-15	10-23-15	
Trichlorofluoromethane	ND	0.0011	EPA 8260C	10-23-15	10-23-15	
1,1-Dichloroethene	ND	0.0011	EPA 8260C	10-23-15	10-23-15	
Iodomethane	ND	0.0055	EPA 8260C	10-23-15	10-23-15	
Methylene Chloride	ND	0.0055	EPA 8260C	10-23-15	10-23-15	
(trans) 1,2-Dichloroethene	ND	0.0011	EPA 8260C	10-23-15	10-23-15	
1,1-Dichloroethane	ND	0.0011	EPA 8260C	10-23-15	10-23-15	
2,2-Dichloropropane	ND	0.0011	EPA 8260C	10-23-15	10-23-15	
(cis) 1,2-Dichloroethene	ND	0.0011	EPA 8260C	10-23-15	10-23-15	
Bromochloromethane	ND	0.0011	EPA 8260C	10-23-15	10-23-15	
Chloroform	ND	0.0011	EPA 8260C	10-23-15	10-23-15	
1,1,1-Trichloroethane	ND	0.0011	EPA 8260C	10-23-15	10-23-15	
Carbon Tetrachloride	ND	0.0011	EPA 8260C	10-23-15	10-23-15	
1,1-Dichloropropene	ND	0.0011	EPA 8260C	10-23-15	10-23-15	
1,2-Dichloroethane	ND	0.0011	EPA 8260C	10-23-15	10-23-15	
Trichloroethene	0.0074	0.0011	EPA 8260C	10-23-15	10-23-15	
1,2-Dichloropropane	ND	0.0011	EPA 8260C	10-23-15	10-23-15	
Dibromomethane	ND	0.0011	EPA 8260C	10-23-15	10-23-15	
Bromodichloromethane	ND	0.0011	EPA 8260C	10-23-15	10-23-15	
2-Chloroethyl Vinyl Ether	ND	0.0055	EPA 8260C	10-23-15	10-23-15	
(cis) 1,3-Dichloropropene	ND	0.0011	EPA 8260C	10-23-15	10-23-15	
(trans) 1,3-Dichloropropene	ND	0.0011	EPA 8260C	10-23-15	10-23-15	

This report pertains to the samples analyzed in accordance with the chain of custody,
and is intended only for the use of the individual or company to whom it is addressed.

Date of Report: October 28, 2015
Samples Submitted: October 19, 2015
Laboratory Reference: 1510-139
Project: 457-007

HALOGENATED VOLATILES EPA 8260C
page 2 of 2

Analyte	Result	PQL	Method	Date Prepared	Date Analyzed	Flags
Client ID:	**P4-B5-8.0-101715**					
Laboratory ID:	10-139-22					
1,1,2-Trichloroethane	ND	0.0011	EPA 8260C	10-23-15	10-23-15	
Tetrachloroethene	0.0094	0.0011	EPA 8260C	10-23-15	10-23-15	
1,3-Dichloropropane	ND	0.0011	EPA 8260C	10-23-15	10-23-15	
Dibromochloromethane	ND	0.0011	EPA 8260C	10-23-15	10-23-15	
1,2-Dibromoethane	ND	0.0011	EPA 8260C	10-23-15	10-23-15	
Chlorobenzene	ND	0.0011	EPA 8260C	10-23-15	10-23-15	
1,1,1,2-Tetrachloroethane	ND	0.0011	EPA 8260C	10-23-15	10-23-15	
Bromoform	ND	0.0011	EPA 8260C	10-23-15	10-23-15	
Bromobenzene	ND	0.0011	EPA 8260C	10-23-15	10-23-15	
1,1,2,2-Tetrachloroethane	ND	0.0011	EPA 8260C	10-23-15	10-23-15	
1,2,3-Trichloropropane	ND	0.0011	EPA 8260C	10-23-15	10-23-15	
2-Chlorotoluene	ND	0.0011	EPA 8260C	10-23-15	10-23-15	
4-Chlorotoluene	ND	0.0011	EPA 8260C	10-23-15	10-23-15	
1,3-Dichlorobenzene	ND	0.0011	EPA 8260C	10-23-15	10-23-15	
1,4-Dichlorobenzene	ND	0.0011	EPA 8260C	10-23-15	10-23-15	
1,2-Dichlorobenzene	ND	0.0011	EPA 8260C	10-23-15	10-23-15	
1,2-Dibromo-3-chloropropane	ND	0.0055	EPA 8260C	10-23-15	10-23-15	
1,2,4-Trichlorobenzene	ND	0.0011	EPA 8260C	10-23-15	10-23-15	
Hexachlorobutadiene	ND	0.0055	EPA 8260C	10-23-15	10-23-15	
1,2,3-Trichlorobenzene	ND	0.0011	EPA 8260C	10-23-15	10-23-15	
Surrogate:	*Percent Recovery*	*Control Limits*				
Dibromofluoromethane	*96*	*76-131*				
Toluene-d8	*100*	*83-126*				
4-Bromofluorobenzene	*117*	*60-146*				

This report pertains to the samples analyzed in accordance with the chain of custody,
and is intended only for the use of the individual or company to whom it is addressed.

Date of Report: October 28, 2015
Samples Submitted: October 19, 2015
Laboratory Reference: 1510-139
Project: 457-007

HALOGENATED VOLATILES EPA 8260C
page 1 of 2

Matrix: Soil
Units: mg/kg

Analyte	Result	PQL	Method	Date Prepared	Date Analyzed	Flags
Client ID:	**P4-B6-1.0-101715**					
Laboratory ID:	10-139-23					
Dichlorodifluoromethane	ND	0.0010	EPA 8260C	10-23-15	10-23-15	
Chloromethane	ND	0.0051	EPA 8260C	10-23-15	10-23-15	
Vinyl Chloride	ND	0.0010	EPA 8260C	10-23-15	10-23-15	
Bromomethane	ND	0.0010	EPA 8260C	10-23-15	10-23-15	
Chloroethane	ND	0.0051	EPA 8260C	10-23-15	10-23-15	
Trichlorofluoromethane	ND	0.0010	EPA 8260C	10-23-15	10-23-15	
1,1-Dichloroethene	ND	0.0010	EPA 8260C	10-23-15	10-23-15	
Iodomethane	ND	0.0051	EPA 8260C	10-23-15	10-23-15	
Methylene Chloride	ND	0.0051	EPA 8260C	10-23-15	10-23-15	
(trans) 1,2-Dichloroethene	ND	0.0010	EPA 8260C	10-23-15	10-23-15	
1,1-Dichloroethane	ND	0.0010	EPA 8260C	10-23-15	10-23-15	
2,2-Dichloropropane	ND	0.0010	EPA 8260C	10-23-15	10-23-15	
(cis) 1,2-Dichloroethene	ND	0.0010	EPA 8260C	10-23-15	10-23-15	
Bromochloromethane	ND	0.0010	EPA 8260C	10-23-15	10-23-15	
Chloroform	ND	0.0010	EPA 8260C	10-23-15	10-23-15	
1,1,1-Trichloroethane	ND	0.0010	EPA 8260C	10-23-15	10-23-15	
Carbon Tetrachloride	ND	0.0010	EPA 8260C	10-23-15	10-23-15	
1,1-Dichloropropene	ND	0.0010	EPA 8260C	10-23-15	10-23-15	
1,2-Dichloroethane	ND	0.0010	EPA 8260C	10-23-15	10-23-15	
Trichloroethene	0.32	0.060	EPA 8260C	10-26-15	10-26-15	
1,2-Dichloropropane	ND	0.0010	EPA 8260C	10-23-15	10-23-15	
Dibromomethane	ND	0.0010	EPA 8260C	10-23-15	10-23-15	
Bromodichloromethane	ND	0.0010	EPA 8260C	10-23-15	10-23-15	
2-Chloroethyl Vinyl Ether	ND	0.0051	EPA 8260C	10-23-15	10-23-15	
(cis) 1,3-Dichloropropene	ND	0.0010	EPA 8260C	10-23-15	10-23-15	
(trans) 1,3-Dichloropropene	ND	0.0010	EPA 8260C	10-23-15	10-23-15	

This report pertains to the samples analyzed in accordance with the chain of custody,
and is intended only for the use of the individual or company to whom it is addressed.

Date of Report: October 28, 2015
Samples Submitted: October 19, 2015
Laboratory Reference: 1510-139
Project: 457-007

HALOGENATED VOLATILES EPA 8260C
page 2 of 2

Analyte	Result	PQL	Method	Date Prepared	Date Analyzed	Flags
Client ID:	**P4-B6-1.0-101715**					
Laboratory ID:	10-139-23					
1,1,2-Trichloroethane	ND	0.0010	EPA 8260C	10-23-15	10-23-15	
Tetrachloroethene	0.64	0.060	EPA 8260C	10-26-15	10-26-15	
1,3-Dichloropropane	ND	0.0010	EPA 8260C	10-23-15	10-23-15	
Dibromochloromethane	ND	0.0010	EPA 8260C	10-23-15	10-23-15	
1,2-Dibromoethane	ND	0.0010	EPA 8260C	10-23-15	10-23-15	
Chlorobenzene	ND	0.0010	EPA 8260C	10-23-15	10-23-15	
1,1,1,2-Tetrachloroethane	ND	0.0010	EPA 8260C	10-23-15	10-23-15	
Bromoform	ND	0.0010	EPA 8260C	10-23-15	10-23-15	
Bromobenzene	ND	0.0010	EPA 8260C	10-23-15	10-23-15	
1,1,2,2-Tetrachloroethane	ND	0.0010	EPA 8260C	10-23-15	10-23-15	
1,2,3-Trichloropropane	ND	0.0010	EPA 8260C	10-23-15	10-23-15	
2-Chlorotoluene	ND	0.0010	EPA 8260C	10-23-15	10-23-15	
4-Chlorotoluene	ND	0.0010	EPA 8260C	10-23-15	10-23-15	
1,3-Dichlorobenzene	ND	0.0010	EPA 8260C	10-23-15	10-23-15	
1,4-Dichlorobenzene	ND	0.0010	EPA 8260C	10-23-15	10-23-15	
1,2-Dichlorobenzene	ND	0.0010	EPA 8260C	10-23-15	10-23-15	
1,2-Dibromo-3-chloropropane	ND	0.0051	EPA 8260C	10-23-15	10-23-15	
1,2,4-Trichlorobenzene	ND	0.0010	EPA 8260C	10-23-15	10-23-15	
Hexachlorobutadiene	ND	0.0051	EPA 8260C	10-23-15	10-23-15	
1,2,3-Trichlorobenzene	ND	0.0010	EPA 8260C	10-23-15	10-23-15	
Surrogate:	*Percent Recovery*	*Control Limits*				
Dibromofluoromethane	*89*	*76-131*				
Toluene-d8	*87*	*83-126*				
4-Bromofluorobenzene	*92*	*60-146*				

This report pertains to the samples analyzed in accordance with the chain of custody,
and is intended only for the use of the individual or company to whom it is addressed.

Date of Report: October 28, 2015
Samples Submitted: October 19, 2015
Laboratory Reference: 1510-139
Project: 457-007

HALOGENATED VOLATILES EPA 8260C
page 1 of 2

Matrix: Soil
Units: mg/kg

Analyte	Result	PQL	Method	Date Prepared	Date Analyzed	Flags
Client ID:	**P4-B6-3.0-101715**					
Laboratory ID:	10-139-24					
Dichlorodifluoromethane	ND	0.0010	EPA 8260C	10-23-15	10-23-15	
Chloromethane	ND	0.0052	EPA 8260C	10-23-15	10-23-15	
Vinyl Chloride	ND	0.0010	EPA 8260C	10-23-15	10-23-15	
Bromomethane	ND	0.0010	EPA 8260C	10-23-15	10-23-15	
Chloroethane	ND	0.0052	EPA 8260C	10-23-15	10-23-15	
Trichlorofluoromethane	ND	0.0010	EPA 8260C	10-23-15	10-23-15	
1,1-Dichloroethene	ND	0.0010	EPA 8260C	10-23-15	10-23-15	
Iodomethane	ND	0.0052	EPA 8260C	10-23-15	10-23-15	
Methylene Chloride	ND	0.0052	EPA 8260C	10-23-15	10-23-15	
(trans) 1,2-Dichloroethene	ND	0.0010	EPA 8260C	10-23-15	10-23-15	
1,1-Dichloroethane	ND	0.0010	EPA 8260C	10-23-15	10-23-15	
2,2-Dichloropropane	ND	0.0010	EPA 8260C	10-23-15	10-23-15	
(cis) 1,2-Dichloroethene	ND	0.0010	EPA 8260C	10-23-15	10-23-15	
Bromochloromethane	ND	0.0010	EPA 8260C	10-23-15	10-23-15	
Chloroform	ND	0.0010	EPA 8260C	10-23-15	10-23-15	
1,1,1-Trichloroethane	ND	0.0010	EPA 8260C	10-23-15	10-23-15	
Carbon Tetrachloride	ND	0.0010	EPA 8260C	10-23-15	10-23-15	
1,1-Dichloropropene	ND	0.0010	EPA 8260C	10-23-15	10-23-15	
1,2-Dichloroethane	ND	0.0010	EPA 8260C	10-23-15	10-23-15	
Trichloroethene	0.036	0.0010	EPA 8260C	10-23-15	10-23-15	
1,2-Dichloropropane	ND	0.0010	EPA 8260C	10-23-15	10-23-15	
Dibromomethane	ND	0.0010	EPA 8260C	10-23-15	10-23-15	
Bromodichloromethane	ND	0.0010	EPA 8260C	10-23-15	10-23-15	
2-Chloroethyl Vinyl Ether	ND	0.0052	EPA 8260C	10-23-15	10-23-15	
(cis) 1,3-Dichloropropene	ND	0.0010	EPA 8260C	10-23-15	10-23-15	
(trans) 1,3-Dichloropropene	ND	0.0010	EPA 8260C	10-23-15	10-23-15	

This report pertains to the samples analyzed in accordance with the chain of custody,
and is intended only for the use of the individual or company to whom it is addressed.

Date of Report: October 28, 2015
Samples Submitted: October 19, 2015
Laboratory Reference: 1510-139
Project: 457-007

HALOGENATED VOLATILES EPA 8260C
page 2 of 2

Analyte	Result	PQL	Method	Date Prepared	Date Analyzed	Flags
Client ID:	**P4-B6-3.0-101715**					
Laboratory ID:	10-139-24					
1,1,2-Trichloroethane	ND	0.0010	EPA 8260C	10-23-15	10-23-15	
Tetrachloroethene	0.040	0.0010	EPA 8260C	10-23-15	10-23-15	
1,3-Dichloropropane	ND	0.0010	EPA 8260C	10-23-15	10-23-15	
Dibromochloromethane	ND	0.0010	EPA 8260C	10-23-15	10-23-15	
1,2-Dibromoethane	ND	0.0010	EPA 8260C	10-23-15	10-23-15	
Chlorobenzene	ND	0.0010	EPA 8260C	10-23-15	10-23-15	
1,1,1,2-Tetrachloroethane	ND	0.0010	EPA 8260C	10-23-15	10-23-15	
Bromoform	ND	0.0010	EPA 8260C	10-23-15	10-23-15	
Bromobenzene	ND	0.0010	EPA 8260C	10-23-15	10-23-15	
1,1,2,2-Tetrachloroethane	ND	0.0010	EPA 8260C	10-23-15	10-23-15	
1,2,3-Trichloropropane	ND	0.0010	EPA 8260C	10-23-15	10-23-15	
2-Chlorotoluene	ND	0.0010	EPA 8260C	10-23-15	10-23-15	
4-Chlorotoluene	ND	0.0010	EPA 8260C	10-23-15	10-23-15	
1,3-Dichlorobenzene	ND	0.0010	EPA 8260C	10-23-15	10-23-15	
1,4-Dichlorobenzene	ND	0.0010	EPA 8260C	10-23-15	10-23-15	
1,2-Dichlorobenzene	ND	0.0010	EPA 8260C	10-23-15	10-23-15	
1,2-Dibromo-3-chloropropane	ND	0.0052	EPA 8260C	10-23-15	10-23-15	
1,2,4-Trichlorobenzene	ND	0.0010	EPA 8260C	10-23-15	10-23-15	
Hexachlorobutadiene	ND	0.0052	EPA 8260C	10-23-15	10-23-15	
1,2,3-Trichlorobenzene	ND	0.0010	EPA 8260C	10-23-15	10-23-15	
Surrogate:	*Percent Recovery*	*Control Limits*				
Dibromofluoromethane	*96*	*76-131*				
Toluene-d8	*98*	*83-126*				
4-Bromofluorobenzene	*115*	*60-146*				

This report pertains to the samples analyzed in accordance with the chain of custody,
and is intended only for the use of the individual or company to whom it is addressed.

Date of Report: October 28, 2015
Samples Submitted: October 19, 2015
Laboratory Reference: 1510-139
Project: 457-007

HALOGENATED VOLATILES EPA 8260C
page 1 of 2

Matrix: Soil
Units: mg/kg

Analyte	Result	PQL	Method	Date Prepared	Date Analyzed	Flags
Client ID:	**P4-B6-5.7-101715**					
Laboratory ID:	10-139-25					
Dichlorodifluoromethane	ND	0.00096	EPA 8260C	10-23-15	10-23-15	
Chloromethane	ND	0.0048	EPA 8260C	10-23-15	10-23-15	
Vinyl Chloride	ND	0.00096	EPA 8260C	10-23-15	10-23-15	
Bromomethane	ND	0.00096	EPA 8260C	10-23-15	10-23-15	
Chloroethane	ND	0.0048	EPA 8260C	10-23-15	10-23-15	
Trichlorofluoromethane	ND	0.00096	EPA 8260C	10-23-15	10-23-15	
1,1-Dichloroethene	ND	0.00096	EPA 8260C	10-23-15	10-23-15	
Iodomethane	ND	0.0048	EPA 8260C	10-23-15	10-23-15	
Methylene Chloride	ND	0.0048	EPA 8260C	10-23-15	10-23-15	
(trans) 1,2-Dichloroethene	ND	0.00096	EPA 8260C	10-23-15	10-23-15	
1,1-Dichloroethane	ND	0.00096	EPA 8260C	10-23-15	10-23-15	
2,2-Dichloropropane	ND	0.00096	EPA 8260C	10-23-15	10-23-15	
(cis) 1,2-Dichloroethene	ND	0.00096	EPA 8260C	10-23-15	10-23-15	
Bromochloromethane	ND	0.00096	EPA 8260C	10-23-15	10-23-15	
Chloroform	ND	0.00096	EPA 8260C	10-23-15	10-23-15	
1,1,1-Trichloroethane	ND	0.00096	EPA 8260C	10-23-15	10-23-15	
Carbon Tetrachloride	ND	0.00096	EPA 8260C	10-23-15	10-23-15	
1,1-Dichloropropene	ND	0.00096	EPA 8260C	10-23-15	10-23-15	
1,2-Dichloroethane	ND	0.00096	EPA 8260C	10-23-15	10-23-15	
Trichloroethene	0.044	0.00096	EPA 8260C	10-23-15	10-23-15	
1,2-Dichloropropane	ND	0.00096	EPA 8260C	10-23-15	10-23-15	
Dibromomethane	ND	0.00096	EPA 8260C	10-23-15	10-23-15	
Bromodichloromethane	ND	0.00096	EPA 8260C	10-23-15	10-23-15	
2-Chloroethyl Vinyl Ether	ND	0.0048	EPA 8260C	10-23-15	10-23-15	
(cis) 1,3-Dichloropropene	ND	0.00096	EPA 8260C	10-23-15	10-23-15	
(trans) 1,3-Dichloropropene	ND	0.00096	EPA 8260C	10-23-15	10-23-15	

This report pertains to the samples analyzed in accordance with the chain of custody,
and is intended only for the use of the individual or company to whom it is addressed.

Date of Report: October 28, 2015
Samples Submitted: October 19, 2015
Laboratory Reference: 1510-139
Project: 457-007

HALOGENATED VOLATILES EPA 8260C
page 2 of 2

Analyte	Result	PQL	Method	Date Prepared	Date Analyzed	Flags
Client ID:	**P4-B6-5.7-101715**					
Laboratory ID:	10-139-25					
1,1,2-Trichloroethane	ND	0.00096	EPA 8260C	10-23-15	10-23-15	
Tetrachloroethene	0.066	0.00096	EPA 8260C	10-23-15	10-23-15	
1,3-Dichloropropane	ND	0.00096	EPA 8260C	10-23-15	10-23-15	
Dibromochloromethane	ND	0.00096	EPA 8260C	10-23-15	10-23-15	
1,2-Dibromoethane	ND	0.00096	EPA 8260C	10-23-15	10-23-15	
Chlorobenzene	ND	0.00096	EPA 8260C	10-23-15	10-23-15	
1,1,1,2-Tetrachloroethane	ND	0.00096	EPA 8260C	10-23-15	10-23-15	
Bromoform	ND	0.00096	EPA 8260C	10-23-15	10-23-15	
Bromobenzene	ND	0.00096	EPA 8260C	10-23-15	10-23-15	
1,1,2,2-Tetrachloroethane	ND	0.00096	EPA 8260C	10-23-15	10-23-15	
1,2,3-Trichloropropane	ND	0.00096	EPA 8260C	10-23-15	10-23-15	
2-Chlorotoluene	ND	0.00096	EPA 8260C	10-23-15	10-23-15	
4-Chlorotoluene	ND	0.00096	EPA 8260C	10-23-15	10-23-15	
1,3-Dichlorobenzene	ND	0.00096	EPA 8260C	10-23-15	10-23-15	
1,4-Dichlorobenzene	ND	0.00096	EPA 8260C	10-23-15	10-23-15	
1,2-Dichlorobenzene	ND	0.00096	EPA 8260C	10-23-15	10-23-15	
1,2-Dibromo-3-chloropropane	ND	0.0048	EPA 8260C	10-23-15	10-23-15	
1,2,4-Trichlorobenzene	ND	0.00096	EPA 8260C	10-23-15	10-23-15	
Hexachlorobutadiene	ND	0.0048	EPA 8260C	10-23-15	10-23-15	
1,2,3-Trichlorobenzene	ND	0.00096	EPA 8260C	10-23-15	10-23-15	
Surrogate:	*Percent Recovery*	*Control Limits*				
Dibromofluoromethane	*97*	*76-131*				
Toluene-d8	*100*	*83-126*				
4-Bromofluorobenzene	*110*	*60-146*				

This report pertains to the samples analyzed in accordance with the chain of custody,
and is intended only for the use of the individual or company to whom it is addressed.

Date of Report: October 28, 2015
Samples Submitted: October 19, 2015
Laboratory Reference: 1510-139
Project: 457-007

HALOGENATED VOLATILES EPA 8260C
page 1 of 2

Matrix: Soil
Units: mg/kg

Analyte	Result	PQL	Method	Date Prepared	Date Analyzed	Flags
Client ID:	**P4-B6-8.0-101715**					
Laboratory ID:	10-139-26					
Dichlorodifluoromethane	ND	0.0014	EPA 8260C	10-23-15	10-23-15	
Chloromethane	ND	0.0068	EPA 8260C	10-23-15	10-23-15	
Vinyl Chloride	ND	0.0014	EPA 8260C	10-23-15	10-23-15	
Bromomethane	ND	0.0014	EPA 8260C	10-23-15	10-23-15	
Chloroethane	ND	0.0068	EPA 8260C	10-23-15	10-23-15	
Trichlorofluoromethane	ND	0.0014	EPA 8260C	10-23-15	10-23-15	
1,1-Dichloroethene	ND	0.0014	EPA 8260C	10-23-15	10-23-15	
Iodomethane	ND	0.0068	EPA 8260C	10-23-15	10-23-15	
Methylene Chloride	ND	0.0068	EPA 8260C	10-23-15	10-23-15	
(trans) 1,2-Dichloroethene	ND	0.0014	EPA 8260C	10-23-15	10-23-15	
1,1-Dichloroethane	ND	0.0014	EPA 8260C	10-23-15	10-23-15	
2,2-Dichloropropane	ND	0.0014	EPA 8260C	10-23-15	10-23-15	
(cis) 1,2-Dichloroethene	ND	0.0014	EPA 8260C	10-23-15	10-23-15	
Bromochloromethane	ND	0.0014	EPA 8260C	10-23-15	10-23-15	
Chloroform	ND	0.0014	EPA 8260C	10-23-15	10-23-15	
1,1,1-Trichloroethane	ND	0.0014	EPA 8260C	10-23-15	10-23-15	
Carbon Tetrachloride	ND	0.0014	EPA 8260C	10-23-15	10-23-15	
1,1-Dichloropropene	ND	0.0014	EPA 8260C	10-23-15	10-23-15	
1,2-Dichloroethane	ND	0.0014	EPA 8260C	10-23-15	10-23-15	
Trichloroethene	0.0055	0.0014	EPA 8260C	10-23-15	10-23-15	
1,2-Dichloropropane	ND	0.0014	EPA 8260C	10-23-15	10-23-15	
Dibromomethane	ND	0.0014	EPA 8260C	10-23-15	10-23-15	
Bromodichloromethane	ND	0.0014	EPA 8260C	10-23-15	10-23-15	
2-Chloroethyl Vinyl Ether	ND	0.0068	EPA 8260C	10-23-15	10-23-15	
(cis) 1,3-Dichloropropene	ND	0.0014	EPA 8260C	10-23-15	10-23-15	
(trans) 1,3-Dichloropropene	ND	0.0014	EPA 8260C	10-23-15	10-23-15	

This report pertains to the samples analyzed in accordance with the chain of custody,
and is intended only for the use of the individual or company to whom it is addressed.

Date of Report: October 28, 2015
Samples Submitted: October 19, 2015
Laboratory Reference: 1510-139
Project: 457-007

HALOGENATED VOLATILES EPA 8260C
page 2 of 2

Analyte	Result	PQL	Method	Date Prepared	Date Analyzed	Flags
Client ID:	**P4-B6-8.0-101715**					
Laboratory ID:	10-139-26					
1,1,2-Trichloroethane	ND	0.0014	EPA 8260C	10-23-15	10-23-15	
Tetrachloroethene	0.015	0.0014	EPA 8260C	10-23-15	10-23-15	
1,3-Dichloropropane	ND	0.0014	EPA 8260C	10-23-15	10-23-15	
Dibromochloromethane	ND	0.0014	EPA 8260C	10-23-15	10-23-15	
1,2-Dibromoethane	ND	0.0014	EPA 8260C	10-23-15	10-23-15	
Chlorobenzene	ND	0.0014	EPA 8260C	10-23-15	10-23-15	
1,1,1,2-Tetrachloroethane	ND	0.0014	EPA 8260C	10-23-15	10-23-15	
Bromoform	ND	0.0014	EPA 8260C	10-23-15	10-23-15	
Bromobenzene	ND	0.0014	EPA 8260C	10-23-15	10-23-15	
1,1,2,2-Tetrachloroethane	ND	0.0014	EPA 8260C	10-23-15	10-23-15	
1,2,3-Trichloropropane	ND	0.0014	EPA 8260C	10-23-15	10-23-15	
2-Chlorotoluene	ND	0.0014	EPA 8260C	10-23-15	10-23-15	
4-Chlorotoluene	ND	0.0014	EPA 8260C	10-23-15	10-23-15	
1,3-Dichlorobenzene	ND	0.0014	EPA 8260C	10-23-15	10-23-15	
1,4-Dichlorobenzene	ND	0.0014	EPA 8260C	10-23-15	10-23-15	
1,2-Dichlorobenzene	ND	0.0014	EPA 8260C	10-23-15	10-23-15	
1,2-Dibromo-3-chloropropane	ND	0.0068	EPA 8260C	10-23-15	10-23-15	
1,2,4-Trichlorobenzene	ND	0.0014	EPA 8260C	10-23-15	10-23-15	
Hexachlorobutadiene	ND	0.0068	EPA 8260C	10-23-15	10-23-15	
1,2,3-Trichlorobenzene	ND	0.0014	EPA 8260C	10-23-15	10-23-15	
Surrogate:	*Percent Recovery*	*Control Limits*				
Dibromofluoromethane	*98*	*76-131*				
Toluene-d8	*98*	*83-126*				
4-Bromofluorobenzene	*111*	*60-146*				

This report pertains to the samples analyzed in accordance with the chain of custody,
and is intended only for the use of the individual or company to whom it is addressed.

Date of Report: October 28, 2015
Samples Submitted: October 19, 2015
Laboratory Reference: 1510-139
Project: 457-007

HALOGENATED VOLATILES EPA 8260C
page 1 of 2

Matrix: Soil
Units: mg/kg

Analyte	Result	PQL	Method	Date Prepared	Date Analyzed	Flags
Client ID:	**P4-B7-1.0-101715**					
Laboratory ID:	10-139-27					
Dichlorodifluoromethane	ND	0.00094	EPA 8260C	10-23-15	10-23-15	
Chloromethane	ND	0.0047	EPA 8260C	10-23-15	10-23-15	
Vinyl Chloride	ND	0.00094	EPA 8260C	10-23-15	10-23-15	
Bromomethane	ND	0.00094	EPA 8260C	10-23-15	10-23-15	
Chloroethane	ND	0.0047	EPA 8260C	10-23-15	10-23-15	
Trichlorofluoromethane	ND	0.00094	EPA 8260C	10-23-15	10-23-15	
1,1-Dichloroethene	ND	0.00094	EPA 8260C	10-23-15	10-23-15	
Iodomethane	ND	0.0047	EPA 8260C	10-23-15	10-23-15	
Methylene Chloride	ND	0.0047	EPA 8260C	10-23-15	10-23-15	
(trans) 1,2-Dichloroethene	0.0013	0.00094	EPA 8260C	10-23-15	10-23-15	
1,1-Dichloroethane	ND	0.00094	EPA 8260C	10-23-15	10-23-15	
2,2-Dichloropropane	ND	0.00094	EPA 8260C	10-23-15	10-23-15	
(cis) 1,2-Dichloroethene	0.0055	0.00094	EPA 8260C	10-23-15	10-23-15	
Bromochloromethane	ND	0.00094	EPA 8260C	10-23-15	10-23-15	
Chloroform	ND	0.00094	EPA 8260C	10-23-15	10-23-15	
1,1,1-Trichloroethane	ND	0.00094	EPA 8260C	10-23-15	10-23-15	
Carbon Tetrachloride	ND	0.00094	EPA 8260C	10-23-15	10-23-15	
1,1-Dichloropropene	ND	0.00094	EPA 8260C	10-23-15	10-23-15	
1,2-Dichloroethane	ND	0.00094	EPA 8260C	10-23-15	10-23-15	
Trichloroethene	0.48	0.057	EPA 8260C	10-26-15	10-26-15	
1,2-Dichloropropane	ND	0.00094	EPA 8260C	10-23-15	10-23-15	
Dibromomethane	ND	0.00094	EPA 8260C	10-23-15	10-23-15	
Bromodichloromethane	ND	0.00094	EPA 8260C	10-23-15	10-23-15	
2-Chloroethyl Vinyl Ether	ND	0.0047	EPA 8260C	10-23-15	10-23-15	
(cis) 1,3-Dichloropropene	ND	0.00094	EPA 8260C	10-23-15	10-23-15	
(trans) 1,3-Dichloropropene	ND	0.00094	EPA 8260C	10-23-15	10-23-15	

This report pertains to the samples analyzed in accordance with the chain of custody,
and is intended only for the use of the individual or company to whom it is addressed.

Date of Report: October 28, 2015
Samples Submitted: October 19, 2015
Laboratory Reference: 1510-139
Project: 457-007

HALOGENATED VOLATILES EPA 8260C
page 2 of 2

Analyte	Result	PQL	Method	Date Prepared	Date Analyzed	Flags
Client ID:	**P4-B7-1.0-101715**					
Laboratory ID:	10-139-27					
1,1,2-Trichloroethane	ND	0.00094	EPA 8260C	10-23-15	10-23-15	
Tetrachloroethene	0.26	0.057	EPA 8260C	10-26-15	10-26-15	
1,3-Dichloropropane	ND	0.00094	EPA 8260C	10-23-15	10-23-15	
Dibromochloromethane	ND	0.00094	EPA 8260C	10-23-15	10-23-15	
1,2-Dibromoethane	ND	0.00094	EPA 8260C	10-23-15	10-23-15	
Chlorobenzene	ND	0.00094	EPA 8260C	10-23-15	10-23-15	
1,1,1,2-Tetrachloroethane	ND	0.00094	EPA 8260C	10-23-15	10-23-15	
Bromoform	ND	0.00094	EPA 8260C	10-23-15	10-23-15	
Bromobenzene	ND	0.00094	EPA 8260C	10-23-15	10-23-15	
1,1,2,2-Tetrachloroethane	ND	0.00094	EPA 8260C	10-23-15	10-23-15	
1,2,3-Trichloropropane	ND	0.00094	EPA 8260C	10-23-15	10-23-15	
2-Chlorotoluene	ND	0.00094	EPA 8260C	10-23-15	10-23-15	
4-Chlorotoluene	ND	0.00094	EPA 8260C	10-23-15	10-23-15	
1,3-Dichlorobenzene	ND	0.00094	EPA 8260C	10-23-15	10-23-15	
1,4-Dichlorobenzene	ND	0.00094	EPA 8260C	10-23-15	10-23-15	
1,2-Dichlorobenzene	ND	0.00094	EPA 8260C	10-23-15	10-23-15	
1,2-Dibromo-3-chloropropane	ND	0.0047	EPA 8260C	10-23-15	10-23-15	
1,2,4-Trichlorobenzene	ND	0.00094	EPA 8260C	10-23-15	10-23-15	
Hexachlorobutadiene	ND	0.0047	EPA 8260C	10-23-15	10-23-15	
1,2,3-Trichlorobenzene	ND	0.00094	EPA 8260C	10-23-15	10-23-15	
Surrogate:	*Percent Recovery*	*Control Limits*				
Dibromofluoromethane	*98*	*76-131*				
Toluene-d8	*98*	*83-126*				
4-Bromofluorobenzene	*102*	*60-146*				

This report pertains to the samples analyzed in accordance with the chain of custody,
and is intended only for the use of the individual or company to whom it is addressed.

Date of Report: October 28, 2015
Samples Submitted: October 19, 2015
Laboratory Reference: 1510-139
Project: 457-007

HALOGENATED VOLATILES EPA 8260C
page 1 of 2

Matrix: Soil
Units: mg/kg

Analyte	Result	PQL	Method	Date Prepared	Date Analyzed	Flags
Client ID:	**P4-B7-3.0-101715**					
Laboratory ID:	10-139-28					
Dichlorodifluoromethane	ND	0.0010	EPA 8260C	10-23-15	10-23-15	
Chloromethane	ND	0.0051	EPA 8260C	10-23-15	10-23-15	
Vinyl Chloride	ND	0.0010	EPA 8260C	10-23-15	10-23-15	
Bromomethane	ND	0.0010	EPA 8260C	10-23-15	10-23-15	
Chloroethane	ND	0.0051	EPA 8260C	10-23-15	10-23-15	
Trichlorofluoromethane	ND	0.0010	EPA 8260C	10-23-15	10-23-15	
1,1-Dichloroethene	ND	0.0010	EPA 8260C	10-23-15	10-23-15	
Iodomethane	ND	0.0051	EPA 8260C	10-23-15	10-23-15	
Methylene Chloride	ND	0.0051	EPA 8260C	10-23-15	10-23-15	
(trans) 1,2-Dichloroethene	ND	0.0010	EPA 8260C	10-23-15	10-23-15	
1,1-Dichloroethane	ND	0.0010	EPA 8260C	10-23-15	10-23-15	
2,2-Dichloropropane	ND	0.0010	EPA 8260C	10-23-15	10-23-15	
(cis) 1,2-Dichloroethene	ND	0.0010	EPA 8260C	10-23-15	10-23-15	
Bromochloromethane	ND	0.0010	EPA 8260C	10-23-15	10-23-15	
Chloroform	ND	0.0010	EPA 8260C	10-23-15	10-23-15	
1,1,1-Trichloroethane	ND	0.0010	EPA 8260C	10-23-15	10-23-15	
Carbon Tetrachloride	ND	0.0010	EPA 8260C	10-23-15	10-23-15	
1,1-Dichloropropene	ND	0.0010	EPA 8260C	10-23-15	10-23-15	
1,2-Dichloroethane	ND	0.0010	EPA 8260C	10-23-15	10-23-15	
Trichloroethene	0.019	0.0010	EPA 8260C	10-23-15	10-23-15	
1,2-Dichloropropane	ND	0.0010	EPA 8260C	10-23-15	10-23-15	
Dibromomethane	ND	0.0010	EPA 8260C	10-23-15	10-23-15	
Bromodichloromethane	ND	0.0010	EPA 8260C	10-23-15	10-23-15	
2-Chloroethyl Vinyl Ether	ND	0.0051	EPA 8260C	10-23-15	10-23-15	
(cis) 1,3-Dichloropropene	ND	0.0010	EPA 8260C	10-23-15	10-23-15	
(trans) 1,3-Dichloropropene	ND	0.0010	EPA 8260C	10-23-15	10-23-15	

This report pertains to the samples analyzed in accordance with the chain of custody,
and is intended only for the use of the individual or company to whom it is addressed.

Date of Report: October 28, 2015
Samples Submitted: October 19, 2015
Laboratory Reference: 1510-139
Project: 457-007

HALOGENATED VOLATILES EPA 8260C
page 2 of 2

Analyte	Result	PQL	Method	Date Prepared	Date Analyzed	Flags
Client ID:	**P4-B7-3.0-101715**					
Laboratory ID:	10-139-28					
1,1,2-Trichloroethane	ND	0.0010	EPA 8260C	10-23-15	10-23-15	
Tetrachloroethene	0.0073	0.0010	EPA 8260C	10-23-15	10-23-15	
1,3-Dichloropropane	ND	0.0010	EPA 8260C	10-23-15	10-23-15	
Dibromochloromethane	ND	0.0010	EPA 8260C	10-23-15	10-23-15	
1,2-Dibromoethane	ND	0.0010	EPA 8260C	10-23-15	10-23-15	
Chlorobenzene	ND	0.0010	EPA 8260C	10-23-15	10-23-15	
1,1,1,2-Tetrachloroethane	ND	0.0010	EPA 8260C	10-23-15	10-23-15	
Bromoform	ND	0.0010	EPA 8260C	10-23-15	10-23-15	
Bromobenzene	ND	0.0010	EPA 8260C	10-23-15	10-23-15	
1,1,2,2-Tetrachloroethane	ND	0.0010	EPA 8260C	10-23-15	10-23-15	
1,2,3-Trichloropropane	ND	0.0010	EPA 8260C	10-23-15	10-23-15	
2-Chlorotoluene	ND	0.0010	EPA 8260C	10-23-15	10-23-15	
4-Chlorotoluene	ND	0.0010	EPA 8260C	10-23-15	10-23-15	
1,3-Dichlorobenzene	ND	0.0010	EPA 8260C	10-23-15	10-23-15	
1,4-Dichlorobenzene	ND	0.0010	EPA 8260C	10-23-15	10-23-15	
1,2-Dichlorobenzene	ND	0.0010	EPA 8260C	10-23-15	10-23-15	
1,2-Dibromo-3-chloropropane	ND	0.0051	EPA 8260C	10-23-15	10-23-15	
1,2,4-Trichlorobenzene	ND	0.0010	EPA 8260C	10-23-15	10-23-15	
Hexachlorobutadiene	ND	0.0051	EPA 8260C	10-23-15	10-23-15	
1,2,3-Trichlorobenzene	ND	0.0010	EPA 8260C	10-23-15	10-23-15	
Surrogate:	*Percent Recovery*	*Control Limits*				
Dibromofluoromethane	*99*	*76-131*				
Toluene-d8	*99*	*83-126*				
4-Bromofluorobenzene	*113*	*60-146*				

This report pertains to the samples analyzed in accordance with the chain of custody,
and is intended only for the use of the individual or company to whom it is addressed.

Date of Report: October 28, 2015
Samples Submitted: October 19, 2015
Laboratory Reference: 1510-139
Project: 457-007

HALOGENATED VOLATILES EPA 8260C
page 1 of 2

Matrix: Soil
Units: mg/kg

Analyte	Result	PQL	Method	Date Prepared	Date Analyzed	Flags
Client ID:	**P4-B7-5.0-101715**					
Laboratory ID:	10-139-29					
Dichlorodifluoromethane	ND	0.0010	EPA 8260C	10-23-15	10-23-15	
Chloromethane	ND	0.0051	EPA 8260C	10-23-15	10-23-15	
Vinyl Chloride	ND	0.0010	EPA 8260C	10-23-15	10-23-15	
Bromomethane	ND	0.0010	EPA 8260C	10-23-15	10-23-15	
Chloroethane	ND	0.0051	EPA 8260C	10-23-15	10-23-15	
Trichlorofluoromethane	ND	0.0010	EPA 8260C	10-23-15	10-23-15	
1,1-Dichloroethene	ND	0.0010	EPA 8260C	10-23-15	10-23-15	
Iodomethane	ND	0.0051	EPA 8260C	10-23-15	10-23-15	
Methylene Chloride	ND	0.0051	EPA 8260C	10-23-15	10-23-15	
(trans) 1,2-Dichloroethene	ND	0.0010	EPA 8260C	10-23-15	10-23-15	
1,1-Dichloroethane	ND	0.0010	EPA 8260C	10-23-15	10-23-15	
2,2-Dichloropropane	ND	0.0010	EPA 8260C	10-23-15	10-23-15	
(cis) 1,2-Dichloroethene	0.0013	0.0010	EPA 8260C	10-23-15	10-23-15	
Bromochloromethane	ND	0.0010	EPA 8260C	10-23-15	10-23-15	
Chloroform	ND	0.0010	EPA 8260C	10-23-15	10-23-15	
1,1,1-Trichloroethane	ND	0.0010	EPA 8260C	10-23-15	10-23-15	
Carbon Tetrachloride	ND	0.0010	EPA 8260C	10-23-15	10-23-15	
1,1-Dichloropropene	ND	0.0010	EPA 8260C	10-23-15	10-23-15	
1,2-Dichloroethane	ND	0.0010	EPA 8260C	10-23-15	10-23-15	
Trichloroethene	0.057	0.0010	EPA 8260C	10-23-15	10-23-15	
1,2-Dichloropropane	ND	0.0010	EPA 8260C	10-23-15	10-23-15	
Dibromomethane	ND	0.0010	EPA 8260C	10-23-15	10-23-15	
Bromodichloromethane	ND	0.0010	EPA 8260C	10-23-15	10-23-15	
2-Chloroethyl Vinyl Ether	ND	0.0051	EPA 8260C	10-23-15	10-23-15	
(cis) 1,3-Dichloropropene	ND	0.0010	EPA 8260C	10-23-15	10-23-15	
(trans) 1,3-Dichloropropene	ND	0.0010	EPA 8260C	10-23-15	10-23-15	

This report pertains to the samples analyzed in accordance with the chain of custody,
and is intended only for the use of the individual or company to whom it is addressed.

Date of Report: October 28, 2015
Samples Submitted: October 19, 2015
Laboratory Reference: 1510-139
Project: 457-007

HALOGENATED VOLATILES EPA 8260C
page 2 of 2

Analyte	Result	PQL	Method	Date Prepared	Date Analyzed	Flags
Client ID:	**P4-B7-5.0-101715**					
Laboratory ID:	10-139-29					
1,1,2-Trichloroethane	ND	0.0010	EPA 8260C	10-23-15	10-23-15	
Tetrachloroethene	0.026	0.0010	EPA 8260C	10-23-15	10-23-15	
1,3-Dichloropropane	ND	0.0010	EPA 8260C	10-23-15	10-23-15	
Dibromochloromethane	ND	0.0010	EPA 8260C	10-23-15	10-23-15	
1,2-Dibromoethane	ND	0.0010	EPA 8260C	10-23-15	10-23-15	
Chlorobenzene	ND	0.0010	EPA 8260C	10-23-15	10-23-15	
1,1,1,2-Tetrachloroethane	ND	0.0010	EPA 8260C	10-23-15	10-23-15	
Bromoform	ND	0.0010	EPA 8260C	10-23-15	10-23-15	
Bromobenzene	ND	0.0010	EPA 8260C	10-23-15	10-23-15	
1,1,2,2-Tetrachloroethane	ND	0.0010	EPA 8260C	10-23-15	10-23-15	
1,2,3-Trichloropropane	ND	0.0010	EPA 8260C	10-23-15	10-23-15	
2-Chlorotoluene	ND	0.0010	EPA 8260C	10-23-15	10-23-15	
4-Chlorotoluene	ND	0.0010	EPA 8260C	10-23-15	10-23-15	
1,3-Dichlorobenzene	ND	0.0010	EPA 8260C	10-23-15	10-23-15	
1,4-Dichlorobenzene	ND	0.0010	EPA 8260C	10-23-15	10-23-15	
1,2-Dichlorobenzene	ND	0.0010	EPA 8260C	10-23-15	10-23-15	
1,2-Dibromo-3-chloropropane	ND	0.0051	EPA 8260C	10-23-15	10-23-15	
1,2,4-Trichlorobenzene	ND	0.0010	EPA 8260C	10-23-15	10-23-15	
Hexachlorobutadiene	ND	0.0051	EPA 8260C	10-23-15	10-23-15	
1,2,3-Trichlorobenzene	ND	0.0010	EPA 8260C	10-23-15	10-23-15	
Surrogate:	*Percent Recovery*	*Control Limits*				
Dibromofluoromethane	*99*	*76-131*				
Toluene-d8	*99*	*83-126*				
4-Bromofluorobenzene	*112*	*60-146*				

This report pertains to the samples analyzed in accordance with the chain of custody,
and is intended only for the use of the individual or company to whom it is addressed.

Date of Report: October 28, 2015
Samples Submitted: October 19, 2015
Laboratory Reference: 1510-139
Project: 457-007

HALOGENATED VOLATILES EPA 8260C
page 1 of 2

Matrix: Soil
Units: mg/kg

Analyte	Result	PQL	Method	Date Prepared	Date Analyzed	Flags
Client ID:	**P4-B7-6.9-101715**					
Laboratory ID:	10-139-30					
Dichlorodifluoromethane	ND	0.0010	EPA 8260C	10-23-15	10-23-15	
Chloromethane	ND	0.0050	EPA 8260C	10-23-15	10-23-15	
Vinyl Chloride	ND	0.0010	EPA 8260C	10-23-15	10-23-15	
Bromomethane	ND	0.0010	EPA 8260C	10-23-15	10-23-15	
Chloroethane	ND	0.0050	EPA 8260C	10-23-15	10-23-15	
Trichlorofluoromethane	ND	0.0010	EPA 8260C	10-23-15	10-23-15	
1,1-Dichloroethene	ND	0.0010	EPA 8260C	10-23-15	10-23-15	
Iodomethane	ND	0.0050	EPA 8260C	10-23-15	10-23-15	
Methylene Chloride	ND	0.0050	EPA 8260C	10-23-15	10-23-15	
(trans) 1,2-Dichloroethene	ND	0.0010	EPA 8260C	10-23-15	10-23-15	
1,1-Dichloroethane	ND	0.0010	EPA 8260C	10-23-15	10-23-15	
2,2-Dichloropropane	ND	0.0010	EPA 8260C	10-23-15	10-23-15	
(cis) 1,2-Dichloroethene	ND	0.0010	EPA 8260C	10-23-15	10-23-15	
Bromochloromethane	ND	0.0010	EPA 8260C	10-23-15	10-23-15	
Chloroform	ND	0.0010	EPA 8260C	10-23-15	10-23-15	
1,1,1-Trichloroethane	ND	0.0010	EPA 8260C	10-23-15	10-23-15	
Carbon Tetrachloride	ND	0.0010	EPA 8260C	10-23-15	10-23-15	
1,1-Dichloropropene	ND	0.0010	EPA 8260C	10-23-15	10-23-15	
1,2-Dichloroethane	ND	0.0010	EPA 8260C	10-23-15	10-23-15	
Trichloroethene	0.0017	0.0010	EPA 8260C	10-23-15	10-23-15	
1,2-Dichloropropane	ND	0.0010	EPA 8260C	10-23-15	10-23-15	
Dibromomethane	ND	0.0010	EPA 8260C	10-23-15	10-23-15	
Bromodichloromethane	ND	0.0010	EPA 8260C	10-23-15	10-23-15	
2-Chloroethyl Vinyl Ether	ND	0.0050	EPA 8260C	10-23-15	10-23-15	
(cis) 1,3-Dichloropropene	ND	0.0010	EPA 8260C	10-23-15	10-23-15	
(trans) 1,3-Dichloropropene	ND	0.0010	EPA 8260C	10-23-15	10-23-15	

This report pertains to the samples analyzed in accordance with the chain of custody,
and is intended only for the use of the individual or company to whom it is addressed.

Date of Report: October 28, 2015
Samples Submitted: October 19, 2015
Laboratory Reference: 1510-139
Project: 457-007

HALOGENATED VOLATILES EPA 8260C
page 2 of 2

Analyte	Result	PQL	Method	Date Prepared	Date Analyzed	Flags
Client ID:	**P4-B7-6.9-101715**					
Laboratory ID:	10-139-30					
1,1,2-Trichloroethane	ND	0.0010	EPA 8260C	10-23-15	10-23-15	
Tetrachloroethene	ND	0.0010	EPA 8260C	10-23-15	10-23-15	
1,3-Dichloropropane	ND	0.0010	EPA 8260C	10-23-15	10-23-15	
Dibromochloromethane	ND	0.0010	EPA 8260C	10-23-15	10-23-15	
1,2-Dibromoethane	ND	0.0010	EPA 8260C	10-23-15	10-23-15	
Chlorobenzene	ND	0.0010	EPA 8260C	10-23-15	10-23-15	
1,1,1,2-Tetrachloroethane	ND	0.0010	EPA 8260C	10-23-15	10-23-15	
Bromoform	ND	0.0010	EPA 8260C	10-23-15	10-23-15	
Bromobenzene	ND	0.0010	EPA 8260C	10-23-15	10-23-15	
1,1,2,2-Tetrachloroethane	ND	0.0010	EPA 8260C	10-23-15	10-23-15	
1,2,3-Trichloropropane	ND	0.0010	EPA 8260C	10-23-15	10-23-15	
2-Chlorotoluene	ND	0.0010	EPA 8260C	10-23-15	10-23-15	
4-Chlorotoluene	ND	0.0010	EPA 8260C	10-23-15	10-23-15	
1,3-Dichlorobenzene	ND	0.0010	EPA 8260C	10-23-15	10-23-15	
1,4-Dichlorobenzene	ND	0.0010	EPA 8260C	10-23-15	10-23-15	
1,2-Dichlorobenzene	ND	0.0010	EPA 8260C	10-23-15	10-23-15	
1,2-Dibromo-3-chloropropane	ND	0.0050	EPA 8260C	10-23-15	10-23-15	
1,2,4-Trichlorobenzene	ND	0.0010	EPA 8260C	10-23-15	10-23-15	
Hexachlorobutadiene	ND	0.0050	EPA 8260C	10-23-15	10-23-15	
1,2,3-Trichlorobenzene	ND	0.0010	EPA 8260C	10-23-15	10-23-15	
Surrogate:	*Percent Recovery*	*Control Limits*				
Dibromofluoromethane	*89*	*76-131*				
Toluene-d8	*90*	*83-126*				
4-Bromofluorobenzene	*112*	*60-146*				

This report pertains to the samples analyzed in accordance with the chain of custody,
and is intended only for the use of the individual or company to whom it is addressed.

Date of Report: October 28, 2015
Samples Submitted: October 19, 2015
Laboratory Reference: 1510-139
Project: 457-007

HALOGENATED VOLATILES EPA 8260C
page 1 of 2

Matrix: Soil
Units: mg/kg

Analyte	Result	PQL	Method	Date Prepared	Date Analyzed	Flags
Client ID:	**P4-B7-8.0-101715**					
Laboratory ID:	10-139-31					
Dichlorodifluoromethane	ND	0.0012	EPA 8260C	10-23-15	10-23-15	
Chloromethane	ND	0.0062	EPA 8260C	10-23-15	10-23-15	
Vinyl Chloride	ND	0.0012	EPA 8260C	10-23-15	10-23-15	
Bromomethane	ND	0.0012	EPA 8260C	10-23-15	10-23-15	
Chloroethane	ND	0.0062	EPA 8260C	10-23-15	10-23-15	
Trichlorofluoromethane	ND	0.0012	EPA 8260C	10-23-15	10-23-15	
1,1-Dichloroethene	ND	0.0012	EPA 8260C	10-23-15	10-23-15	
Iodomethane	ND	0.0062	EPA 8260C	10-23-15	10-23-15	
Methylene Chloride	ND	0.0062	EPA 8260C	10-23-15	10-23-15	
(trans) 1,2-Dichloroethene	ND	0.0012	EPA 8260C	10-23-15	10-23-15	
1,1-Dichloroethane	ND	0.0012	EPA 8260C	10-23-15	10-23-15	
2,2-Dichloropropane	ND	0.0012	EPA 8260C	10-23-15	10-23-15	
(cis) 1,2-Dichloroethene	ND	0.0012	EPA 8260C	10-23-15	10-23-15	
Bromochloromethane	ND	0.0012	EPA 8260C	10-23-15	10-23-15	
Chloroform	ND	0.0012	EPA 8260C	10-23-15	10-23-15	
1,1,1-Trichloroethane	ND	0.0012	EPA 8260C	10-23-15	10-23-15	
Carbon Tetrachloride	ND	0.0012	EPA 8260C	10-23-15	10-23-15	
1,1-Dichloropropene	ND	0.0012	EPA 8260C	10-23-15	10-23-15	
1,2-Dichloroethane	ND	0.0012	EPA 8260C	10-23-15	10-23-15	
Trichloroethene	0.0094	0.0012	EPA 8260C	10-23-15	10-23-15	
1,2-Dichloropropane	ND	0.0012	EPA 8260C	10-23-15	10-23-15	
Dibromomethane	ND	0.0012	EPA 8260C	10-23-15	10-23-15	
Bromodichloromethane	ND	0.0012	EPA 8260C	10-23-15	10-23-15	
2-Chloroethyl Vinyl Ether	ND	0.0062	EPA 8260C	10-23-15	10-23-15	
(cis) 1,3-Dichloropropene	ND	0.0012	EPA 8260C	10-23-15	10-23-15	
(trans) 1,3-Dichloropropene	ND	0.0012	EPA 8260C	10-23-15	10-23-15	

This report pertains to the samples analyzed in accordance with the chain of custody,
and is intended only for the use of the individual or company to whom it is addressed.

Date of Report: October 28, 2015
Samples Submitted: October 19, 2015
Laboratory Reference: 1510-139
Project: 457-007

HALOGENATED VOLATILES EPA 8260C
page 2 of 2

Analyte	Result	PQL	Method	Date Prepared	Date Analyzed	Flags
Client ID:	**P4-B7-8.0-101715**					
Laboratory ID:	10-139-31					
1,1,2-Trichloroethane	ND	0.0012	EPA 8260C	10-23-15	10-23-15	
Tetrachloroethene	0.0059	0.0012	EPA 8260C	10-23-15	10-23-15	
1,3-Dichloropropane	ND	0.0012	EPA 8260C	10-23-15	10-23-15	
Dibromochloromethane	ND	0.0012	EPA 8260C	10-23-15	10-23-15	
1,2-Dibromoethane	ND	0.0012	EPA 8260C	10-23-15	10-23-15	
Chlorobenzene	ND	0.0012	EPA 8260C	10-23-15	10-23-15	
1,1,1,2-Tetrachloroethane	ND	0.0012	EPA 8260C	10-23-15	10-23-15	
Bromoform	ND	0.0012	EPA 8260C	10-23-15	10-23-15	
Bromobenzene	ND	0.0012	EPA 8260C	10-23-15	10-23-15	
1,1,2,2-Tetrachloroethane	ND	0.0012	EPA 8260C	10-23-15	10-23-15	
1,2,3-Trichloropropane	ND	0.0012	EPA 8260C	10-23-15	10-23-15	
2-Chlorotoluene	ND	0.0012	EPA 8260C	10-23-15	10-23-15	
4-Chlorotoluene	ND	0.0012	EPA 8260C	10-23-15	10-23-15	
1,3-Dichlorobenzene	ND	0.0012	EPA 8260C	10-23-15	10-23-15	
1,4-Dichlorobenzene	ND	0.0012	EPA 8260C	10-23-15	10-23-15	
1,2-Dichlorobenzene	ND	0.0012	EPA 8260C	10-23-15	10-23-15	
1,2-Dibromo-3-chloropropane	ND	0.0062	EPA 8260C	10-23-15	10-23-15	
1,2,4-Trichlorobenzene	ND	0.0012	EPA 8260C	10-23-15	10-23-15	
Hexachlorobutadiene	ND	0.0062	EPA 8260C	10-23-15	10-23-15	
1,2,3-Trichlorobenzene	ND	0.0012	EPA 8260C	10-23-15	10-23-15	
Surrogate:	*Percent Recovery*	*Control Limits*				
Dibromofluoromethane	*96*	*76-131*				
Toluene-d8	*96*	*83-126*				
4-Bromofluorobenzene	*112*	*60-146*				

This report pertains to the samples analyzed in accordance with the chain of custody,
and is intended only for the use of the individual or company to whom it is addressed.

Date of Report: October 28, 2015
Samples Submitted: October 19, 2015
Laboratory Reference: 1510-139
Project: 457-007

HALOGENATED VOLATILES EPA 8260C
page 1 of 2

Matrix: Soil
Units: mg/kg

Analyte	Result	PQL	Method	Date Prepared	Date Analyzed	Flags
Client ID:	**P4-B8-1.0-101715**					
Laboratory ID:	10-139-32					
Dichlorodifluoromethane	ND	0.00094	EPA 8260C	10-23-15	10-23-15	
Chloromethane	ND	0.0047	EPA 8260C	10-23-15	10-23-15	
Vinyl Chloride	ND	0.00094	EPA 8260C	10-23-15	10-23-15	
Bromomethane	ND	0.00094	EPA 8260C	10-23-15	10-23-15	
Chloroethane	ND	0.0047	EPA 8260C	10-23-15	10-23-15	
Trichlorofluoromethane	ND	0.00094	EPA 8260C	10-23-15	10-23-15	
1,1-Dichloroethene	ND	0.00094	EPA 8260C	10-23-15	10-23-15	
Iodomethane	ND	0.0047	EPA 8260C	10-23-15	10-23-15	
Methylene Chloride	ND	0.0047	EPA 8260C	10-23-15	10-23-15	
(trans) 1,2-Dichloroethene	0.0015	0.00094	EPA 8260C	10-23-15	10-23-15	
1,1-Dichloroethane	ND	0.00094	EPA 8260C	10-23-15	10-23-15	
2,2-Dichloropropane	ND	0.00094	EPA 8260C	10-23-15	10-23-15	
(cis) 1,2-Dichloroethene	0.0081	0.00094	EPA 8260C	10-23-15	10-23-15	
Bromochloromethane	ND	0.00094	EPA 8260C	10-23-15	10-23-15	
Chloroform	ND	0.00094	EPA 8260C	10-23-15	10-23-15	
1,1,1-Trichloroethane	ND	0.00094	EPA 8260C	10-23-15	10-23-15	
Carbon Tetrachloride	ND	0.00094	EPA 8260C	10-23-15	10-23-15	
1,1-Dichloropropene	ND	0.00094	EPA 8260C	10-23-15	10-23-15	
1,2-Dichloroethane	ND	0.00094	EPA 8260C	10-23-15	10-23-15	
Trichloroethene	0.36	0.057	EPA 8260C	10-26-15	10-26-15	
1,2-Dichloropropane	ND	0.00094	EPA 8260C	10-23-15	10-23-15	
Dibromomethane	ND	0.00094	EPA 8260C	10-23-15	10-23-15	
Bromodichloromethane	ND	0.00094	EPA 8260C	10-23-15	10-23-15	
2-Chloroethyl Vinyl Ether	ND	0.0047	EPA 8260C	10-23-15	10-23-15	
(cis) 1,3-Dichloropropene	ND	0.00094	EPA 8260C	10-23-15	10-23-15	
(trans) 1,3-Dichloropropene	ND	0.00094	EPA 8260C	10-23-15	10-23-15	

This report pertains to the samples analyzed in accordance with the chain of custody,
and is intended only for the use of the individual or company to whom it is addressed.

Date of Report: October 28, 2015
Samples Submitted: October 19, 2015
Laboratory Reference: 1510-139
Project: 457-007

HALOGENATED VOLATILES EPA 8260C
page 2 of 2

Analyte	Result	PQL	Method	Date Prepared	Date Analyzed	Flags
Client ID:	**P4-B8-1.0-101715**					
Laboratory ID:	10-139-32					
1,1,2-Trichloroethane	ND	0.00094	EPA 8260C	10-23-15	10-23-15	
Tetrachloroethene	0.33	0.057	EPA 8260C	10-26-15	10-26-15	
1,3-Dichloropropane	ND	0.00094	EPA 8260C	10-23-15	10-23-15	
Dibromochloromethane	ND	0.00094	EPA 8260C	10-23-15	10-23-15	
1,2-Dibromoethane	ND	0.00094	EPA 8260C	10-23-15	10-23-15	
Chlorobenzene	ND	0.00094	EPA 8260C	10-23-15	10-23-15	
1,1,1,2-Tetrachloroethane	ND	0.00094	EPA 8260C	10-23-15	10-23-15	
Bromoform	ND	0.00094	EPA 8260C	10-23-15	10-23-15	
Bromobenzene	ND	0.00094	EPA 8260C	10-23-15	10-23-15	
1,1,2,2-Tetrachloroethane	ND	0.00094	EPA 8260C	10-23-15	10-23-15	
1,2,3-Trichloropropane	ND	0.00094	EPA 8260C	10-23-15	10-23-15	
2-Chlorotoluene	ND	0.00094	EPA 8260C	10-23-15	10-23-15	
4-Chlorotoluene	ND	0.00094	EPA 8260C	10-23-15	10-23-15	
1,3-Dichlorobenzene	ND	0.00094	EPA 8260C	10-23-15	10-23-15	
1,4-Dichlorobenzene	ND	0.00094	EPA 8260C	10-23-15	10-23-15	
1,2-Dichlorobenzene	ND	0.00094	EPA 8260C	10-23-15	10-23-15	
1,2-Dibromo-3-chloropropane	ND	0.0047	EPA 8260C	10-23-15	10-23-15	
1,2,4-Trichlorobenzene	ND	0.00094	EPA 8260C	10-23-15	10-23-15	
Hexachlorobutadiene	ND	0.0047	EPA 8260C	10-23-15	10-23-15	
1,2,3-Trichlorobenzene	ND	0.00094	EPA 8260C	10-23-15	10-23-15	
Surrogate:	*Percent Recovery*	*Control Limits*				
Dibromofluoromethane	*97*	*76-131*				
Toluene-d8	*97*	*83-126*				
4-Bromofluorobenzene	*101*	*60-146*				

This report pertains to the samples analyzed in accordance with the chain of custody,
and is intended only for the use of the individual or company to whom it is addressed.

Date of Report: October 28, 2015
Samples Submitted: October 19, 2015
Laboratory Reference: 1510-139
Project: 457-007

HALOGENATED VOLATILES EPA 8260C
page 1 of 2

Matrix: Soil
Units: mg/kg

Analyte	Result	PQL	Method	Date Prepared	Date Analyzed	Flags
Client ID:	**P4-B8-3.0-101715**					
Laboratory ID:	10-139-33					
Dichlorodifluoromethane	ND	0.0011	EPA 8260C	10-23-15	10-23-15	
Chloromethane	ND	0.0053	EPA 8260C	10-23-15	10-23-15	
Vinyl Chloride	ND	0.0011	EPA 8260C	10-23-15	10-23-15	
Bromomethane	ND	0.0011	EPA 8260C	10-23-15	10-23-15	
Chloroethane	ND	0.0053	EPA 8260C	10-23-15	10-23-15	
Trichlorofluoromethane	ND	0.0011	EPA 8260C	10-23-15	10-23-15	
1,1-Dichloroethene	ND	0.0011	EPA 8260C	10-23-15	10-23-15	
Iodomethane	ND	0.0053	EPA 8260C	10-23-15	10-23-15	
Methylene Chloride	ND	0.0053	EPA 8260C	10-23-15	10-23-15	
(trans) 1,2-Dichloroethene	ND	0.0011	EPA 8260C	10-23-15	10-23-15	
1,1-Dichloroethane	ND	0.0011	EPA 8260C	10-23-15	10-23-15	
2,2-Dichloropropane	ND	0.0011	EPA 8260C	10-23-15	10-23-15	
(cis) 1,2-Dichloroethene	0.0053	0.0011	EPA 8260C	10-23-15	10-23-15	
Bromochloromethane	ND	0.0011	EPA 8260C	10-23-15	10-23-15	
Chloroform	ND	0.0011	EPA 8260C	10-23-15	10-23-15	
1,1,1-Trichloroethane	ND	0.0011	EPA 8260C	10-23-15	10-23-15	
Carbon Tetrachloride	ND	0.0011	EPA 8260C	10-23-15	10-23-15	
1,1-Dichloropropene	ND	0.0011	EPA 8260C	10-23-15	10-23-15	
1,2-Dichloroethane	ND	0.0011	EPA 8260C	10-23-15	10-23-15	
Trichloroethene	0.076	0.0011	EPA 8260C	10-23-15	10-23-15	
1,2-Dichloropropane	ND	0.0011	EPA 8260C	10-23-15	10-23-15	
Dibromomethane	ND	0.0011	EPA 8260C	10-23-15	10-23-15	
Bromodichloromethane	ND	0.0011	EPA 8260C	10-23-15	10-23-15	
2-Chloroethyl Vinyl Ether	ND	0.0053	EPA 8260C	10-23-15	10-23-15	
(cis) 1,3-Dichloropropene	ND	0.0011	EPA 8260C	10-23-15	10-23-15	
(trans) 1,3-Dichloropropene	ND	0.0011	EPA 8260C	10-23-15	10-23-15	

This report pertains to the samples analyzed in accordance with the chain of custody,
and is intended only for the use of the individual or company to whom it is addressed.

Date of Report: October 28, 2015
Samples Submitted: October 19, 2015
Laboratory Reference: 1510-139
Project: 457-007

HALOGENATED VOLATILES EPA 8260C
page 2 of 2

Analyte	Result	PQL	Method	Date Prepared	Date Analyzed	Flags
Client ID:	**P4-B8-3.0-101715**					
Laboratory ID:	10-139-33					
1,1,2-Trichloroethane	ND	0.0011	EPA 8260C	10-23-15	10-23-15	
Tetrachloroethene	0.035	0.0011	EPA 8260C	10-23-15	10-23-15	
1,3-Dichloropropane	ND	0.0011	EPA 8260C	10-23-15	10-23-15	
Dibromochloromethane	ND	0.0011	EPA 8260C	10-23-15	10-23-15	
1,2-Dibromoethane	ND	0.0011	EPA 8260C	10-23-15	10-23-15	
Chlorobenzene	ND	0.0011	EPA 8260C	10-23-15	10-23-15	
1,1,1,2-Tetrachloroethane	ND	0.0011	EPA 8260C	10-23-15	10-23-15	
Bromoform	ND	0.0011	EPA 8260C	10-23-15	10-23-15	
Bromobenzene	ND	0.0011	EPA 8260C	10-23-15	10-23-15	
1,1,2,2-Tetrachloroethane	ND	0.0011	EPA 8260C	10-23-15	10-23-15	
1,2,3-Trichloropropane	ND	0.0011	EPA 8260C	10-23-15	10-23-15	
2-Chlorotoluene	ND	0.0011	EPA 8260C	10-23-15	10-23-15	
4-Chlorotoluene	ND	0.0011	EPA 8260C	10-23-15	10-23-15	
1,3-Dichlorobenzene	ND	0.0011	EPA 8260C	10-23-15	10-23-15	
1,4-Dichlorobenzene	ND	0.0011	EPA 8260C	10-23-15	10-23-15	
1,2-Dichlorobenzene	ND	0.0011	EPA 8260C	10-23-15	10-23-15	
1,2-Dibromo-3-chloropropane	ND	0.0053	EPA 8260C	10-23-15	10-23-15	
1,2,4-Trichlorobenzene	ND	0.0011	EPA 8260C	10-23-15	10-23-15	
Hexachlorobutadiene	ND	0.0053	EPA 8260C	10-23-15	10-23-15	
1,2,3-Trichlorobenzene	ND	0.0011	EPA 8260C	10-23-15	10-23-15	
Surrogate:	*Percent Recovery*	*Control Limits*				
Dibromofluoromethane	*98*	*76-131*				
Toluene-d8	*103*	*83-126*				
4-Bromofluorobenzene	*115*	*60-146*				

This report pertains to the samples analyzed in accordance with the chain of custody,
and is intended only for the use of the individual or company to whom it is addressed.

Date of Report: October 28, 2015
Samples Submitted: October 19, 2015
Laboratory Reference: 1510-139
Project: 457-007

HALOGENATED VOLATILES EPA 8260C
page 1 of 2

Matrix: Soil
Units: mg/kg

Analyte	Result	PQL	Method	Date Prepared	Date Analyzed	Flags
Client ID:	**P4-B8-5.0-101715**					
Laboratory ID:	10-139-34					
Dichlorodifluoromethane	ND	0.00098	EPA 8260C	10-23-15	10-23-15	
Chloromethane	ND	0.0049	EPA 8260C	10-23-15	10-23-15	
Vinyl Chloride	ND	0.00098	EPA 8260C	10-23-15	10-23-15	
Bromomethane	ND	0.00098	EPA 8260C	10-23-15	10-23-15	
Chloroethane	ND	0.0049	EPA 8260C	10-23-15	10-23-15	
Trichlorofluoromethane	ND	0.00098	EPA 8260C	10-23-15	10-23-15	
1,1-Dichloroethene	ND	0.00098	EPA 8260C	10-23-15	10-23-15	
Iodomethane	ND	0.0049	EPA 8260C	10-23-15	10-23-15	
Methylene Chloride	ND	0.0049	EPA 8260C	10-23-15	10-23-15	
(trans) 1,2-Dichloroethene	ND	0.00098	EPA 8260C	10-23-15	10-23-15	
1,1-Dichloroethane	ND	0.00098	EPA 8260C	10-23-15	10-23-15	
2,2-Dichloropropane	ND	0.00098	EPA 8260C	10-23-15	10-23-15	
(cis) 1,2-Dichloroethene	0.0088	0.00098	EPA 8260C	10-23-15	10-23-15	
Bromochloromethane	ND	0.00098	EPA 8260C	10-23-15	10-23-15	
Chloroform	ND	0.00098	EPA 8260C	10-23-15	10-23-15	
1,1,1-Trichloroethane	ND	0.00098	EPA 8260C	10-23-15	10-23-15	
Carbon Tetrachloride	ND	0.00098	EPA 8260C	10-23-15	10-23-15	
1,1-Dichloropropene	ND	0.00098	EPA 8260C	10-23-15	10-23-15	
1,2-Dichloroethane	ND	0.00098	EPA 8260C	10-23-15	10-23-15	
Trichloroethene	0.12	0.00098	EPA 8260C	10-23-15	10-23-15	
1,2-Dichloropropane	ND	0.00098	EPA 8260C	10-23-15	10-23-15	
Dibromomethane	ND	0.00098	EPA 8260C	10-23-15	10-23-15	
Bromodichloromethane	ND	0.00098	EPA 8260C	10-23-15	10-23-15	
2-Chloroethyl Vinyl Ether	ND	0.0049	EPA 8260C	10-23-15	10-23-15	
(cis) 1,3-Dichloropropene	ND	0.00098	EPA 8260C	10-23-15	10-23-15	
(trans) 1,3-Dichloropropene	ND	0.00098	EPA 8260C	10-23-15	10-23-15	

This report pertains to the samples analyzed in accordance with the chain of custody,
and is intended only for the use of the individual or company to whom it is addressed.

Date of Report: October 28, 2015
Samples Submitted: October 19, 2015
Laboratory Reference: 1510-139
Project: 457-007

HALOGENATED VOLATILES EPA 8260C
page 2 of 2

Analyte	Result	PQL	Method	Date Prepared	Date Analyzed	Flags
Client ID:	**P4-B8-5.0-101715**					
Laboratory ID:	10-139-34					
1,1,2-Trichloroethane	ND	0.00098	EPA 8260C	10-23-15	10-23-15	
Tetrachloroethene	0.050	0.00098	EPA 8260C	10-23-15	10-23-15	
1,3-Dichloropropane	ND	0.00098	EPA 8260C	10-23-15	10-23-15	
Dibromochloromethane	ND	0.00098	EPA 8260C	10-23-15	10-23-15	
1,2-Dibromoethane	ND	0.00098	EPA 8260C	10-23-15	10-23-15	
Chlorobenzene	ND	0.00098	EPA 8260C	10-23-15	10-23-15	
1,1,1,2-Tetrachloroethane	ND	0.00098	EPA 8260C	10-23-15	10-23-15	
Bromoform	ND	0.00098	EPA 8260C	10-23-15	10-23-15	
Bromobenzene	ND	0.00098	EPA 8260C	10-23-15	10-23-15	
1,1,2,2-Tetrachloroethane	ND	0.00098	EPA 8260C	10-23-15	10-23-15	
1,2,3-Trichloropropane	ND	0.00098	EPA 8260C	10-23-15	10-23-15	
2-Chlorotoluene	ND	0.00098	EPA 8260C	10-23-15	10-23-15	
4-Chlorotoluene	ND	0.00098	EPA 8260C	10-23-15	10-23-15	
1,3-Dichlorobenzene	ND	0.00098	EPA 8260C	10-23-15	10-23-15	
1,4-Dichlorobenzene	ND	0.00098	EPA 8260C	10-23-15	10-23-15	
1,2-Dichlorobenzene	ND	0.00098	EPA 8260C	10-23-15	10-23-15	
1,2-Dibromo-3-chloropropane	ND	0.0049	EPA 8260C	10-23-15	10-23-15	
1,2,4-Trichlorobenzene	ND	0.00098	EPA 8260C	10-23-15	10-23-15	
Hexachlorobutadiene	ND	0.0049	EPA 8260C	10-23-15	10-23-15	
1,2,3-Trichlorobenzene	ND	0.00098	EPA 8260C	10-23-15	10-23-15	
Surrogate:	*Percent Recovery*	*Control Limits*				
Dibromofluoromethane	*96*	*76-131*				
Toluene-d8	*100*	*83-126*				
4-Bromofluorobenzene	*109*	*60-146*				

This report pertains to the samples analyzed in accordance with the chain of custody,
and is intended only for the use of the individual or company to whom it is addressed.

Date of Report: October 28, 2015
Samples Submitted: October 19, 2015
Laboratory Reference: 1510-139
Project: 457-007

HALOGENATED VOLATILES EPA 8260C
page 1 of 2

Matrix: Soil
Units: mg/kg

Analyte	Result	PQL	Method	Date Prepared	Date Analyzed	Flags
Client ID:	**P4-B8-8.0-101715**					
Laboratory ID:	10-139-35					
Dichlorodifluoromethane	ND	0.0015	EPA 8260C	10-23-15	10-23-15	
Chloromethane	ND	0.0074	EPA 8260C	10-23-15	10-23-15	
Vinyl Chloride	ND	0.0015	EPA 8260C	10-23-15	10-23-15	
Bromomethane	ND	0.0015	EPA 8260C	10-23-15	10-23-15	
Chloroethane	ND	0.0074	EPA 8260C	10-23-15	10-23-15	
Trichlorofluoromethane	ND	0.0015	EPA 8260C	10-23-15	10-23-15	
1,1-Dichloroethene	ND	0.0015	EPA 8260C	10-23-15	10-23-15	
Iodomethane	ND	0.0074	EPA 8260C	10-23-15	10-23-15	
Methylene Chloride	ND	0.0074	EPA 8260C	10-23-15	10-23-15	
(trans) 1,2-Dichloroethene	ND	0.0015	EPA 8260C	10-23-15	10-23-15	
1,1-Dichloroethane	ND	0.0015	EPA 8260C	10-23-15	10-23-15	
2,2-Dichloropropane	ND	0.0015	EPA 8260C	10-23-15	10-23-15	
(cis) 1,2-Dichloroethene	ND	0.0015	EPA 8260C	10-23-15	10-23-15	
Bromochloromethane	ND	0.0015	EPA 8260C	10-23-15	10-23-15	
Chloroform	ND	0.0015	EPA 8260C	10-23-15	10-23-15	
1,1,1-Trichloroethane	ND	0.0015	EPA 8260C	10-23-15	10-23-15	
Carbon Tetrachloride	ND	0.0015	EPA 8260C	10-23-15	10-23-15	
1,1-Dichloropropene	ND	0.0015	EPA 8260C	10-23-15	10-23-15	
1,2-Dichloroethane	ND	0.0015	EPA 8260C	10-23-15	10-23-15	
Trichloroethene	0.022	0.0015	EPA 8260C	10-23-15	10-23-15	
1,2-Dichloropropane	ND	0.0015	EPA 8260C	10-23-15	10-23-15	
Dibromomethane	ND	0.0015	EPA 8260C	10-23-15	10-23-15	
Bromodichloromethane	ND	0.0015	EPA 8260C	10-23-15	10-23-15	
2-Chloroethyl Vinyl Ether	ND	0.0074	EPA 8260C	10-23-15	10-23-15	
(cis) 1,3-Dichloropropene	ND	0.0015	EPA 8260C	10-23-15	10-23-15	
(trans) 1,3-Dichloropropene	ND	0.0015	EPA 8260C	10-23-15	10-23-15	

This report pertains to the samples analyzed in accordance with the chain of custody,
and is intended only for the use of the individual or company to whom it is addressed.

Date of Report: October 28, 2015
Samples Submitted: October 19, 2015
Laboratory Reference: 1510-139
Project: 457-007

HALOGENATED VOLATILES EPA 8260C
page 2 of 2

Analyte	Result	PQL	Method	Date Prepared	Date Analyzed	Flags
Client ID:	**P4-B8-8.0-101715**					
Laboratory ID:	10-139-35					
1,1,2-Trichloroethane	ND	0.0015	EPA 8260C	10-23-15	10-23-15	
Tetrachloroethene	0.025	0.0015	EPA 8260C	10-23-15	10-23-15	
1,3-Dichloropropane	ND	0.0015	EPA 8260C	10-23-15	10-23-15	
Dibromochloromethane	ND	0.0015	EPA 8260C	10-23-15	10-23-15	
1,2-Dibromoethane	ND	0.0015	EPA 8260C	10-23-15	10-23-15	
Chlorobenzene	ND	0.0015	EPA 8260C	10-23-15	10-23-15	
1,1,1,2-Tetrachloroethane	ND	0.0015	EPA 8260C	10-23-15	10-23-15	
Bromoform	ND	0.0015	EPA 8260C	10-23-15	10-23-15	
Bromobenzene	ND	0.0015	EPA 8260C	10-23-15	10-23-15	
1,1,2,2-Tetrachloroethane	ND	0.0015	EPA 8260C	10-23-15	10-23-15	
1,2,3-Trichloropropane	ND	0.0015	EPA 8260C	10-23-15	10-23-15	
2-Chlorotoluene	ND	0.0015	EPA 8260C	10-23-15	10-23-15	
4-Chlorotoluene	ND	0.0015	EPA 8260C	10-23-15	10-23-15	
1,3-Dichlorobenzene	ND	0.0015	EPA 8260C	10-23-15	10-23-15	
1,4-Dichlorobenzene	ND	0.0015	EPA 8260C	10-23-15	10-23-15	
1,2-Dichlorobenzene	ND	0.0015	EPA 8260C	10-23-15	10-23-15	
1,2-Dibromo-3-chloropropane	ND	0.0074	EPA 8260C	10-23-15	10-23-15	
1,2,4-Trichlorobenzene	ND	0.0015	EPA 8260C	10-23-15	10-23-15	
Hexachlorobutadiene	ND	0.0074	EPA 8260C	10-23-15	10-23-15	
1,2,3-Trichlorobenzene	ND	0.0015	EPA 8260C	10-23-15	10-23-15	
Surrogate:	*Percent Recovery*	*Control Limits*				
Dibromofluoromethane	*95*	*76-131*				
Toluene-d8	*97*	*83-126*				
4-Bromofluorobenzene	*114*	*60-146*				

This report pertains to the samples analyzed in accordance with the chain of custody,
and is intended only for the use of the individual or company to whom it is addressed.

Date of Report: October 28, 2015
Samples Submitted: October 19, 2015
Laboratory Reference: 1510-139
Project: 457-007

HALOGENATED VOLATILES EPA 8260C
page 1 of 2

Matrix: Soil
Units: mg/kg

Analyte	Result	PQL	Method	Date Prepared	Date Analyzed	Flags
Client ID:	**P4-B9-1.0-101715**					
Laboratory ID:	10-139-36					
Dichlorodifluoromethane	ND	0.0010	EPA 8260C	10-23-15	10-23-15	
Chloromethane	ND	0.0051	EPA 8260C	10-23-15	10-23-15	
Vinyl Chloride	ND	0.0010	EPA 8260C	10-23-15	10-23-15	
Bromomethane	ND	0.0010	EPA 8260C	10-23-15	10-23-15	
Chloroethane	ND	0.0051	EPA 8260C	10-23-15	10-23-15	
Trichlorofluoromethane	ND	0.0010	EPA 8260C	10-23-15	10-23-15	
1,1-Dichloroethene	ND	0.0010	EPA 8260C	10-23-15	10-23-15	
Iodomethane	ND	0.0051	EPA 8260C	10-23-15	10-23-15	
Methylene Chloride	ND	0.0051	EPA 8260C	10-23-15	10-23-15	
(trans) 1,2-Dichloroethene	ND	0.0010	EPA 8260C	10-23-15	10-23-15	
1,1-Dichloroethane	ND	0.0010	EPA 8260C	10-23-15	10-23-15	
2,2-Dichloropropane	ND	0.0010	EPA 8260C	10-23-15	10-23-15	
(cis) 1,2-Dichloroethene	ND	0.0010	EPA 8260C	10-23-15	10-23-15	
Bromochloromethane	ND	0.0010	EPA 8260C	10-23-15	10-23-15	
Chloroform	ND	0.0010	EPA 8260C	10-23-15	10-23-15	
1,1,1-Trichloroethane	ND	0.0010	EPA 8260C	10-23-15	10-23-15	
Carbon Tetrachloride	ND	0.0010	EPA 8260C	10-23-15	10-23-15	
1,1-Dichloropropene	ND	0.0010	EPA 8260C	10-23-15	10-23-15	
1,2-Dichloroethane	ND	0.0010	EPA 8260C	10-23-15	10-23-15	
Trichloroethene	0.020	0.0010	EPA 8260C	10-23-15	10-23-15	
1,2-Dichloropropane	ND	0.0010	EPA 8260C	10-23-15	10-23-15	
Dibromomethane	ND	0.0010	EPA 8260C	10-23-15	10-23-15	
Bromodichloromethane	ND	0.0010	EPA 8260C	10-23-15	10-23-15	
2-Chloroethyl Vinyl Ether	ND	0.0051	EPA 8260C	10-23-15	10-23-15	
(cis) 1,3-Dichloropropene	ND	0.0010	EPA 8260C	10-23-15	10-23-15	
(trans) 1,3-Dichloropropene	ND	0.0010	EPA 8260C	10-23-15	10-23-15	

This report pertains to the samples analyzed in accordance with the chain of custody,
and is intended only for the use of the individual or company to whom it is addressed.

Date of Report: October 28, 2015
Samples Submitted: October 19, 2015
Laboratory Reference: 1510-139
Project: 457-007

HALOGENATED VOLATILES EPA 8260C
page 2 of 2

Analyte	Result	PQL	Method	Date Prepared	Date Analyzed	Flags
Client ID:	**P4-B9-1.0-101715**					
Laboratory ID:	10-139-36					
1,1,2-Trichloroethane	ND	0.0010	EPA 8260C	10-23-15	10-23-15	
Tetrachloroethene	0.021	0.0010	EPA 8260C	10-23-15	10-23-15	
1,3-Dichloropropane	ND	0.0010	EPA 8260C	10-23-15	10-23-15	
Dibromochloromethane	ND	0.0010	EPA 8260C	10-23-15	10-23-15	
1,2-Dibromoethane	ND	0.0010	EPA 8260C	10-23-15	10-23-15	
Chlorobenzene	ND	0.0010	EPA 8260C	10-23-15	10-23-15	
1,1,1,2-Tetrachloroethane	ND	0.0010	EPA 8260C	10-23-15	10-23-15	
Bromoform	ND	0.0010	EPA 8260C	10-23-15	10-23-15	
Bromobenzene	ND	0.0010	EPA 8260C	10-23-15	10-23-15	
1,1,2,2-Tetrachloroethane	ND	0.0010	EPA 8260C	10-23-15	10-23-15	
1,2,3-Trichloropropane	ND	0.0010	EPA 8260C	10-23-15	10-23-15	
2-Chlorotoluene	ND	0.0010	EPA 8260C	10-23-15	10-23-15	
4-Chlorotoluene	ND	0.0010	EPA 8260C	10-23-15	10-23-15	
1,3-Dichlorobenzene	ND	0.0010	EPA 8260C	10-23-15	10-23-15	
1,4-Dichlorobenzene	ND	0.0010	EPA 8260C	10-23-15	10-23-15	
1,2-Dichlorobenzene	ND	0.0010	EPA 8260C	10-23-15	10-23-15	
1,2-Dibromo-3-chloropropane	ND	0.0051	EPA 8260C	10-23-15	10-23-15	
1,2,4-Trichlorobenzene	ND	0.0010	EPA 8260C	10-23-15	10-23-15	
Hexachlorobutadiene	ND	0.0051	EPA 8260C	10-23-15	10-23-15	
1,2,3-Trichlorobenzene	ND	0.0010	EPA 8260C	10-23-15	10-23-15	
Surrogate:	*Percent Recovery*	*Control Limits*				
Dibromofluoromethane	*97*	*76-131*				
Toluene-d8	*97*	*83-126*				
4-Bromofluorobenzene	*104*	*60-146*				

This report pertains to the samples analyzed in accordance with the chain of custody,
and is intended only for the use of the individual or company to whom it is addressed.

Date of Report: October 28, 2015
Samples Submitted: October 19, 2015
Laboratory Reference: 1510-139
Project: 457-007

HALOGENATED VOLATILES EPA 8260C
page 1 of 2

Matrix: Soil
Units: mg/kg

Analyte	Result	PQL	Method	Date Prepared	Date Analyzed	Flags
Client ID:	**P4-B9-2.0-101715**					
Laboratory ID:	10-139-37					
Dichlorodifluoromethane	ND	0.0010	EPA 8260C	10-23-15	10-23-15	
Chloromethane	ND	0.0052	EPA 8260C	10-23-15	10-23-15	
Vinyl Chloride	ND	0.0010	EPA 8260C	10-23-15	10-23-15	
Bromomethane	ND	0.0010	EPA 8260C	10-23-15	10-23-15	
Chloroethane	ND	0.0052	EPA 8260C	10-23-15	10-23-15	
Trichlorofluoromethane	ND	0.0010	EPA 8260C	10-23-15	10-23-15	
1,1-Dichloroethene	ND	0.0010	EPA 8260C	10-23-15	10-23-15	
Iodomethane	ND	0.0052	EPA 8260C	10-23-15	10-23-15	
Methylene Chloride	ND	0.0052	EPA 8260C	10-23-15	10-23-15	
(trans) 1,2-Dichloroethene	ND	0.0010	EPA 8260C	10-23-15	10-23-15	
1,1-Dichloroethane	ND	0.0010	EPA 8260C	10-23-15	10-23-15	
2,2-Dichloropropane	ND	0.0010	EPA 8260C	10-23-15	10-23-15	
(cis) 1,2-Dichloroethene	ND	0.0010	EPA 8260C	10-23-15	10-23-15	
Bromochloromethane	ND	0.0010	EPA 8260C	10-23-15	10-23-15	
Chloroform	ND	0.0010	EPA 8260C	10-23-15	10-23-15	
1,1,1-Trichloroethane	ND	0.0010	EPA 8260C	10-23-15	10-23-15	
Carbon Tetrachloride	ND	0.0010	EPA 8260C	10-23-15	10-23-15	
1,1-Dichloropropene	ND	0.0010	EPA 8260C	10-23-15	10-23-15	
1,2-Dichloroethane	ND	0.0010	EPA 8260C	10-23-15	10-23-15	
Trichloroethene	0.0059	0.0010	EPA 8260C	10-23-15	10-23-15	
1,2-Dichloropropane	ND	0.0010	EPA 8260C	10-23-15	10-23-15	
Dibromomethane	ND	0.0010	EPA 8260C	10-23-15	10-23-15	
Bromodichloromethane	ND	0.0010	EPA 8260C	10-23-15	10-23-15	
2-Chloroethyl Vinyl Ether	ND	0.0052	EPA 8260C	10-23-15	10-23-15	
(cis) 1,3-Dichloropropene	ND	0.0010	EPA 8260C	10-23-15	10-23-15	
(trans) 1,3-Dichloropropene	ND	0.0010	EPA 8260C	10-23-15	10-23-15	

This report pertains to the samples analyzed in accordance with the chain of custody,
and is intended only for the use of the individual or company to whom it is addressed.

Date of Report: October 28, 2015
Samples Submitted: October 19, 2015
Laboratory Reference: 1510-139
Project: 457-007

HALOGENATED VOLATILES EPA 8260C
page 2 of 2

Analyte	Result	PQL	Method	Date Prepared	Date Analyzed	Flags
Client ID:	**P4-B9-2.0-101715**					
Laboratory ID:	10-139-37					
1,1,2-Trichloroethane	ND	0.0010	EPA 8260C	10-23-15	10-23-15	
Tetrachloroethene	0.0098	0.0010	EPA 8260C	10-23-15	10-23-15	
1,3-Dichloropropane	ND	0.0010	EPA 8260C	10-23-15	10-23-15	
Dibromochloromethane	ND	0.0010	EPA 8260C	10-23-15	10-23-15	
1,2-Dibromoethane	ND	0.0010	EPA 8260C	10-23-15	10-23-15	
Chlorobenzene	ND	0.0010	EPA 8260C	10-23-15	10-23-15	
1,1,1,2-Tetrachloroethane	ND	0.0010	EPA 8260C	10-23-15	10-23-15	
Bromoform	ND	0.0010	EPA 8260C	10-23-15	10-23-15	
Bromobenzene	ND	0.0010	EPA 8260C	10-23-15	10-23-15	
1,1,2,2-Tetrachloroethane	ND	0.0010	EPA 8260C	10-23-15	10-23-15	
1,2,3-Trichloropropane	ND	0.0010	EPA 8260C	10-23-15	10-23-15	
2-Chlorotoluene	ND	0.0010	EPA 8260C	10-23-15	10-23-15	
4-Chlorotoluene	ND	0.0010	EPA 8260C	10-23-15	10-23-15	
1,3-Dichlorobenzene	ND	0.0010	EPA 8260C	10-23-15	10-23-15	
1,4-Dichlorobenzene	ND	0.0010	EPA 8260C	10-23-15	10-23-15	
1,2-Dichlorobenzene	ND	0.0010	EPA 8260C	10-23-15	10-23-15	
1,2-Dibromo-3-chloropropane	ND	0.0052	EPA 8260C	10-23-15	10-23-15	
1,2,4-Trichlorobenzene	ND	0.0010	EPA 8260C	10-23-15	10-23-15	
Hexachlorobutadiene	ND	0.0052	EPA 8260C	10-23-15	10-23-15	
1,2,3-Trichlorobenzene	ND	0.0010	EPA 8260C	10-23-15	10-23-15	
Surrogate:	*Percent Recovery*	*Control Limits*				
Dibromofluoromethane	*93*	*76-131*				
Toluene-d8	*95*	*83-126*				
4-Bromofluorobenzene	*103*	*60-146*				

This report pertains to the samples analyzed in accordance with the chain of custody,
and is intended only for the use of the individual or company to whom it is addressed.

Date of Report: October 28, 2015
Samples Submitted: October 19, 2015
Laboratory Reference: 1510-139
Project: 457-007

HALOGENATED VOLATILES EPA 8260C
page 1 of 2

Matrix: Soil
Units: mg/kg

Analyte	Result	PQL	Method	Date Prepared	Date Analyzed	Flags
Client ID:	**P4-B9-5.0-101715**					
Laboratory ID:	10-139-38					
Dichlorodifluoromethane	ND	0.0010	EPA 8260C	10-26-15	10-26-15	
Chloromethane	ND	0.0052	EPA 8260C	10-26-15	10-26-15	
Vinyl Chloride	ND	0.0010	EPA 8260C	10-26-15	10-26-15	
Bromomethane	ND	0.0010	EPA 8260C	10-26-15	10-26-15	
Chloroethane	ND	0.0052	EPA 8260C	10-26-15	10-26-15	
Trichlorofluoromethane	ND	0.0010	EPA 8260C	10-26-15	10-26-15	
1,1-Dichloroethene	ND	0.0010	EPA 8260C	10-26-15	10-26-15	
Iodomethane	ND	0.0052	EPA 8260C	10-26-15	10-26-15	
Methylene Chloride	ND	0.0052	EPA 8260C	10-26-15	10-26-15	
(trans) 1,2-Dichloroethene	ND	0.0010	EPA 8260C	10-26-15	10-26-15	
1,1-Dichloroethane	ND	0.0010	EPA 8260C	10-26-15	10-26-15	
2,2-Dichloropropane	ND	0.0010	EPA 8260C	10-26-15	10-26-15	
(cis) 1,2-Dichloroethene	ND	0.0010	EPA 8260C	10-26-15	10-26-15	
Bromochloromethane	ND	0.0010	EPA 8260C	10-26-15	10-26-15	
Chloroform	ND	0.0010	EPA 8260C	10-26-15	10-26-15	
1,1,1-Trichloroethane	ND	0.0010	EPA 8260C	10-26-15	10-26-15	
Carbon Tetrachloride	ND	0.0010	EPA 8260C	10-26-15	10-26-15	
1,1-Dichloropropene	ND	0.0010	EPA 8260C	10-26-15	10-26-15	
1,2-Dichloroethane	ND	0.0010	EPA 8260C	10-26-15	10-26-15	
Trichloroethene	0.0028	0.0010	EPA 8260C	10-26-15	10-26-15	
1,2-Dichloropropane	ND	0.0010	EPA 8260C	10-26-15	10-26-15	
Dibromomethane	ND	0.0010	EPA 8260C	10-26-15	10-26-15	
Bromodichloromethane	ND	0.0010	EPA 8260C	10-26-15	10-26-15	
2-Chloroethyl Vinyl Ether	ND	0.0052	EPA 8260C	10-26-15	10-26-15	
(cis) 1,3-Dichloropropene	ND	0.0010	EPA 8260C	10-26-15	10-26-15	
(trans) 1,3-Dichloropropene	ND	0.0010	EPA 8260C	10-26-15	10-26-15	

This report pertains to the samples analyzed in accordance with the chain of custody,
and is intended only for the use of the individual or company to whom it is addressed.

Date of Report: October 28, 2015
Samples Submitted: October 19, 2015
Laboratory Reference: 1510-139
Project: 457-007

HALOGENATED VOLATILES EPA 8260C
page 2 of 2

Analyte	Result	PQL	Method	Date Prepared	Date Analyzed	Flags
Client ID:	**P4-B9-5.0-101715**					
Laboratory ID:	10-139-38					
1,1,2-Trichloroethane	ND	0.0010	EPA 8260C	10-26-15	10-26-15	
Tetrachloroethene	0.0036	0.0010	EPA 8260C	10-26-15	10-26-15	
1,3-Dichloropropane	ND	0.0010	EPA 8260C	10-26-15	10-26-15	
Dibromochloromethane	ND	0.0010	EPA 8260C	10-26-15	10-26-15	
1,2-Dibromoethane	ND	0.0010	EPA 8260C	10-26-15	10-26-15	
Chlorobenzene	ND	0.0010	EPA 8260C	10-26-15	10-26-15	
1,1,1,2-Tetrachloroethane	ND	0.0010	EPA 8260C	10-26-15	10-26-15	
Bromoform	ND	0.0010	EPA 8260C	10-26-15	10-26-15	
Bromobenzene	ND	0.0010	EPA 8260C	10-26-15	10-26-15	
1,1,2,2-Tetrachloroethane	ND	0.0010	EPA 8260C	10-26-15	10-26-15	
1,2,3-Trichloropropane	ND	0.0010	EPA 8260C	10-26-15	10-26-15	
2-Chlorotoluene	ND	0.0010	EPA 8260C	10-26-15	10-26-15	
4-Chlorotoluene	ND	0.0010	EPA 8260C	10-26-15	10-26-15	
1,3-Dichlorobenzene	ND	0.0010	EPA 8260C	10-26-15	10-26-15	
1,4-Dichlorobenzene	ND	0.0010	EPA 8260C	10-26-15	10-26-15	
1,2-Dichlorobenzene	ND	0.0010	EPA 8260C	10-26-15	10-26-15	
1,2-Dibromo-3-chloropropane	ND	0.0052	EPA 8260C	10-26-15	10-26-15	
1,2,4-Trichlorobenzene	ND	0.0010	EPA 8260C	10-26-15	10-26-15	
Hexachlorobutadiene	ND	0.0052	EPA 8260C	10-26-15	10-26-15	
1,2,3-Trichlorobenzene	ND	0.0010	EPA 8260C	10-26-15	10-26-15	
Surrogate:	*Percent Recovery*	*Control Limits*				
Dibromofluoromethane	*95*	*76-131*				
Toluene-d8	*100*	*83-126*				
4-Bromofluorobenzene	*114*	*60-146*				

This report pertains to the samples analyzed in accordance with the chain of custody,
and is intended only for the use of the individual or company to whom it is addressed.

Date of Report: October 28, 2015
Samples Submitted: October 19, 2015
Laboratory Reference: 1510-139
Project: 457-007

HALOGENATED VOLATILES EPA 8260C
page 1 of 2

Matrix: Soil
Units: mg/kg

Analyte	Result	PQL	Method	Date Prepared	Date Analyzed	Flags
Client ID:	**P4-B9-8.0-101715**					
Laboratory ID:	10-139-39					
Dichlorodifluoromethane	ND	0.0010	EPA 8260C	10-26-15	10-26-15	
Chloromethane	ND	0.0051	EPA 8260C	10-26-15	10-26-15	
Vinyl Chloride	ND	0.0010	EPA 8260C	10-26-15	10-26-15	
Bromomethane	ND	0.0010	EPA 8260C	10-26-15	10-26-15	
Chloroethane	ND	0.0051	EPA 8260C	10-26-15	10-26-15	
Trichlorofluoromethane	ND	0.0010	EPA 8260C	10-26-15	10-26-15	
1,1-Dichloroethene	ND	0.0010	EPA 8260C	10-26-15	10-26-15	
Iodomethane	ND	0.0051	EPA 8260C	10-26-15	10-26-15	
Methylene Chloride	ND	0.0051	EPA 8260C	10-26-15	10-26-15	
(trans) 1,2-Dichloroethene	ND	0.0010	EPA 8260C	10-26-15	10-26-15	
1,1-Dichloroethane	ND	0.0010	EPA 8260C	10-26-15	10-26-15	
2,2-Dichloropropane	ND	0.0010	EPA 8260C	10-26-15	10-26-15	
(cis) 1,2-Dichloroethene	ND	0.0010	EPA 8260C	10-26-15	10-26-15	
Bromochloromethane	ND	0.0010	EPA 8260C	10-26-15	10-26-15	
Chloroform	ND	0.0010	EPA 8260C	10-26-15	10-26-15	
1,1,1-Trichloroethane	ND	0.0010	EPA 8260C	10-26-15	10-26-15	
Carbon Tetrachloride	ND	0.0010	EPA 8260C	10-26-15	10-26-15	
1,1-Dichloropropene	ND	0.0010	EPA 8260C	10-26-15	10-26-15	
1,2-Dichloroethane	ND	0.0010	EPA 8260C	10-26-15	10-26-15	
Trichloroethene	ND	0.0010	EPA 8260C	10-26-15	10-26-15	
1,2-Dichloropropane	ND	0.0010	EPA 8260C	10-26-15	10-26-15	
Dibromomethane	ND	0.0010	EPA 8260C	10-26-15	10-26-15	
Bromodichloromethane	ND	0.0010	EPA 8260C	10-26-15	10-26-15	
2-Chloroethyl Vinyl Ether	ND	0.0051	EPA 8260C	10-26-15	10-26-15	
(cis) 1,3-Dichloropropene	ND	0.0010	EPA 8260C	10-26-15	10-26-15	
(trans) 1,3-Dichloropropene	ND	0.0010	EPA 8260C	10-26-15	10-26-15	

This report pertains to the samples analyzed in accordance with the chain of custody,
and is intended only for the use of the individual or company to whom it is addressed.

Date of Report: October 28, 2015
Samples Submitted: October 19, 2015
Laboratory Reference: 1510-139
Project: 457-007

HALOGENATED VOLATILES EPA 8260C
page 2 of 2

Analyte	Result	PQL	Method	Date Prepared	Date Analyzed	Flags
Client ID:	**P4-B9-8.0-101715**					
Laboratory ID:	10-139-39					
1,1,2-Trichloroethane	ND	0.0010	EPA 8260C	10-26-15	10-26-15	
Tetrachloroethene	ND	0.0010	EPA 8260C	10-26-15	10-26-15	
1,3-Dichloropropane	ND	0.0010	EPA 8260C	10-26-15	10-26-15	
Dibromochloromethane	ND	0.0010	EPA 8260C	10-26-15	10-26-15	
1,2-Dibromoethane	ND	0.0010	EPA 8260C	10-26-15	10-26-15	
Chlorobenzene	ND	0.0010	EPA 8260C	10-26-15	10-26-15	
1,1,1,2-Tetrachloroethane	ND	0.0010	EPA 8260C	10-26-15	10-26-15	
Bromoform	ND	0.0010	EPA 8260C	10-26-15	10-26-15	
Bromobenzene	ND	0.0010	EPA 8260C	10-26-15	10-26-15	
1,1,2,2-Tetrachloroethane	ND	0.0010	EPA 8260C	10-26-15	10-26-15	
1,2,3-Trichloropropane	ND	0.0010	EPA 8260C	10-26-15	10-26-15	
2-Chlorotoluene	ND	0.0010	EPA 8260C	10-26-15	10-26-15	
4-Chlorotoluene	ND	0.0010	EPA 8260C	10-26-15	10-26-15	
1,3-Dichlorobenzene	ND	0.0010	EPA 8260C	10-26-15	10-26-15	
1,4-Dichlorobenzene	ND	0.0010	EPA 8260C	10-26-15	10-26-15	
1,2-Dichlorobenzene	ND	0.0010	EPA 8260C	10-26-15	10-26-15	
1,2-Dibromo-3-chloropropane	ND	0.0051	EPA 8260C	10-26-15	10-26-15	
1,2,4-Trichlorobenzene	ND	0.0010	EPA 8260C	10-26-15	10-26-15	
Hexachlorobutadiene	ND	0.0051	EPA 8260C	10-26-15	10-26-15	
1,2,3-Trichlorobenzene	ND	0.0010	EPA 8260C	10-26-15	10-26-15	
Surrogate:	*Percent Recovery*	*Control Limits*				
Dibromofluoromethane	*97*	*76-131*				
Toluene-d8	*101*	*83-126*				
4-Bromofluorobenzene	*118*	*60-146*				

This report pertains to the samples analyzed in accordance with the chain of custody,
and is intended only for the use of the individual or company to whom it is addressed.

Date of Report: October 28, 2015
Samples Submitted: October 19, 2015
Laboratory Reference: 1510-139
Project: 457-007

HALOGENATED VOLATILES EPA 8260C
page 1 of 2

Matrix: Soil
Units: mg/kg

Analyte	Result	PQL	Method	Date Prepared	Date Analyzed	Flags
Client ID:	**P4-B10-1.0-101715**					
Laboratory ID:	10-139-40					
Dichlorodifluoromethane	ND	0.00094	EPA 8260C	10-26-15	10-26-15	
Chloromethane	ND	0.0047	EPA 8260C	10-26-15	10-26-15	
Vinyl Chloride	ND	0.00094	EPA 8260C	10-26-15	10-26-15	
Bromomethane	ND	0.00094	EPA 8260C	10-26-15	10-26-15	
Chloroethane	ND	0.0047	EPA 8260C	10-26-15	10-26-15	
Trichlorofluoromethane	ND	0.00094	EPA 8260C	10-26-15	10-26-15	
1,1-Dichloroethene	ND	0.00094	EPA 8260C	10-26-15	10-26-15	
Iodomethane	ND	0.0047	EPA 8260C	10-26-15	10-26-15	
Methylene Chloride	ND	0.0047	EPA 8260C	10-26-15	10-26-15	
(trans) 1,2-Dichloroethene	ND	0.00094	EPA 8260C	10-26-15	10-26-15	
1,1-Dichloroethane	ND	0.00094	EPA 8260C	10-26-15	10-26-15	
2,2-Dichloropropane	ND	0.00094	EPA 8260C	10-26-15	10-26-15	
(cis) 1,2-Dichloroethene	ND	0.00094	EPA 8260C	10-26-15	10-26-15	
Bromochloromethane	ND	0.00094	EPA 8260C	10-26-15	10-26-15	
Chloroform	ND	0.00094	EPA 8260C	10-26-15	10-26-15	
1,1,1-Trichloroethane	ND	0.00094	EPA 8260C	10-26-15	10-26-15	
Carbon Tetrachloride	ND	0.00094	EPA 8260C	10-26-15	10-26-15	
1,1-Dichloropropene	ND	0.00094	EPA 8260C	10-26-15	10-26-15	
1,2-Dichloroethane	ND	0.00094	EPA 8260C	10-26-15	10-26-15	
Trichloroethene	ND	0.00094	EPA 8260C	10-26-15	10-26-15	
1,2-Dichloropropane	ND	0.00094	EPA 8260C	10-26-15	10-26-15	
Dibromomethane	ND	0.00094	EPA 8260C	10-26-15	10-26-15	
Bromodichloromethane	ND	0.00094	EPA 8260C	10-26-15	10-26-15	
2-Chloroethyl Vinyl Ether	ND	0.0047	EPA 8260C	10-26-15	10-26-15	
(cis) 1,3-Dichloropropene	ND	0.00094	EPA 8260C	10-26-15	10-26-15	
(trans) 1,3-Dichloropropene	ND	0.00094	EPA 8260C	10-26-15	10-26-15	

This report pertains to the samples analyzed in accordance with the chain of custody,
and is intended only for the use of the individual or company to whom it is addressed.

Date of Report: October 28, 2015
Samples Submitted: October 19, 2015
Laboratory Reference: 1510-139
Project: 457-007

HALOGENATED VOLATILES EPA 8260C
page 2 of 2

Analyte	Result	PQL	Method	Date Prepared	Date Analyzed	Flags
Client ID:	**P4-B10-1.0-101715**					
Laboratory ID:	10-139-40					
1,1,2-Trichloroethane	ND	0.00094	EPA 8260C	10-26-15	10-26-15	
Tetrachloroethene	0.019	0.00094	EPA 8260C	10-26-15	10-26-15	
1,3-Dichloropropane	ND	0.00094	EPA 8260C	10-26-15	10-26-15	
Dibromochloromethane	ND	0.00094	EPA 8260C	10-26-15	10-26-15	
1,2-Dibromoethane	ND	0.00094	EPA 8260C	10-26-15	10-26-15	
Chlorobenzene	ND	0.00094	EPA 8260C	10-26-15	10-26-15	
1,1,1,2-Tetrachloroethane	ND	0.00094	EPA 8260C	10-26-15	10-26-15	
Bromoform	ND	0.00094	EPA 8260C	10-26-15	10-26-15	
Bromobenzene	ND	0.00091	EPA 8260C	10-27-15	10-27-15	
1,1,2,2-Tetrachloroethane	ND	0.00091	EPA 8260C	10-27-15	10-27-15	
1,2,3-Trichloropropane	ND	0.00091	EPA 8260C	10-27-15	10-27-15	
2-Chlorotoluene	ND	0.00091	EPA 8260C	10-27-15	10-27-15	
4-Chlorotoluene	ND	0.00091	EPA 8260C	10-27-15	10-27-15	
1,3-Dichlorobenzene	ND	0.00091	EPA 8260C	10-27-15	10-27-15	
1,4-Dichlorobenzene	ND	0.00091	EPA 8260C	10-27-15	10-27-15	
1,2-Dichlorobenzene	ND	0.00091	EPA 8260C	10-27-15	10-27-15	
1,2-Dibromo-3-chloropropane	ND	0.0046	EPA 8260C	10-27-15	10-27-15	
1,2,4-Trichlorobenzene	ND	0.00091	EPA 8260C	10-27-15	10-27-15	
Hexachlorobutadiene	ND	0.0046	EPA 8260C	10-27-15	10-27-15	
1,2,3-Trichlorobenzene	ND	0.00091	EPA 8260C	10-27-15	10-27-15	
Surrogate:	*Percent Recovery*	*Control Limits*				
Dibromofluoromethane	*103*	*76-131*				
Toluene-d8	*102*	*83-126*				
4-Bromofluorobenzene	*98*	*60-146*				

This report pertains to the samples analyzed in accordance with the chain of custody,
and is intended only for the use of the individual or company to whom it is addressed.

Date of Report: October 28, 2015
Samples Submitted: October 19, 2015
Laboratory Reference: 1510-139
Project: 457-007

HALOGENATED VOLATILES EPA 8260C
page 1 of 2

Matrix: Soil
Units: mg/kg

Analyte	Result	PQL	Method	Date Prepared	Date Analyzed	Flags
Client ID:	**P4-B10-3.0-101715**					
Laboratory ID:	10-139-41					
Dichlorodifluoromethane	ND	0.0011	EPA 8260C	10-26-15	10-26-15	
Chloromethane	ND	0.0053	EPA 8260C	10-26-15	10-26-15	
Vinyl Chloride	ND	0.0011	EPA 8260C	10-26-15	10-26-15	
Bromomethane	ND	0.0011	EPA 8260C	10-26-15	10-26-15	
Chloroethane	ND	0.0053	EPA 8260C	10-26-15	10-26-15	
Trichlorofluoromethane	ND	0.0011	EPA 8260C	10-26-15	10-26-15	
1,1-Dichloroethene	ND	0.0011	EPA 8260C	10-26-15	10-26-15	
Iodomethane	ND	0.0053	EPA 8260C	10-26-15	10-26-15	
Methylene Chloride	ND	0.0053	EPA 8260C	10-26-15	10-26-15	
(trans) 1,2-Dichloroethene	ND	0.0011	EPA 8260C	10-26-15	10-26-15	
1,1-Dichloroethane	ND	0.0011	EPA 8260C	10-26-15	10-26-15	
2,2-Dichloropropane	ND	0.0011	EPA 8260C	10-26-15	10-26-15	
(cis) 1,2-Dichloroethene	ND	0.0011	EPA 8260C	10-26-15	10-26-15	
Bromochloromethane	ND	0.0011	EPA 8260C	10-26-15	10-26-15	
Chloroform	ND	0.0011	EPA 8260C	10-26-15	10-26-15	
1,1,1-Trichloroethane	ND	0.0011	EPA 8260C	10-26-15	10-26-15	
Carbon Tetrachloride	ND	0.0011	EPA 8260C	10-26-15	10-26-15	
1,1-Dichloropropene	ND	0.0011	EPA 8260C	10-26-15	10-26-15	
1,2-Dichloroethane	ND	0.0011	EPA 8260C	10-26-15	10-26-15	
Trichloroethene	ND	0.0011	EPA 8260C	10-26-15	10-26-15	
1,2-Dichloropropane	ND	0.0011	EPA 8260C	10-26-15	10-26-15	
Dibromomethane	ND	0.0011	EPA 8260C	10-26-15	10-26-15	
Bromodichloromethane	ND	0.0011	EPA 8260C	10-26-15	10-26-15	
2-Chloroethyl Vinyl Ether	ND	0.0053	EPA 8260C	10-26-15	10-26-15	
(cis) 1,3-Dichloropropene	ND	0.0011	EPA 8260C	10-26-15	10-26-15	
(trans) 1,3-Dichloropropene	ND	0.0011	EPA 8260C	10-26-15	10-26-15	

This report pertains to the samples analyzed in accordance with the chain of custody,
and is intended only for the use of the individual or company to whom it is addressed.

Date of Report: October 28, 2015
Samples Submitted: October 19, 2015
Laboratory Reference: 1510-139
Project: 457-007

HALOGENATED VOLATILES EPA 8260C
page 2 of 2

Analyte	Result	PQL	Method	Date Prepared	Date Analyzed	Flags
Client ID:	**P4-B10-3.0-101715**					
Laboratory ID:	10-139-41					
1,1,2-Trichloroethane	ND	0.0011	EPA 8260C	10-26-15	10-26-15	
Tetrachloroethene	ND	0.0011	EPA 8260C	10-26-15	10-26-15	
1,3-Dichloropropane	ND	0.0011	EPA 8260C	10-26-15	10-26-15	
Dibromochloromethane	ND	0.0011	EPA 8260C	10-26-15	10-26-15	
1,2-Dibromoethane	ND	0.0011	EPA 8260C	10-26-15	10-26-15	
Chlorobenzene	ND	0.0011	EPA 8260C	10-26-15	10-26-15	
1,1,1,2-Tetrachloroethane	ND	0.0011	EPA 8260C	10-26-15	10-26-15	
Bromoform	ND	0.0011	EPA 8260C	10-26-15	10-26-15	
Bromobenzene	ND	0.0011	EPA 8260C	10-26-15	10-26-15	
1,1,2,2-Tetrachloroethane	ND	0.0011	EPA 8260C	10-26-15	10-26-15	
1,2,3-Trichloropropane	ND	0.0011	EPA 8260C	10-26-15	10-26-15	
2-Chlorotoluene	ND	0.0011	EPA 8260C	10-26-15	10-26-15	
4-Chlorotoluene	ND	0.0011	EPA 8260C	10-26-15	10-26-15	
1,3-Dichlorobenzene	ND	0.0011	EPA 8260C	10-26-15	10-26-15	
1,4-Dichlorobenzene	ND	0.0011	EPA 8260C	10-26-15	10-26-15	
1,2-Dichlorobenzene	ND	0.0011	EPA 8260C	10-26-15	10-26-15	
1,2-Dibromo-3-chloropropane	ND	0.0053	EPA 8260C	10-26-15	10-26-15	
1,2,4-Trichlorobenzene	ND	0.0011	EPA 8260C	10-26-15	10-26-15	
Hexachlorobutadiene	ND	0.0053	EPA 8260C	10-26-15	10-26-15	
1,2,3-Trichlorobenzene	ND	0.0011	EPA 8260C	10-26-15	10-26-15	
Surrogate:	*Percent Recovery*	*Control Limits*				
Dibromofluoromethane	*100*	*76-131*				
Toluene-d8	*102*	*83-126*				
4-Bromofluorobenzene	*115*	*60-146*				

This report pertains to the samples analyzed in accordance with the chain of custody,
and is intended only for the use of the individual or company to whom it is addressed.

Date of Report: October 28, 2015
Samples Submitted: October 19, 2015
Laboratory Reference: 1510-139
Project: 457-007

HALOGENATED VOLATILES EPA 8260C
page 1 of 2

Matrix: Soil
Units: mg/kg

Analyte	Result	PQL	Method	Date Prepared	Date Analyzed	Flags
Client ID:	**P4-B10-5.0-101715**					
Laboratory ID:	10-139-42					
Dichlorodifluoromethane	ND	0.00099	EPA 8260C	10-26-15	10-26-15	
Chloromethane	ND	0.0050	EPA 8260C	10-26-15	10-26-15	
Vinyl Chloride	ND	0.00099	EPA 8260C	10-26-15	10-26-15	
Bromomethane	ND	0.00099	EPA 8260C	10-26-15	10-26-15	
Chloroethane	ND	0.0050	EPA 8260C	10-26-15	10-26-15	
Trichlorofluoromethane	ND	0.00099	EPA 8260C	10-26-15	10-26-15	
1,1-Dichloroethene	ND	0.00099	EPA 8260C	10-26-15	10-26-15	
Iodomethane	ND	0.0050	EPA 8260C	10-26-15	10-26-15	
Methylene Chloride	ND	0.0050	EPA 8260C	10-26-15	10-26-15	
(trans) 1,2-Dichloroethene	ND	0.00099	EPA 8260C	10-26-15	10-26-15	
1,1-Dichloroethane	ND	0.00099	EPA 8260C	10-26-15	10-26-15	
2,2-Dichloropropane	ND	0.00099	EPA 8260C	10-26-15	10-26-15	
(cis) 1,2-Dichloroethene	ND	0.00099	EPA 8260C	10-26-15	10-26-15	
Bromochloromethane	ND	0.00099	EPA 8260C	10-26-15	10-26-15	
Chloroform	ND	0.00099	EPA 8260C	10-26-15	10-26-15	
1,1,1-Trichloroethane	ND	0.00099	EPA 8260C	10-26-15	10-26-15	
Carbon Tetrachloride	ND	0.00099	EPA 8260C	10-26-15	10-26-15	
1,1-Dichloropropene	ND	0.00099	EPA 8260C	10-26-15	10-26-15	
1,2-Dichloroethane	ND	0.00099	EPA 8260C	10-26-15	10-26-15	
Trichloroethene	ND	0.00099	EPA 8260C	10-26-15	10-26-15	
1,2-Dichloropropane	ND	0.00099	EPA 8260C	10-26-15	10-26-15	
Dibromomethane	ND	0.00099	EPA 8260C	10-26-15	10-26-15	
Bromodichloromethane	ND	0.00099	EPA 8260C	10-26-15	10-26-15	
2-Chloroethyl Vinyl Ether	ND	0.0050	EPA 8260C	10-26-15	10-26-15	
(cis) 1,3-Dichloropropene	ND	0.00099	EPA 8260C	10-26-15	10-26-15	
(trans) 1,3-Dichloropropene	ND	0.00099	EPA 8260C	10-26-15	10-26-15	

This report pertains to the samples analyzed in accordance with the chain of custody,
and is intended only for the use of the individual or company to whom it is addressed.

Date of Report: October 28, 2015
Samples Submitted: October 19, 2015
Laboratory Reference: 1510-139
Project: 457-007

HALOGENATED VOLATILES EPA 8260C
page 2 of 2

Analyte	Result	PQL	Method	Date Prepared	Date Analyzed	Flags
Client ID:	**P4-B10-5.0-101715**					
Laboratory ID:	10-139-42					
1,1,2-Trichloroethane	ND	0.00099	EPA 8260C	10-26-15	10-26-15	
Tetrachloroethene	0.0015	0.00099	EPA 8260C	10-26-15	10-26-15	
1,3-Dichloropropane	ND	0.00099	EPA 8260C	10-26-15	10-26-15	
Dibromochloromethane	ND	0.00099	EPA 8260C	10-26-15	10-26-15	
1,2-Dibromoethane	ND	0.00099	EPA 8260C	10-26-15	10-26-15	
Chlorobenzene	ND	0.00099	EPA 8260C	10-26-15	10-26-15	
1,1,1,2-Tetrachloroethane	ND	0.00099	EPA 8260C	10-26-15	10-26-15	
Bromoform	ND	0.00099	EPA 8260C	10-26-15	10-26-15	
Bromobenzene	ND	0.00099	EPA 8260C	10-26-15	10-26-15	
1,1,2,2-Tetrachloroethane	ND	0.00099	EPA 8260C	10-26-15	10-26-15	
1,2,3-Trichloropropane	ND	0.00099	EPA 8260C	10-26-15	10-26-15	
2-Chlorotoluene	ND	0.00099	EPA 8260C	10-26-15	10-26-15	
4-Chlorotoluene	ND	0.00099	EPA 8260C	10-26-15	10-26-15	
1,3-Dichlorobenzene	ND	0.00099	EPA 8260C	10-26-15	10-26-15	
1,4-Dichlorobenzene	ND	0.00099	EPA 8260C	10-26-15	10-26-15	
1,2-Dichlorobenzene	ND	0.00099	EPA 8260C	10-26-15	10-26-15	
1,2-Dibromo-3-chloropropane	ND	0.0050	EPA 8260C	10-26-15	10-26-15	
1,2,4-Trichlorobenzene	ND	0.00099	EPA 8260C	10-26-15	10-26-15	
Hexachlorobutadiene	ND	0.0050	EPA 8260C	10-26-15	10-26-15	
1,2,3-Trichlorobenzene	ND	0.00099	EPA 8260C	10-26-15	10-26-15	
Surrogate:	*Percent Recovery*	*Control Limits*				
Dibromofluoromethane	*85*	*76-131*				
Toluene-d8	*87*	*83-126*				
4-Bromofluorobenzene	*95*	*60-146*				

This report pertains to the samples analyzed in accordance with the chain of custody,
and is intended only for the use of the individual or company to whom it is addressed.

Date of Report: October 28, 2015
Samples Submitted: October 19, 2015
Laboratory Reference: 1510-139
Project: 457-007

HALOGENATED VOLATILES EPA 8260C
page 1 of 2

Matrix: Soil
Units: mg/kg

Analyte	Result	PQL	Method	Date Prepared	Date Analyzed	Flags
Client ID:	**P4-B10-8.0-101715**					
Laboratory ID:	10-139-43					
Dichlorodifluoromethane	ND	0.0015	EPA 8260C	10-26-15	10-26-15	
Chloromethane	ND	0.0073	EPA 8260C	10-26-15	10-26-15	
Vinyl Chloride	ND	0.0015	EPA 8260C	10-26-15	10-26-15	
Bromomethane	ND	0.0015	EPA 8260C	10-26-15	10-26-15	
Chloroethane	ND	0.0073	EPA 8260C	10-26-15	10-26-15	
Trichlorofluoromethane	ND	0.0015	EPA 8260C	10-26-15	10-26-15	
1,1-Dichloroethene	ND	0.0015	EPA 8260C	10-26-15	10-26-15	
Iodomethane	ND	0.0073	EPA 8260C	10-26-15	10-26-15	
Methylene Chloride	ND	0.0073	EPA 8260C	10-26-15	10-26-15	
(trans) 1,2-Dichloroethene	ND	0.0015	EPA 8260C	10-26-15	10-26-15	
1,1-Dichloroethane	ND	0.0015	EPA 8260C	10-26-15	10-26-15	
2,2-Dichloropropane	ND	0.0015	EPA 8260C	10-26-15	10-26-15	
(cis) 1,2-Dichloroethene	ND	0.0015	EPA 8260C	10-26-15	10-26-15	
Bromochloromethane	ND	0.0015	EPA 8260C	10-26-15	10-26-15	
Chloroform	ND	0.0015	EPA 8260C	10-26-15	10-26-15	
1,1,1-Trichloroethane	ND	0.0015	EPA 8260C	10-26-15	10-26-15	
Carbon Tetrachloride	ND	0.0015	EPA 8260C	10-26-15	10-26-15	
1,1-Dichloropropene	ND	0.0015	EPA 8260C	10-26-15	10-26-15	
1,2-Dichloroethane	ND	0.0015	EPA 8260C	10-26-15	10-26-15	
Trichloroethene	ND	0.0015	EPA 8260C	10-26-15	10-26-15	
1,2-Dichloropropane	ND	0.0015	EPA 8260C	10-26-15	10-26-15	
Dibromomethane	ND	0.0015	EPA 8260C	10-26-15	10-26-15	
Bromodichloromethane	ND	0.0015	EPA 8260C	10-26-15	10-26-15	
2-Chloroethyl Vinyl Ether	ND	0.0073	EPA 8260C	10-26-15	10-26-15	
(cis) 1,3-Dichloropropene	ND	0.0015	EPA 8260C	10-26-15	10-26-15	
(trans) 1,3-Dichloropropene	ND	0.0015	EPA 8260C	10-26-15	10-26-15	

This report pertains to the samples analyzed in accordance with the chain of custody,
and is intended only for the use of the individual or company to whom it is addressed.

Date of Report: October 28, 2015
Samples Submitted: October 19, 2015
Laboratory Reference: 1510-139
Project: 457-007

HALOGENATED VOLATILES EPA 8260C
page 2 of 2

Analyte	Result	PQL	Method	Date Prepared	Date Analyzed	Flags
Client ID:	**P4-B10-8.0-101715**					
Laboratory ID:	10-139-43					
1,1,2-Trichloroethane	ND	0.0015	EPA 8260C	10-26-15	10-26-15	
Tetrachloroethene	0.0031	0.0015	EPA 8260C	10-26-15	10-26-15	
1,3-Dichloropropane	ND	0.0015	EPA 8260C	10-26-15	10-26-15	
Dibromochloromethane	ND	0.0015	EPA 8260C	10-26-15	10-26-15	
1,2-Dibromoethane	ND	0.0015	EPA 8260C	10-26-15	10-26-15	
Chlorobenzene	ND	0.0015	EPA 8260C	10-26-15	10-26-15	
1,1,1,2-Tetrachloroethane	ND	0.0015	EPA 8260C	10-26-15	10-26-15	
Bromoform	ND	0.0015	EPA 8260C	10-26-15	10-26-15	
Bromobenzene	ND	0.0015	EPA 8260C	10-26-15	10-26-15	
1,1,2,2-Tetrachloroethane	ND	0.0015	EPA 8260C	10-26-15	10-26-15	
1,2,3-Trichloropropane	ND	0.0015	EPA 8260C	10-26-15	10-26-15	
2-Chlorotoluene	ND	0.0015	EPA 8260C	10-26-15	10-26-15	
4-Chlorotoluene	ND	0.0015	EPA 8260C	10-26-15	10-26-15	
1,3-Dichlorobenzene	ND	0.0015	EPA 8260C	10-26-15	10-26-15	
1,4-Dichlorobenzene	ND	0.0015	EPA 8260C	10-26-15	10-26-15	
1,2-Dichlorobenzene	ND	0.0015	EPA 8260C	10-26-15	10-26-15	
1,2-Dibromo-3-chloropropane	ND	0.0073	EPA 8260C	10-26-15	10-26-15	
1,2,4-Trichlorobenzene	ND	0.0015	EPA 8260C	10-26-15	10-26-15	
Hexachlorobutadiene	ND	0.0073	EPA 8260C	10-26-15	10-26-15	
1,2,3-Trichlorobenzene	ND	0.0015	EPA 8260C	10-26-15	10-26-15	
Surrogate:	*Percent Recovery*	*Control Limits*				
Dibromofluoromethane	*98*	*76-131*				
Toluene-d8	*102*	*83-126*				
4-Bromofluorobenzene	*117*	*60-146*				

This report pertains to the samples analyzed in accordance with the chain of custody,
and is intended only for the use of the individual or company to whom it is addressed.

Date of Report: October 28, 2015
Samples Submitted: October 19, 2015
Laboratory Reference: 1510-139
Project: 457-007

HALOGENATED VOLATILES EPA 8260C
page 1 of 2

Matrix: Soil
Units: mg/kg

Analyte	Result	PQL	Method	Date Prepared	Date Analyzed	Flags
Client ID:	**P4-B11-1.0-101715**					
Laboratory ID:	10-139-44					
Dichlorodifluoromethane	ND	0.0010	EPA 8260C	10-26-15	10-26-15	
Chloromethane	ND	0.0050	EPA 8260C	10-26-15	10-26-15	
Vinyl Chloride	ND	0.0010	EPA 8260C	10-26-15	10-26-15	
Bromomethane	ND	0.0010	EPA 8260C	10-26-15	10-26-15	
Chloroethane	ND	0.0050	EPA 8260C	10-26-15	10-26-15	
Trichlorofluoromethane	ND	0.0010	EPA 8260C	10-26-15	10-26-15	
1,1-Dichloroethene	ND	0.0010	EPA 8260C	10-26-15	10-26-15	
Iodomethane	ND	0.0050	EPA 8260C	10-26-15	10-26-15	
Methylene Chloride	ND	0.0050	EPA 8260C	10-26-15	10-26-15	
(trans) 1,2-Dichloroethene	ND	0.0010	EPA 8260C	10-26-15	10-26-15	
1,1-Dichloroethane	ND	0.0010	EPA 8260C	10-26-15	10-26-15	
2,2-Dichloropropane	ND	0.0010	EPA 8260C	10-26-15	10-26-15	
(cis) 1,2-Dichloroethene	ND	0.0010	EPA 8260C	10-26-15	10-26-15	
Bromochloromethane	ND	0.0010	EPA 8260C	10-26-15	10-26-15	
Chloroform	ND	0.0010	EPA 8260C	10-26-15	10-26-15	
1,1,1-Trichloroethane	ND	0.0010	EPA 8260C	10-26-15	10-26-15	
Carbon Tetrachloride	ND	0.0010	EPA 8260C	10-26-15	10-26-15	
1,1-Dichloropropene	ND	0.0010	EPA 8260C	10-26-15	10-26-15	
1,2-Dichloroethane	ND	0.0010	EPA 8260C	10-26-15	10-26-15	
Trichloroethene	0.0031	0.0010	EPA 8260C	10-26-15	10-26-15	
1,2-Dichloropropane	ND	0.0010	EPA 8260C	10-26-15	10-26-15	
Dibromomethane	ND	0.0010	EPA 8260C	10-26-15	10-26-15	
Bromodichloromethane	ND	0.0010	EPA 8260C	10-26-15	10-26-15	
2-Chloroethyl Vinyl Ether	ND	0.0050	EPA 8260C	10-26-15	10-26-15	
(cis) 1,3-Dichloropropene	ND	0.0010	EPA 8260C	10-26-15	10-26-15	
(trans) 1,3-Dichloropropene	ND	0.0010	EPA 8260C	10-26-15	10-26-15	

This report pertains to the samples analyzed in accordance with the chain of custody,
and is intended only for the use of the individual or company to whom it is addressed.

Date of Report: October 28, 2015
Samples Submitted: October 19, 2015
Laboratory Reference: 1510-139
Project: 457-007

HALOGENATED VOLATILES EPA 8260C
page 2 of 2

Analyte	Result	PQL	Method	Date Prepared	Date Analyzed	Flags
Client ID:	**P4-B11-1.0-101715**					
Laboratory ID:	10-139-44					
1,1,2-Trichloroethane	ND	0.0010	EPA 8260C	10-26-15	10-26-15	
Tetrachloroethene	0.054	0.0010	EPA 8260C	10-26-15	10-26-15	
1,3-Dichloropropane	ND	0.0010	EPA 8260C	10-26-15	10-26-15	
Dibromochloromethane	ND	0.0010	EPA 8260C	10-26-15	10-26-15	
1,2-Dibromoethane	ND	0.0010	EPA 8260C	10-26-15	10-26-15	
Chlorobenzene	ND	0.0010	EPA 8260C	10-26-15	10-26-15	
1,1,1,2-Tetrachloroethane	ND	0.0010	EPA 8260C	10-26-15	10-26-15	
Bromoform	ND	0.0010	EPA 8260C	10-26-15	10-26-15	
Bromobenzene	ND	0.0010	EPA 8260C	10-26-15	10-26-15	
1,1,2,2-Tetrachloroethane	ND	0.0010	EPA 8260C	10-26-15	10-26-15	
1,2,3-Trichloropropane	ND	0.0010	EPA 8260C	10-26-15	10-26-15	
2-Chlorotoluene	ND	0.0010	EPA 8260C	10-26-15	10-26-15	
4-Chlorotoluene	ND	0.0010	EPA 8260C	10-26-15	10-26-15	
1,3-Dichlorobenzene	ND	0.0010	EPA 8260C	10-26-15	10-26-15	
1,4-Dichlorobenzene	ND	0.0010	EPA 8260C	10-26-15	10-26-15	
1,2-Dichlorobenzene	ND	0.0010	EPA 8260C	10-26-15	10-26-15	
1,2-Dibromo-3-chloropropane	ND	0.0050	EPA 8260C	10-26-15	10-26-15	
1,2,4-Trichlorobenzene	ND	0.0010	EPA 8260C	10-26-15	10-26-15	
Hexachlorobutadiene	ND	0.0050	EPA 8260C	10-26-15	10-26-15	
1,2,3-Trichlorobenzene	ND	0.0010	EPA 8260C	10-26-15	10-26-15	
Surrogate:	*Percent Recovery*	*Control Limits*				
Dibromofluoromethane	*99*	*76-131*				
Toluene-d8	*100*	*83-126*				
4-Bromofluorobenzene	*103*	*60-146*				

This report pertains to the samples analyzed in accordance with the chain of custody,
and is intended only for the use of the individual or company to whom it is addressed.

Date of Report: October 28, 2015
Samples Submitted: October 19, 2015
Laboratory Reference: 1510-139
Project: 457-007

HALOGENATED VOLATILES EPA 8260C
page 1 of 2

Matrix: Soil
Units: mg/kg

Analyte	Result	PQL	Method	Date Prepared	Date Analyzed	Flags
Client ID:	**P4-B11-3.0-101715**					
Laboratory ID:	10-139-45					
Dichlorodifluoromethane	ND	0.0010	EPA 8260C	10-26-15	10-26-15	
Chloromethane	ND	0.0051	EPA 8260C	10-26-15	10-26-15	
Vinyl Chloride	ND	0.0010	EPA 8260C	10-26-15	10-26-15	
Bromomethane	ND	0.0010	EPA 8260C	10-26-15	10-26-15	
Chloroethane	ND	0.0051	EPA 8260C	10-26-15	10-26-15	
Trichlorofluoromethane	ND	0.0010	EPA 8260C	10-26-15	10-26-15	
1,1-Dichloroethene	ND	0.0010	EPA 8260C	10-26-15	10-26-15	
Iodomethane	ND	0.0051	EPA 8260C	10-26-15	10-26-15	
Methylene Chloride	ND	0.0051	EPA 8260C	10-26-15	10-26-15	
(trans) 1,2-Dichloroethene	ND	0.0010	EPA 8260C	10-26-15	10-26-15	
1,1-Dichloroethane	ND	0.0010	EPA 8260C	10-26-15	10-26-15	
2,2-Dichloropropane	ND	0.0010	EPA 8260C	10-26-15	10-26-15	
(cis) 1,2-Dichloroethene	ND	0.0010	EPA 8260C	10-26-15	10-26-15	
Bromochloromethane	ND	0.0010	EPA 8260C	10-26-15	10-26-15	
Chloroform	ND	0.0010	EPA 8260C	10-26-15	10-26-15	
1,1,1-Trichloroethane	ND	0.0010	EPA 8260C	10-26-15	10-26-15	
Carbon Tetrachloride	ND	0.0010	EPA 8260C	10-26-15	10-26-15	
1,1-Dichloropropene	ND	0.0010	EPA 8260C	10-26-15	10-26-15	
1,2-Dichloroethane	ND	0.0010	EPA 8260C	10-26-15	10-26-15	
Trichloroethene	ND	0.0010	EPA 8260C	10-26-15	10-26-15	
1,2-Dichloropropane	ND	0.0010	EPA 8260C	10-26-15	10-26-15	
Dibromomethane	ND	0.0010	EPA 8260C	10-26-15	10-26-15	
Bromodichloromethane	ND	0.0010	EPA 8260C	10-26-15	10-26-15	
2-Chloroethyl Vinyl Ether	ND	0.0051	EPA 8260C	10-26-15	10-26-15	
(cis) 1,3-Dichloropropene	ND	0.0010	EPA 8260C	10-26-15	10-26-15	
(trans) 1,3-Dichloropropene	ND	0.0010	EPA 8260C	10-26-15	10-26-15	

This report pertains to the samples analyzed in accordance with the chain of custody,
and is intended only for the use of the individual or company to whom it is addressed.

Date of Report: October 28, 2015
Samples Submitted: October 19, 2015
Laboratory Reference: 1510-139
Project: 457-007

HALOGENATED VOLATILES EPA 8260C
page 2 of 2

Analyte	Result	PQL	Method	Date Prepared	Date Analyzed	Flags
Client ID:	**P4-B11-3.0-101715**					
Laboratory ID:	10-139-45					
1,1,2-Trichloroethane	ND	0.0010	EPA 8260C	10-26-15	10-26-15	
Tetrachloroethene	0.0050	0.0010	EPA 8260C	10-26-15	10-26-15	
1,3-Dichloropropane	ND	0.0010	EPA 8260C	10-26-15	10-26-15	
Dibromochloromethane	ND	0.0010	EPA 8260C	10-26-15	10-26-15	
1,2-Dibromoethane	ND	0.0010	EPA 8260C	10-26-15	10-26-15	
Chlorobenzene	ND	0.0010	EPA 8260C	10-26-15	10-26-15	
1,1,1,2-Tetrachloroethane	ND	0.0010	EPA 8260C	10-26-15	10-26-15	
Bromoform	ND	0.0010	EPA 8260C	10-26-15	10-26-15	
Bromobenzene	ND	0.0010	EPA 8260C	10-26-15	10-26-15	
1,1,2,2-Tetrachloroethane	ND	0.0010	EPA 8260C	10-26-15	10-26-15	
1,2,3-Trichloropropane	ND	0.0010	EPA 8260C	10-26-15	10-26-15	
2-Chlorotoluene	ND	0.0010	EPA 8260C	10-26-15	10-26-15	
4-Chlorotoluene	ND	0.0010	EPA 8260C	10-26-15	10-26-15	
1,3-Dichlorobenzene	ND	0.0010	EPA 8260C	10-26-15	10-26-15	
1,4-Dichlorobenzene	ND	0.0010	EPA 8260C	10-26-15	10-26-15	
1,2-Dichlorobenzene	ND	0.0010	EPA 8260C	10-26-15	10-26-15	
1,2-Dibromo-3-chloropropane	ND	0.0051	EPA 8260C	10-26-15	10-26-15	
1,2,4-Trichlorobenzene	ND	0.0010	EPA 8260C	10-26-15	10-26-15	
Hexachlorobutadiene	ND	0.0051	EPA 8260C	10-26-15	10-26-15	
1,2,3-Trichlorobenzene	ND	0.0010	EPA 8260C	10-26-15	10-26-15	
Surrogate:	*Percent Recovery*	*Control Limits*				
Dibromofluoromethane	*97*	*76-131*				
Toluene-d8	*99*	*83-126*				
4-Bromofluorobenzene	*116*	*60-146*				

This report pertains to the samples analyzed in accordance with the chain of custody,
and is intended only for the use of the individual or company to whom it is addressed.

Date of Report: October 28, 2015
Samples Submitted: October 19, 2015
Laboratory Reference: 1510-139
Project: 457-007

HALOGENATED VOLATILES EPA 8260C
page 1 of 2

Matrix: Soil
Units: mg/kg

Analyte	Result	PQL	Method	Date Prepared	Date Analyzed	Flags
Client ID:	**P4-B11-5.0-101715**					
Laboratory ID:	10-139-46					
Dichlorodifluoromethane	ND	0.0011	EPA 8260C	10-26-15	10-26-15	
Chloromethane	ND	0.0055	EPA 8260C	10-26-15	10-26-15	
Vinyl Chloride	ND	0.0011	EPA 8260C	10-26-15	10-26-15	
Bromomethane	ND	0.0011	EPA 8260C	10-26-15	10-26-15	
Chloroethane	ND	0.0055	EPA 8260C	10-26-15	10-26-15	
Trichlorofluoromethane	ND	0.0011	EPA 8260C	10-26-15	10-26-15	
1,1-Dichloroethene	ND	0.0011	EPA 8260C	10-26-15	10-26-15	
Iodomethane	ND	0.0055	EPA 8260C	10-26-15	10-26-15	
Methylene Chloride	ND	0.0055	EPA 8260C	10-26-15	10-26-15	
(trans) 1,2-Dichloroethene	ND	0.0011	EPA 8260C	10-26-15	10-26-15	
1,1-Dichloroethane	ND	0.0011	EPA 8260C	10-26-15	10-26-15	
2,2-Dichloropropane	ND	0.0011	EPA 8260C	10-26-15	10-26-15	
(cis) 1,2-Dichloroethene	ND	0.0011	EPA 8260C	10-26-15	10-26-15	
Bromochloromethane	ND	0.0011	EPA 8260C	10-26-15	10-26-15	
Chloroform	ND	0.0011	EPA 8260C	10-26-15	10-26-15	
1,1,1-Trichloroethane	ND	0.0011	EPA 8260C	10-26-15	10-26-15	
Carbon Tetrachloride	ND	0.0011	EPA 8260C	10-26-15	10-26-15	
1,1-Dichloropropene	ND	0.0011	EPA 8260C	10-26-15	10-26-15	
1,2-Dichloroethane	ND	0.0011	EPA 8260C	10-26-15	10-26-15	
Trichloroethene	ND	0.0011	EPA 8260C	10-26-15	10-26-15	
1,2-Dichloropropane	ND	0.0011	EPA 8260C	10-26-15	10-26-15	
Dibromomethane	ND	0.0011	EPA 8260C	10-26-15	10-26-15	
Bromodichloromethane	ND	0.0011	EPA 8260C	10-26-15	10-26-15	
2-Chloroethyl Vinyl Ether	ND	0.0055	EPA 8260C	10-26-15	10-26-15	
(cis) 1,3-Dichloropropene	ND	0.0011	EPA 8260C	10-26-15	10-26-15	
(trans) 1,3-Dichloropropene	ND	0.0011	EPA 8260C	10-26-15	10-26-15	

This report pertains to the samples analyzed in accordance with the chain of custody,
and is intended only for the use of the individual or company to whom it is addressed.

Date of Report: October 28, 2015
Samples Submitted: October 19, 2015
Laboratory Reference: 1510-139
Project: 457-007

HALOGENATED VOLATILES EPA 8260C
page 2 of 2

Analyte	Result	PQL	Method	Date Prepared	Date Analyzed	Flags
Client ID:	**P4-B11-5.0-101715**					
Laboratory ID:	10-139-46					
1,1,2-Trichloroethane	ND	0.0011	EPA 8260C	10-26-15	10-26-15	
Tetrachloroethene	0.0059	0.0011	EPA 8260C	10-26-15	10-26-15	
1,3-Dichloropropane	ND	0.0011	EPA 8260C	10-26-15	10-26-15	
Dibromochloromethane	ND	0.0011	EPA 8260C	10-26-15	10-26-15	
1,2-Dibromoethane	ND	0.0011	EPA 8260C	10-26-15	10-26-15	
Chlorobenzene	ND	0.0011	EPA 8260C	10-26-15	10-26-15	
1,1,1,2-Tetrachloroethane	ND	0.0011	EPA 8260C	10-26-15	10-26-15	
Bromoform	ND	0.0011	EPA 8260C	10-26-15	10-26-15	
Bromobenzene	ND	0.0011	EPA 8260C	10-26-15	10-26-15	
1,1,2,2-Tetrachloroethane	ND	0.0011	EPA 8260C	10-26-15	10-26-15	
1,2,3-Trichloropropane	ND	0.0011	EPA 8260C	10-26-15	10-26-15	
2-Chlorotoluene	ND	0.0011	EPA 8260C	10-26-15	10-26-15	
4-Chlorotoluene	ND	0.0011	EPA 8260C	10-26-15	10-26-15	
1,3-Dichlorobenzene	ND	0.0011	EPA 8260C	10-26-15	10-26-15	
1,4-Dichlorobenzene	ND	0.0011	EPA 8260C	10-26-15	10-26-15	
1,2-Dichlorobenzene	ND	0.0011	EPA 8260C	10-26-15	10-26-15	
1,2-Dibromo-3-chloropropane	ND	0.0055	EPA 8260C	10-26-15	10-26-15	
1,2,4-Trichlorobenzene	ND	0.0011	EPA 8260C	10-26-15	10-26-15	
Hexachlorobutadiene	ND	0.0055	EPA 8260C	10-26-15	10-26-15	
1,2,3-Trichlorobenzene	ND	0.0011	EPA 8260C	10-26-15	10-26-15	
Surrogate:	*Percent Recovery*	*Control Limits*				
Dibromofluoromethane	*84*	*76-131*				
Toluene-d8	*85*	*83-126*				
4-Bromofluorobenzene	*95*	*60-146*				

This report pertains to the samples analyzed in accordance with the chain of custody,
and is intended only for the use of the individual or company to whom it is addressed.

Date of Report: October 28, 2015
Samples Submitted: October 19, 2015
Laboratory Reference: 1510-139
Project: 457-007

HALOGENATED VOLATILES EPA 8260C
page 1 of 2

Matrix: Soil
Units: mg/kg

Analyte	Result	PQL	Method	Date Prepared	Date Analyzed	Flags
Client ID:	**P4-B11-8.0-101715**					
Laboratory ID:	10-139-47					
Dichlorodifluoromethane	ND	0.0010	EPA 8260C	10-26-15	10-26-15	
Chloromethane	ND	0.0052	EPA 8260C	10-26-15	10-26-15	
Vinyl Chloride	ND	0.0010	EPA 8260C	10-26-15	10-26-15	
Bromomethane	ND	0.0010	EPA 8260C	10-26-15	10-26-15	
Chloroethane	ND	0.0052	EPA 8260C	10-26-15	10-26-15	
Trichlorofluoromethane	ND	0.0010	EPA 8260C	10-26-15	10-26-15	
1,1-Dichloroethene	ND	0.0010	EPA 8260C	10-26-15	10-26-15	
Iodomethane	ND	0.0052	EPA 8260C	10-26-15	10-26-15	
Methylene Chloride	ND	0.0052	EPA 8260C	10-26-15	10-26-15	
(trans) 1,2-Dichloroethene	ND	0.0010	EPA 8260C	10-26-15	10-26-15	
1,1-Dichloroethane	ND	0.0010	EPA 8260C	10-26-15	10-26-15	
2,2-Dichloropropane	ND	0.0010	EPA 8260C	10-26-15	10-26-15	
(cis) 1,2-Dichloroethene	ND	0.0010	EPA 8260C	10-26-15	10-26-15	
Bromochloromethane	ND	0.0010	EPA 8260C	10-26-15	10-26-15	
Chloroform	ND	0.0010	EPA 8260C	10-26-15	10-26-15	
1,1,1-Trichloroethane	ND	0.0010	EPA 8260C	10-26-15	10-26-15	
Carbon Tetrachloride	ND	0.0010	EPA 8260C	10-26-15	10-26-15	
1,1-Dichloropropene	ND	0.0010	EPA 8260C	10-26-15	10-26-15	
1,2-Dichloroethane	ND	0.0010	EPA 8260C	10-26-15	10-26-15	
Trichloroethene	ND	0.0010	EPA 8260C	10-26-15	10-26-15	
1,2-Dichloropropane	ND	0.0010	EPA 8260C	10-26-15	10-26-15	
Dibromomethane	ND	0.0010	EPA 8260C	10-26-15	10-26-15	
Bromodichloromethane	ND	0.0010	EPA 8260C	10-26-15	10-26-15	
2-Chloroethyl Vinyl Ether	ND	0.0052	EPA 8260C	10-26-15	10-26-15	
(cis) 1,3-Dichloropropene	ND	0.0010	EPA 8260C	10-26-15	10-26-15	
(trans) 1,3-Dichloropropene	ND	0.0010	EPA 8260C	10-26-15	10-26-15	

This report pertains to the samples analyzed in accordance with the chain of custody,
and is intended only for the use of the individual or company to whom it is addressed.

Date of Report: October 28, 2015
Samples Submitted: October 19, 2015
Laboratory Reference: 1510-139
Project: 457-007

HALOGENATED VOLATILES EPA 8260C
page 2 of 2

Analyte	Result	PQL	Method	Date Prepared	Date Analyzed	Flags
Client ID:	**P4-B11-8.0-101715**					
Laboratory ID:	10-139-47					
1,1,2-Trichloroethane	ND	0.0010	EPA 8260C	10-26-15	10-26-15	
Tetrachloroethene	0.0039	0.0010	EPA 8260C	10-26-15	10-26-15	
1,3-Dichloropropane	ND	0.0010	EPA 8260C	10-26-15	10-26-15	
Dibromochloromethane	ND	0.0010	EPA 8260C	10-26-15	10-26-15	
1,2-Dibromoethane	ND	0.0010	EPA 8260C	10-26-15	10-26-15	
Chlorobenzene	ND	0.0010	EPA 8260C	10-26-15	10-26-15	
1,1,1,2-Tetrachloroethane	ND	0.0010	EPA 8260C	10-26-15	10-26-15	
Bromoform	ND	0.0010	EPA 8260C	10-26-15	10-26-15	
Bromobenzene	ND	0.0010	EPA 8260C	10-26-15	10-26-15	
1,1,2,2-Tetrachloroethane	ND	0.0010	EPA 8260C	10-26-15	10-26-15	
1,2,3-Trichloropropane	ND	0.0010	EPA 8260C	10-26-15	10-26-15	
2-Chlorotoluene	ND	0.0010	EPA 8260C	10-26-15	10-26-15	
4-Chlorotoluene	ND	0.0010	EPA 8260C	10-26-15	10-26-15	
1,3-Dichlorobenzene	ND	0.0010	EPA 8260C	10-26-15	10-26-15	
1,4-Dichlorobenzene	ND	0.0010	EPA 8260C	10-26-15	10-26-15	
1,2-Dichlorobenzene	ND	0.0010	EPA 8260C	10-26-15	10-26-15	
1,2-Dibromo-3-chloropropane	ND	0.0052	EPA 8260C	10-26-15	10-26-15	
1,2,4-Trichlorobenzene	ND	0.0010	EPA 8260C	10-26-15	10-26-15	
Hexachlorobutadiene	ND	0.0052	EPA 8260C	10-26-15	10-26-15	
1,2,3-Trichlorobenzene	ND	0.0010	EPA 8260C	10-26-15	10-26-15	
Surrogate:	*Percent Recovery*	*Control Limits*				
Dibromofluoromethane	*95*	*76-131*				
Toluene-d8	*99*	*83-126*				
4-Bromofluorobenzene	*112*	*60-146*				

This report pertains to the samples analyzed in accordance with the chain of custody,
and is intended only for the use of the individual or company to whom it is addressed.

Date of Report: October 28, 2015
Samples Submitted: October 19, 2015
Laboratory Reference: 1510-139
Project: 457-007

HALOGENATED VOLATILES EPA 8260C
page 1 of 2

Matrix: Soil
Units: mg/kg

Analyte	Result	PQL	Method	Date Prepared	Date Analyzed	Flags
Client ID:	**P4-B12-1.0-101715**					
Laboratory ID:	10-139-48					
Dichlorodifluoromethane	ND	0.0012	EPA 8260C	10-26-15	10-26-15	
Chloromethane	ND	0.0059	EPA 8260C	10-26-15	10-26-15	
Vinyl Chloride	ND	0.0012	EPA 8260C	10-26-15	10-26-15	
Bromomethane	ND	0.0012	EPA 8260C	10-26-15	10-26-15	
Chloroethane	ND	0.0059	EPA 8260C	10-26-15	10-26-15	
Trichlorofluoromethane	ND	0.0012	EPA 8260C	10-26-15	10-26-15	
1,1-Dichloroethene	ND	0.0012	EPA 8260C	10-26-15	10-26-15	
Iodomethane	ND	0.0059	EPA 8260C	10-26-15	10-26-15	
Methylene Chloride	ND	0.0059	EPA 8260C	10-26-15	10-26-15	
(trans) 1,2-Dichloroethene	ND	0.0012	EPA 8260C	10-26-15	10-26-15	
1,1-Dichloroethane	ND	0.0012	EPA 8260C	10-26-15	10-26-15	
2,2-Dichloropropane	ND	0.0012	EPA 8260C	10-26-15	10-26-15	
(cis) 1,2-Dichloroethene	ND	0.0012	EPA 8260C	10-26-15	10-26-15	
Bromochloromethane	ND	0.0012	EPA 8260C	10-26-15	10-26-15	
Chloroform	ND	0.0012	EPA 8260C	10-26-15	10-26-15	
1,1,1-Trichloroethane	ND	0.0012	EPA 8260C	10-26-15	10-26-15	
Carbon Tetrachloride	ND	0.0012	EPA 8260C	10-26-15	10-26-15	
1,1-Dichloropropene	ND	0.0012	EPA 8260C	10-26-15	10-26-15	
1,2-Dichloroethane	ND	0.0012	EPA 8260C	10-26-15	10-26-15	
Trichloroethene	0.0028	0.0012	EPA 8260C	10-26-15	10-26-15	
1,2-Dichloropropane	ND	0.0012	EPA 8260C	10-26-15	10-26-15	
Dibromomethane	ND	0.0012	EPA 8260C	10-26-15	10-26-15	
Bromodichloromethane	ND	0.0012	EPA 8260C	10-26-15	10-26-15	
2-Chloroethyl Vinyl Ether	ND	0.0059	EPA 8260C	10-26-15	10-26-15	
(cis) 1,3-Dichloropropene	ND	0.0012	EPA 8260C	10-26-15	10-26-15	
(trans) 1,3-Dichloropropene	ND	0.0012	EPA 8260C	10-26-15	10-26-15	

This report pertains to the samples analyzed in accordance with the chain of custody,
and is intended only for the use of the individual or company to whom it is addressed.

Date of Report: October 28, 2015
Samples Submitted: October 19, 2015
Laboratory Reference: 1510-139
Project: 457-007

HALOGENATED VOLATILES EPA 8260C
page 2 of 2

Analyte	Result	PQL	Method	Date Prepared	Date Analyzed	Flags
Client ID:	**P4-B12-1.0-101715**					
Laboratory ID:	10-139-48					
1,1,2-Trichloroethane	ND	0.0012	EPA 8260C	10-26-15	10-26-15	
Tetrachloroethene	0.028	0.0012	EPA 8260C	10-26-15	10-26-15	
1,3-Dichloropropane	ND	0.0012	EPA 8260C	10-26-15	10-26-15	
Dibromochloromethane	ND	0.0012	EPA 8260C	10-26-15	10-26-15	
1,2-Dibromoethane	ND	0.0012	EPA 8260C	10-26-15	10-26-15	
Chlorobenzene	ND	0.0012	EPA 8260C	10-26-15	10-26-15	
1,1,1,2-Tetrachloroethane	ND	0.0012	EPA 8260C	10-26-15	10-26-15	
Bromoform	ND	0.0012	EPA 8260C	10-26-15	10-26-15	
Bromobenzene	ND	0.0012	EPA 8260C	10-26-15	10-26-15	
1,1,2,2-Tetrachloroethane	ND	0.0012	EPA 8260C	10-26-15	10-26-15	
1,2,3-Trichloropropane	ND	0.0012	EPA 8260C	10-26-15	10-26-15	
2-Chlorotoluene	ND	0.0012	EPA 8260C	10-26-15	10-26-15	
4-Chlorotoluene	ND	0.0012	EPA 8260C	10-26-15	10-26-15	
1,3-Dichlorobenzene	ND	0.0012	EPA 8260C	10-26-15	10-26-15	
1,4-Dichlorobenzene	ND	0.0012	EPA 8260C	10-26-15	10-26-15	
1,2-Dichlorobenzene	ND	0.0012	EPA 8260C	10-26-15	10-26-15	
1,2-Dibromo-3-chloropropane	ND	0.0059	EPA 8260C	10-26-15	10-26-15	
1,2,4-Trichlorobenzene	ND	0.0012	EPA 8260C	10-26-15	10-26-15	
Hexachlorobutadiene	ND	0.0059	EPA 8260C	10-26-15	10-26-15	
1,2,3-Trichlorobenzene	ND	0.0012	EPA 8260C	10-26-15	10-26-15	
Surrogate:	*Percent Recovery*	*Control Limits*				
Dibromofluoromethane	*93*	*76-131*				
Toluene-d8	*93*	*83-126*				
4-Bromofluorobenzene	*105*	*60-146*				

This report pertains to the samples analyzed in accordance with the chain of custody,
and is intended only for the use of the individual or company to whom it is addressed.

Date of Report: October 28, 2015
Samples Submitted: October 19, 2015
Laboratory Reference: 1510-139
Project: 457-007

HALOGENATED VOLATILES EPA 8260C
page 1 of 2

Matrix: Soil
Units: mg/kg

Analyte	Result	PQL	Method	Date Prepared	Date Analyzed	Flags
Client ID:	**P4-B12-2.8-101715**					
Laboratory ID:	10-139-49					
Dichlorodifluoromethane	ND	0.0011	EPA 8260C	10-26-15	10-26-15	
Chloromethane	ND	0.0053	EPA 8260C	10-26-15	10-26-15	
Vinyl Chloride	ND	0.0011	EPA 8260C	10-26-15	10-26-15	
Bromomethane	ND	0.0011	EPA 8260C	10-26-15	10-26-15	
Chloroethane	ND	0.0053	EPA 8260C	10-26-15	10-26-15	
Trichlorofluoromethane	ND	0.0011	EPA 8260C	10-26-15	10-26-15	
1,1-Dichloroethene	ND	0.0011	EPA 8260C	10-26-15	10-26-15	
Iodomethane	ND	0.0053	EPA 8260C	10-26-15	10-26-15	
Methylene Chloride	ND	0.0053	EPA 8260C	10-26-15	10-26-15	
(trans) 1,2-Dichloroethene	ND	0.0011	EPA 8260C	10-26-15	10-26-15	
1,1-Dichloroethane	ND	0.0011	EPA 8260C	10-26-15	10-26-15	
2,2-Dichloropropane	ND	0.0011	EPA 8260C	10-26-15	10-26-15	
(cis) 1,2-Dichloroethene	ND	0.0011	EPA 8260C	10-26-15	10-26-15	
Bromochloromethane	ND	0.0011	EPA 8260C	10-26-15	10-26-15	
Chloroform	ND	0.0011	EPA 8260C	10-26-15	10-26-15	
1,1,1-Trichloroethane	ND	0.0011	EPA 8260C	10-26-15	10-26-15	
Carbon Tetrachloride	ND	0.0011	EPA 8260C	10-26-15	10-26-15	
1,1-Dichloropropene	ND	0.0011	EPA 8260C	10-26-15	10-26-15	
1,2-Dichloroethane	ND	0.0011	EPA 8260C	10-26-15	10-26-15	
Trichloroethene	ND	0.0011	EPA 8260C	10-26-15	10-26-15	
1,2-Dichloropropane	ND	0.0011	EPA 8260C	10-26-15	10-26-15	
Dibromomethane	ND	0.0011	EPA 8260C	10-26-15	10-26-15	
Bromodichloromethane	ND	0.0011	EPA 8260C	10-26-15	10-26-15	
2-Chloroethyl Vinyl Ether	ND	0.0053	EPA 8260C	10-26-15	10-26-15	
(cis) 1,3-Dichloropropene	ND	0.0011	EPA 8260C	10-26-15	10-26-15	
(trans) 1,3-Dichloropropene	ND	0.0011	EPA 8260C	10-26-15	10-26-15	

This report pertains to the samples analyzed in accordance with the chain of custody,
and is intended only for the use of the individual or company to whom it is addressed.

Date of Report: October 28, 2015
Samples Submitted: October 19, 2015
Laboratory Reference: 1510-139
Project: 457-007

HALOGENATED VOLATILES EPA 8260C
page 2 of 2

Analyte	Result	PQL	Method	Date Prepared	Date Analyzed	Flags
Client ID:	**P4-B12-2.8-101715**					
Laboratory ID:	10-139-49					
1,1,2-Trichloroethane	ND	0.0011	EPA 8260C	10-26-15	10-26-15	
Tetrachloroethene	0.0059	0.0011	EPA 8260C	10-26-15	10-26-15	
1,3-Dichloropropane	ND	0.0011	EPA 8260C	10-26-15	10-26-15	
Dibromochloromethane	ND	0.0011	EPA 8260C	10-26-15	10-26-15	
1,2-Dibromoethane	ND	0.0011	EPA 8260C	10-26-15	10-26-15	
Chlorobenzene	ND	0.0011	EPA 8260C	10-26-15	10-26-15	
1,1,1,2-Tetrachloroethane	ND	0.0011	EPA 8260C	10-26-15	10-26-15	
Bromoform	ND	0.0011	EPA 8260C	10-26-15	10-26-15	
Bromobenzene	ND	0.0011	EPA 8260C	10-26-15	10-26-15	
1,1,2,2-Tetrachloroethane	ND	0.0011	EPA 8260C	10-26-15	10-26-15	
1,2,3-Trichloropropane	ND	0.0011	EPA 8260C	10-26-15	10-26-15	
2-Chlorotoluene	ND	0.0011	EPA 8260C	10-26-15	10-26-15	
4-Chlorotoluene	ND	0.0011	EPA 8260C	10-26-15	10-26-15	
1,3-Dichlorobenzene	ND	0.0011	EPA 8260C	10-26-15	10-26-15	
1,4-Dichlorobenzene	ND	0.0011	EPA 8260C	10-26-15	10-26-15	
1,2-Dichlorobenzene	ND	0.0011	EPA 8260C	10-26-15	10-26-15	
1,2-Dibromo-3-chloropropane	ND	0.0053	EPA 8260C	10-26-15	10-26-15	
1,2,4-Trichlorobenzene	ND	0.0011	EPA 8260C	10-26-15	10-26-15	
Hexachlorobutadiene	ND	0.0053	EPA 8260C	10-26-15	10-26-15	
1,2,3-Trichlorobenzene	ND	0.0011	EPA 8260C	10-26-15	10-26-15	
Surrogate:	*Percent Recovery*	*Control Limits*				
Dibromofluoromethane	*90*	*76-131*				
Toluene-d8	*95*	*83-126*				
4-Bromofluorobenzene	*107*	*60-146*				

This report pertains to the samples analyzed in accordance with the chain of custody,
and is intended only for the use of the individual or company to whom it is addressed.

Date of Report: October 28, 2015
Samples Submitted: October 19, 2015
Laboratory Reference: 1510-139
Project: 457-007

HALOGENATED VOLATILES EPA 8260C
page 1 of 2

Matrix: Soil
Units: mg/kg

Analyte	Result	PQL	Method	Date Prepared	Date Analyzed	Flags
Client ID:	**P4-B12-5.0-101715**					
Laboratory ID:	10-139-50					
Dichlorodifluoromethane	ND	0.0010	EPA 8260C	10-26-15	10-26-15	
Chloromethane	ND	0.0052	EPA 8260C	10-26-15	10-26-15	
Vinyl Chloride	ND	0.0010	EPA 8260C	10-26-15	10-26-15	
Bromomethane	ND	0.0010	EPA 8260C	10-26-15	10-26-15	
Chloroethane	ND	0.0052	EPA 8260C	10-26-15	10-26-15	
Trichlorofluoromethane	ND	0.0010	EPA 8260C	10-26-15	10-26-15	
1,1-Dichloroethene	ND	0.0010	EPA 8260C	10-26-15	10-26-15	
Iodomethane	ND	0.0052	EPA 8260C	10-26-15	10-26-15	
Methylene Chloride	ND	0.0052	EPA 8260C	10-26-15	10-26-15	
(trans) 1,2-Dichloroethene	ND	0.0010	EPA 8260C	10-26-15	10-26-15	
1,1-Dichloroethane	ND	0.0010	EPA 8260C	10-26-15	10-26-15	
2,2-Dichloropropane	ND	0.0010	EPA 8260C	10-26-15	10-26-15	
(cis) 1,2-Dichloroethene	ND	0.0010	EPA 8260C	10-26-15	10-26-15	
Bromochloromethane	ND	0.0010	EPA 8260C	10-26-15	10-26-15	
Chloroform	ND	0.0010	EPA 8260C	10-26-15	10-26-15	
1,1,1-Trichloroethane	ND	0.0010	EPA 8260C	10-26-15	10-26-15	
Carbon Tetrachloride	ND	0.0010	EPA 8260C	10-26-15	10-26-15	
1,1-Dichloropropene	ND	0.0010	EPA 8260C	10-26-15	10-26-15	
1,2-Dichloroethane	ND	0.0010	EPA 8260C	10-26-15	10-26-15	
Trichloroethene	0.0011	0.0010	EPA 8260C	10-26-15	10-26-15	
1,2-Dichloropropane	ND	0.0010	EPA 8260C	10-26-15	10-26-15	
Dibromomethane	ND	0.0010	EPA 8260C	10-26-15	10-26-15	
Bromodichloromethane	ND	0.0010	EPA 8260C	10-26-15	10-26-15	
2-Chloroethyl Vinyl Ether	ND	0.0052	EPA 8260C	10-26-15	10-26-15	
(cis) 1,3-Dichloropropene	ND	0.0010	EPA 8260C	10-26-15	10-26-15	
(trans) 1,3-Dichloropropene	ND	0.0010	EPA 8260C	10-26-15	10-26-15	

This report pertains to the samples analyzed in accordance with the chain of custody,
and is intended only for the use of the individual or company to whom it is addressed.

Date of Report: October 28, 2015
Samples Submitted: October 19, 2015
Laboratory Reference: 1510-139
Project: 457-007

HALOGENATED VOLATILES EPA 8260C
page 2 of 2

Analyte	Result	PQL	Method	Date Prepared	Date Analyzed	Flags
Client ID:	**P4-B12-5.0-101715**					
Laboratory ID:	10-139-50					
1,1,2-Trichloroethane	ND	0.0010	EPA 8260C	10-26-15	10-26-15	
Tetrachloroethene	0.0089	0.0010	EPA 8260C	10-26-15	10-26-15	
1,3-Dichloropropane	ND	0.0010	EPA 8260C	10-26-15	10-26-15	
Dibromochloromethane	ND	0.0010	EPA 8260C	10-26-15	10-26-15	
1,2-Dibromoethane	ND	0.0010	EPA 8260C	10-26-15	10-26-15	
Chlorobenzene	ND	0.0010	EPA 8260C	10-26-15	10-26-15	
1,1,1,2-Tetrachloroethane	ND	0.0010	EPA 8260C	10-26-15	10-26-15	
Bromoform	ND	0.0010	EPA 8260C	10-26-15	10-26-15	
Bromobenzene	ND	0.0010	EPA 8260C	10-26-15	10-26-15	
1,1,2,2-Tetrachloroethane	ND	0.0010	EPA 8260C	10-26-15	10-26-15	
1,2,3-Trichloropropane	ND	0.0010	EPA 8260C	10-26-15	10-26-15	
2-Chlorotoluene	ND	0.0010	EPA 8260C	10-26-15	10-26-15	
4-Chlorotoluene	ND	0.0010	EPA 8260C	10-26-15	10-26-15	
1,3-Dichlorobenzene	ND	0.0010	EPA 8260C	10-26-15	10-26-15	
1,4-Dichlorobenzene	ND	0.0010	EPA 8260C	10-26-15	10-26-15	
1,2-Dichlorobenzene	ND	0.0010	EPA 8260C	10-26-15	10-26-15	
1,2-Dibromo-3-chloropropane	ND	0.0052	EPA 8260C	10-26-15	10-26-15	
1,2,4-Trichlorobenzene	ND	0.0010	EPA 8260C	10-26-15	10-26-15	
Hexachlorobutadiene	ND	0.0052	EPA 8260C	10-26-15	10-26-15	
1,2,3-Trichlorobenzene	ND	0.0010	EPA 8260C	10-26-15	10-26-15	
Surrogate:	*Percent Recovery*	*Control Limits*				
Dibromofluoromethane	*97*	*76-131*				
Toluene-d8	*100*	*83-126*				
4-Bromofluorobenzene	*115*	*60-146*				

This report pertains to the samples analyzed in accordance with the chain of custody,
and is intended only for the use of the individual or company to whom it is addressed.

Date of Report: October 28, 2015
Samples Submitted: October 19, 2015
Laboratory Reference: 1510-139
Project: 457-007

HALOGENATED VOLATILES EPA 8260C
page 1 of 2

Matrix: Soil
Units: mg/kg

Analyte	Result	PQL	Method	Date Prepared	Date Analyzed	Flags
Client ID:	**P4-B12-8.0-101715**					
Laboratory ID:	10-139-51					
Dichlorodifluoromethane	ND	0.0011	EPA 8260C	10-26-15	10-26-15	
Chloromethane	ND	0.0056	EPA 8260C	10-26-15	10-26-15	
Vinyl Chloride	ND	0.0011	EPA 8260C	10-26-15	10-26-15	
Bromomethane	ND	0.0011	EPA 8260C	10-26-15	10-26-15	
Chloroethane	ND	0.0056	EPA 8260C	10-26-15	10-26-15	
Trichlorofluoromethane	ND	0.0011	EPA 8260C	10-26-15	10-26-15	
1,1-Dichloroethene	ND	0.0011	EPA 8260C	10-26-15	10-26-15	
Iodomethane	ND	0.0056	EPA 8260C	10-26-15	10-26-15	
Methylene Chloride	ND	0.0056	EPA 8260C	10-26-15	10-26-15	
(trans) 1,2-Dichloroethene	ND	0.0011	EPA 8260C	10-26-15	10-26-15	
1,1-Dichloroethane	ND	0.0011	EPA 8260C	10-26-15	10-26-15	
2,2-Dichloropropane	ND	0.0011	EPA 8260C	10-26-15	10-26-15	
(cis) 1,2-Dichloroethene	ND	0.0011	EPA 8260C	10-26-15	10-26-15	
Bromochloromethane	ND	0.0011	EPA 8260C	10-26-15	10-26-15	
Chloroform	ND	0.0011	EPA 8260C	10-26-15	10-26-15	
1,1,1-Trichloroethane	ND	0.0011	EPA 8260C	10-26-15	10-26-15	
Carbon Tetrachloride	ND	0.0011	EPA 8260C	10-26-15	10-26-15	
1,1-Dichloropropene	ND	0.0011	EPA 8260C	10-26-15	10-26-15	
1,2-Dichloroethane	ND	0.0011	EPA 8260C	10-26-15	10-26-15	
Trichloroethene	ND	0.0011	EPA 8260C	10-26-15	10-26-15	
1,2-Dichloropropane	ND	0.0011	EPA 8260C	10-26-15	10-26-15	
Dibromomethane	ND	0.0011	EPA 8260C	10-26-15	10-26-15	
Bromodichloromethane	ND	0.0011	EPA 8260C	10-26-15	10-26-15	
2-Chloroethyl Vinyl Ether	ND	0.0056	EPA 8260C	10-26-15	10-26-15	
(cis) 1,3-Dichloropropene	ND	0.0011	EPA 8260C	10-26-15	10-26-15	
(trans) 1,3-Dichloropropene	ND	0.0011	EPA 8260C	10-26-15	10-26-15	

This report pertains to the samples analyzed in accordance with the chain of custody,
and is intended only for the use of the individual or company to whom it is addressed.

Date of Report: October 28, 2015
Samples Submitted: October 19, 2015
Laboratory Reference: 1510-139
Project: 457-007

HALOGENATED VOLATILES EPA 8260C
page 2 of 2

Analyte	Result	PQL	Method	Date Prepared	Date Analyzed	Flags
Client ID:	**P4-B12-8.0-101715**					
Laboratory ID:	10-139-51					
1,1,2-Trichloroethane	ND	0.0011	EPA 8260C	10-26-15	10-26-15	
Tetrachloroethene	0.0014	0.0011	EPA 8260C	10-26-15	10-26-15	
1,3-Dichloropropane	ND	0.0011	EPA 8260C	10-26-15	10-26-15	
Dibromochloromethane	ND	0.0011	EPA 8260C	10-26-15	10-26-15	
1,2-Dibromoethane	ND	0.0011	EPA 8260C	10-26-15	10-26-15	
Chlorobenzene	ND	0.0011	EPA 8260C	10-26-15	10-26-15	
1,1,1,2-Tetrachloroethane	ND	0.0011	EPA 8260C	10-26-15	10-26-15	
Bromoform	ND	0.0011	EPA 8260C	10-26-15	10-26-15	
Bromobenzene	ND	0.0011	EPA 8260C	10-26-15	10-26-15	
1,1,2,2-Tetrachloroethane	ND	0.0011	EPA 8260C	10-26-15	10-26-15	
1,2,3-Trichloropropane	ND	0.0011	EPA 8260C	10-26-15	10-26-15	
2-Chlorotoluene	ND	0.0011	EPA 8260C	10-26-15	10-26-15	
4-Chlorotoluene	ND	0.0011	EPA 8260C	10-26-15	10-26-15	
1,3-Dichlorobenzene	ND	0.0011	EPA 8260C	10-26-15	10-26-15	
1,4-Dichlorobenzene	ND	0.0011	EPA 8260C	10-26-15	10-26-15	
1,2-Dichlorobenzene	ND	0.0011	EPA 8260C	10-26-15	10-26-15	
1,2-Dibromo-3-chloropropane	ND	0.0056	EPA 8260C	10-26-15	10-26-15	
1,2,4-Trichlorobenzene	ND	0.0011	EPA 8260C	10-26-15	10-26-15	
Hexachlorobutadiene	ND	0.0056	EPA 8260C	10-26-15	10-26-15	
1,2,3-Trichlorobenzene	ND	0.0011	EPA 8260C	10-26-15	10-26-15	
Surrogate:	*Percent Recovery*	*Control Limits*				
Dibromofluoromethane	*93*	*76-131*				
Toluene-d8	*95*	*83-126*				
4-Bromofluorobenzene	*111*	*60-146*				

This report pertains to the samples analyzed in accordance with the chain of custody,
and is intended only for the use of the individual or company to whom it is addressed.

Date of Report: October 28, 2015
Samples Submitted: October 19, 2015
Laboratory Reference: 1510-139
Project: 457-007

HALOGENATED VOLATILES EPA 8260C
page 1 of 2

Matrix: Soil
Units: mg/kg

Analyte	Result	PQL	Method	Date Prepared	Date Analyzed	Flags
Client ID:	**P4-B13-1.0-101715**					
Laboratory ID:	10-139-52					
Dichlorodifluoromethane	ND	0.0010	EPA 8260C	10-26-15	10-26-15	
Chloromethane	ND	0.0051	EPA 8260C	10-26-15	10-26-15	
Vinyl Chloride	ND	0.0010	EPA 8260C	10-26-15	10-26-15	
Bromomethane	ND	0.0010	EPA 8260C	10-26-15	10-26-15	
Chloroethane	ND	0.0051	EPA 8260C	10-26-15	10-26-15	
Trichlorofluoromethane	ND	0.0010	EPA 8260C	10-26-15	10-26-15	
1,1-Dichloroethene	ND	0.0010	EPA 8260C	10-26-15	10-26-15	
Iodomethane	ND	0.0051	EPA 8260C	10-26-15	10-26-15	
Methylene Chloride	ND	0.0051	EPA 8260C	10-26-15	10-26-15	
(trans) 1,2-Dichloroethene	ND	0.0010	EPA 8260C	10-26-15	10-26-15	
1,1-Dichloroethane	ND	0.0010	EPA 8260C	10-26-15	10-26-15	
2,2-Dichloropropane	ND	0.0010	EPA 8260C	10-26-15	10-26-15	
(cis) 1,2-Dichloroethene	ND	0.0010	EPA 8260C	10-26-15	10-26-15	
Bromochloromethane	ND	0.0010	EPA 8260C	10-26-15	10-26-15	
Chloroform	ND	0.0010	EPA 8260C	10-26-15	10-26-15	
1,1,1-Trichloroethane	ND	0.0010	EPA 8260C	10-26-15	10-26-15	
Carbon Tetrachloride	ND	0.0010	EPA 8260C	10-26-15	10-26-15	
1,1-Dichloropropene	ND	0.0010	EPA 8260C	10-26-15	10-26-15	
1,2-Dichloroethane	ND	0.0010	EPA 8260C	10-26-15	10-26-15	
Trichloroethene	0.0040	0.0010	EPA 8260C	10-26-15	10-26-15	
1,2-Dichloropropane	ND	0.0010	EPA 8260C	10-26-15	10-26-15	
Dibromomethane	ND	0.0010	EPA 8260C	10-26-15	10-26-15	
Bromodichloromethane	ND	0.0010	EPA 8260C	10-26-15	10-26-15	
2-Chloroethyl Vinyl Ether	ND	0.0051	EPA 8260C	10-26-15	10-26-15	
(cis) 1,3-Dichloropropene	ND	0.0010	EPA 8260C	10-26-15	10-26-15	
(trans) 1,3-Dichloropropene	ND	0.0010	EPA 8260C	10-26-15	10-26-15	

This report pertains to the samples analyzed in accordance with the chain of custody,
and is intended only for the use of the individual or company to whom it is addressed.

Date of Report: October 28, 2015
Samples Submitted: October 19, 2015
Laboratory Reference: 1510-139
Project: 457-007

HALOGENATED VOLATILES EPA 8260C
page 2 of 2

Analyte	Result	PQL	Method	Date Prepared	Date Analyzed	Flags
Client ID:	**P4-B13-1.0-101715**					
Laboratory ID:	10-139-52					
1,1,2-Trichloroethane	ND	0.0010	EPA 8260C	10-26-15	10-26-15	
Tetrachloroethene	0.0029	0.0010	EPA 8260C	10-26-15	10-26-15	
1,3-Dichloropropane	ND	0.0010	EPA 8260C	10-26-15	10-26-15	
Dibromochloromethane	ND	0.0010	EPA 8260C	10-26-15	10-26-15	
1,2-Dibromoethane	ND	0.0010	EPA 8260C	10-26-15	10-26-15	
Chlorobenzene	ND	0.0010	EPA 8260C	10-26-15	10-26-15	
1,1,1,2-Tetrachloroethane	ND	0.0010	EPA 8260C	10-26-15	10-26-15	
Bromoform	ND	0.0010	EPA 8260C	10-26-15	10-26-15	
Bromobenzene	ND	0.0010	EPA 8260C	10-26-15	10-26-15	
1,1,2,2-Tetrachloroethane	ND	0.0010	EPA 8260C	10-26-15	10-26-15	
1,2,3-Trichloropropane	ND	0.0010	EPA 8260C	10-26-15	10-26-15	
2-Chlorotoluene	ND	0.0010	EPA 8260C	10-26-15	10-26-15	
4-Chlorotoluene	ND	0.0010	EPA 8260C	10-26-15	10-26-15	
1,3-Dichlorobenzene	ND	0.0010	EPA 8260C	10-26-15	10-26-15	
1,4-Dichlorobenzene	ND	0.0010	EPA 8260C	10-26-15	10-26-15	
1,2-Dichlorobenzene	ND	0.0010	EPA 8260C	10-26-15	10-26-15	
1,2-Dibromo-3-chloropropane	ND	0.0051	EPA 8260C	10-26-15	10-26-15	
1,2,4-Trichlorobenzene	ND	0.0010	EPA 8260C	10-26-15	10-26-15	
Hexachlorobutadiene	ND	0.0051	EPA 8260C	10-26-15	10-26-15	
1,2,3-Trichlorobenzene	ND	0.0010	EPA 8260C	10-26-15	10-26-15	
Surrogate:	*Percent Recovery*	*Control Limits*				
Dibromofluoromethane	*93*	*76-131*				
Toluene-d8	*92*	*83-126*				
4-Bromofluorobenzene	*98*	*60-146*				

This report pertains to the samples analyzed in accordance with the chain of custody,
and is intended only for the use of the individual or company to whom it is addressed.

Date of Report: October 28, 2015
Samples Submitted: October 19, 2015
Laboratory Reference: 1510-139
Project: 457-007

HALOGENATED VOLATILES EPA 8260C
page 1 of 2

Matrix: Soil
Units: mg/kg

Analyte	Result	PQL	Method	Date Prepared	Date Analyzed	Flags
Client ID:	**P4-B13-3.0-101715**					
Laboratory ID:	10-139-53					
Dichlorodifluoromethane	ND	0.0011	EPA 8260C	10-27-15	10-27-15	
Chloromethane	ND	0.0054	EPA 8260C	10-27-15	10-27-15	
Vinyl Chloride	ND	0.0011	EPA 8260C	10-27-15	10-27-15	
Bromomethane	ND	0.0011	EPA 8260C	10-27-15	10-27-15	
Chloroethane	ND	0.0054	EPA 8260C	10-27-15	10-27-15	
Trichlorofluoromethane	ND	0.0011	EPA 8260C	10-27-15	10-27-15	
1,1-Dichloroethene	ND	0.0011	EPA 8260C	10-27-15	10-27-15	
Iodomethane	ND	0.0054	EPA 8260C	10-27-15	10-27-15	
Methylene Chloride	ND	0.0068	EPA 8260C	10-27-15	10-27-15	
(trans) 1,2-Dichloroethene	ND	0.0011	EPA 8260C	10-27-15	10-27-15	
1,1-Dichloroethane	ND	0.0011	EPA 8260C	10-27-15	10-27-15	
2,2-Dichloropropane	ND	0.0011	EPA 8260C	10-27-15	10-27-15	
(cis) 1,2-Dichloroethene	ND	0.0011	EPA 8260C	10-27-15	10-27-15	
Bromochloromethane	ND	0.0011	EPA 8260C	10-27-15	10-27-15	
Chloroform	ND	0.0011	EPA 8260C	10-27-15	10-27-15	
1,1,1-Trichloroethane	ND	0.0011	EPA 8260C	10-27-15	10-27-15	
Carbon Tetrachloride	ND	0.0011	EPA 8260C	10-27-15	10-27-15	
1,1-Dichloropropene	ND	0.0011	EPA 8260C	10-27-15	10-27-15	
1,2-Dichloroethane	ND	0.0011	EPA 8260C	10-27-15	10-27-15	
Trichloroethene	ND	0.0011	EPA 8260C	10-27-15	10-27-15	
1,2-Dichloropropane	ND	0.0011	EPA 8260C	10-27-15	10-27-15	
Dibromomethane	ND	0.0011	EPA 8260C	10-27-15	10-27-15	
Bromodichloromethane	ND	0.0011	EPA 8260C	10-27-15	10-27-15	
2-Chloroethyl Vinyl Ether	ND	0.0054	EPA 8260C	10-27-15	10-27-15	
(cis) 1,3-Dichloropropene	ND	0.0011	EPA 8260C	10-27-15	10-27-15	
(trans) 1,3-Dichloropropene	ND	0.0011	EPA 8260C	10-27-15	10-27-15	

This report pertains to the samples analyzed in accordance with the chain of custody,
and is intended only for the use of the individual or company to whom it is addressed.

Date of Report: October 28, 2015
Samples Submitted: October 19, 2015
Laboratory Reference: 1510-139
Project: 457-007

HALOGENATED VOLATILES EPA 8260C
page 2 of 2

Analyte	Result	PQL	Method	Date Prepared	Date Analyzed	Flags
Client ID:	**P4-B13-3.0-101715**					
Laboratory ID:	10-139-53					
1,1,2-Trichloroethane	ND	0.0011	EPA 8260C	10-27-15	10-27-15	
Tetrachloroethene	ND	0.0011	EPA 8260C	10-27-15	10-27-15	
1,3-Dichloropropane	ND	0.0011	EPA 8260C	10-27-15	10-27-15	
Dibromochloromethane	ND	0.0011	EPA 8260C	10-27-15	10-27-15	
1,2-Dibromoethane	ND	0.0011	EPA 8260C	10-27-15	10-27-15	
Chlorobenzene	ND	0.0011	EPA 8260C	10-27-15	10-27-15	
1,1,1,2-Tetrachloroethane	ND	0.0011	EPA 8260C	10-27-15	10-27-15	
Bromoform	ND	0.0011	EPA 8260C	10-27-15	10-27-15	
Bromobenzene	ND	0.0011	EPA 8260C	10-27-15	10-27-15	
1,1,2,2-Tetrachloroethane	ND	0.0011	EPA 8260C	10-27-15	10-27-15	
1,2,3-Trichloropropane	ND	0.0011	EPA 8260C	10-27-15	10-27-15	
2-Chlorotoluene	ND	0.0011	EPA 8260C	10-27-15	10-27-15	
4-Chlorotoluene	ND	0.0011	EPA 8260C	10-27-15	10-27-15	
1,3-Dichlorobenzene	ND	0.0011	EPA 8260C	10-27-15	10-27-15	
1,4-Dichlorobenzene	ND	0.0011	EPA 8260C	10-27-15	10-27-15	
1,2-Dichlorobenzene	ND	0.0011	EPA 8260C	10-27-15	10-27-15	
1,2-Dibromo-3-chloropropane	ND	0.0054	EPA 8260C	10-27-15	10-27-15	
1,2,4-Trichlorobenzene	ND	0.0011	EPA 8260C	10-27-15	10-27-15	
Hexachlorobutadiene	ND	0.0054	EPA 8260C	10-27-15	10-27-15	
1,2,3-Trichlorobenzene	ND	0.0011	EPA 8260C	10-27-15	10-27-15	
Surrogate:	*Percent Recovery*	*Control Limits*				
Dibromofluoromethane	*100*	*76-131*				
Toluene-d8	*104*	*83-126*				
4-Bromofluorobenzene	*117*	*60-146*				

This report pertains to the samples analyzed in accordance with the chain of custody,
and is intended only for the use of the individual or company to whom it is addressed.

Date of Report: October 28, 2015
Samples Submitted: October 19, 2015
Laboratory Reference: 1510-139
Project: 457-007

HALOGENATED VOLATILES EPA 8260C
page 1 of 2

Matrix: Soil
Units: mg/kg

Analyte	Result	PQL	Method	Date Prepared	Date Analyzed	Flags
Client ID:	**P4-B13-5.0-101715**					
Laboratory ID:	10-139-54					
Dichlorodifluoromethane	ND	0.00097	EPA 8260C	10-27-15	10-27-15	
Chloromethane	ND	0.0048	EPA 8260C	10-27-15	10-27-15	
Vinyl Chloride	ND	0.00097	EPA 8260C	10-27-15	10-27-15	
Bromomethane	ND	0.00097	EPA 8260C	10-27-15	10-27-15	
Chloroethane	ND	0.0048	EPA 8260C	10-27-15	10-27-15	
Trichlorofluoromethane	ND	0.00097	EPA 8260C	10-27-15	10-27-15	
1,1-Dichloroethene	ND	0.00097	EPA 8260C	10-27-15	10-27-15	
Iodomethane	ND	0.0048	EPA 8260C	10-27-15	10-27-15	
Methylene Chloride	ND	0.0061	EPA 8260C	10-27-15	10-27-15	
(trans) 1,2-Dichloroethene	ND	0.00097	EPA 8260C	10-27-15	10-27-15	
1,1-Dichloroethane	ND	0.00097	EPA 8260C	10-27-15	10-27-15	
2,2-Dichloropropane	ND	0.00097	EPA 8260C	10-27-15	10-27-15	
(cis) 1,2-Dichloroethene	ND	0.00097	EPA 8260C	10-27-15	10-27-15	
Bromochloromethane	ND	0.00097	EPA 8260C	10-27-15	10-27-15	
Chloroform	ND	0.00097	EPA 8260C	10-27-15	10-27-15	
1,1,1-Trichloroethane	ND	0.00097	EPA 8260C	10-27-15	10-27-15	
Carbon Tetrachloride	ND	0.00097	EPA 8260C	10-27-15	10-27-15	
1,1-Dichloropropene	ND	0.00097	EPA 8260C	10-27-15	10-27-15	
1,2-Dichloroethane	ND	0.00097	EPA 8260C	10-27-15	10-27-15	
Trichloroethene	ND	0.00097	EPA 8260C	10-27-15	10-27-15	
1,2-Dichloropropane	ND	0.00097	EPA 8260C	10-27-15	10-27-15	
Dibromomethane	ND	0.00097	EPA 8260C	10-27-15	10-27-15	
Bromodichloromethane	ND	0.00097	EPA 8260C	10-27-15	10-27-15	
2-Chloroethyl Vinyl Ether	ND	0.0048	EPA 8260C	10-27-15	10-27-15	
(cis) 1,3-Dichloropropene	ND	0.00097	EPA 8260C	10-27-15	10-27-15	
(trans) 1,3-Dichloropropene	ND	0.00097	EPA 8260C	10-27-15	10-27-15	

This report pertains to the samples analyzed in accordance with the chain of custody,
and is intended only for the use of the individual or company to whom it is addressed.

Date of Report: October 28, 2015
Samples Submitted: October 19, 2015
Laboratory Reference: 1510-139
Project: 457-007

HALOGENATED VOLATILES EPA 8260C
page 2 of 2

Analyte	Result	PQL	Method	Date Prepared	Date Analyzed	Flags
Client ID:	**P4-B13-5.0-101715**					
Laboratory ID:	10-139-54					
1,1,2-Trichloroethane	ND	0.00097	EPA 8260C	10-27-15	10-27-15	
Tetrachloroethene	ND	0.00097	EPA 8260C	10-27-15	10-27-15	
1,3-Dichloropropane	ND	0.00097	EPA 8260C	10-27-15	10-27-15	
Dibromochloromethane	ND	0.00097	EPA 8260C	10-27-15	10-27-15	
1,2-Dibromoethane	ND	0.00097	EPA 8260C	10-27-15	10-27-15	
Chlorobenzene	ND	0.00097	EPA 8260C	10-27-15	10-27-15	
1,1,1,2-Tetrachloroethane	ND	0.00097	EPA 8260C	10-27-15	10-27-15	
Bromoform	ND	0.00097	EPA 8260C	10-27-15	10-27-15	
Bromobenzene	ND	0.00097	EPA 8260C	10-27-15	10-27-15	
1,1,2,2-Tetrachloroethane	ND	0.00097	EPA 8260C	10-27-15	10-27-15	
1,2,3-Trichloropropane	ND	0.00097	EPA 8260C	10-27-15	10-27-15	
2-Chlorotoluene	ND	0.00097	EPA 8260C	10-27-15	10-27-15	
4-Chlorotoluene	ND	0.00097	EPA 8260C	10-27-15	10-27-15	
1,3-Dichlorobenzene	ND	0.00097	EPA 8260C	10-27-15	10-27-15	
1,4-Dichlorobenzene	ND	0.00097	EPA 8260C	10-27-15	10-27-15	
1,2-Dichlorobenzene	ND	0.00097	EPA 8260C	10-27-15	10-27-15	
1,2-Dibromo-3-chloropropane	ND	0.0048	EPA 8260C	10-27-15	10-27-15	
1,2,4-Trichlorobenzene	ND	0.00097	EPA 8260C	10-27-15	10-27-15	
Hexachlorobutadiene	ND	0.0048	EPA 8260C	10-27-15	10-27-15	
1,2,3-Trichlorobenzene	ND	0.00097	EPA 8260C	10-27-15	10-27-15	
Surrogate:	*Percent Recovery*	*Control Limits*				
Dibromofluoromethane	*96*	*76-131*				
Toluene-d8	*97*	*83-126*				
4-Bromofluorobenzene	*111*	*60-146*				

This report pertains to the samples analyzed in accordance with the chain of custody,
and is intended only for the use of the individual or company to whom it is addressed.

Date of Report: October 28, 2015
Samples Submitted: October 19, 2015
Laboratory Reference: 1510-139
Project: 457-007

HALOGENATED VOLATILES EPA 8260C
page 1 of 2

Matrix: Soil
Units: mg/kg

Analyte	Result	PQL	Method	Date Prepared	Date Analyzed	Flags
Client ID:	**P4-B13-8.0-101715**					
Laboratory ID:	10-139-55					
Dichlorodifluoromethane	ND	0.0011	EPA 8260C	10-27-15	10-27-15	
Chloromethane	ND	0.0053	EPA 8260C	10-27-15	10-27-15	
Vinyl Chloride	ND	0.0011	EPA 8260C	10-27-15	10-27-15	
Bromomethane	ND	0.0011	EPA 8260C	10-27-15	10-27-15	
Chloroethane	ND	0.0053	EPA 8260C	10-27-15	10-27-15	
Trichlorofluoromethane	ND	0.0011	EPA 8260C	10-27-15	10-27-15	
1,1-Dichloroethene	ND	0.0011	EPA 8260C	10-27-15	10-27-15	
Iodomethane	ND	0.0053	EPA 8260C	10-27-15	10-27-15	
Methylene Chloride	ND	0.0067	EPA 8260C	10-27-15	10-27-15	
(trans) 1,2-Dichloroethene	ND	0.0011	EPA 8260C	10-27-15	10-27-15	
1,1-Dichloroethane	ND	0.0011	EPA 8260C	10-27-15	10-27-15	
2,2-Dichloropropane	ND	0.0011	EPA 8260C	10-27-15	10-27-15	
(cis) 1,2-Dichloroethene	ND	0.0011	EPA 8260C	10-27-15	10-27-15	
Bromochloromethane	ND	0.0011	EPA 8260C	10-27-15	10-27-15	
Chloroform	ND	0.0011	EPA 8260C	10-27-15	10-27-15	
1,1,1-Trichloroethane	ND	0.0011	EPA 8260C	10-27-15	10-27-15	
Carbon Tetrachloride	ND	0.0011	EPA 8260C	10-27-15	10-27-15	
1,1-Dichloropropene	ND	0.0011	EPA 8260C	10-27-15	10-27-15	
1,2-Dichloroethane	ND	0.0011	EPA 8260C	10-27-15	10-27-15	
Trichloroethene	0.0018	0.0011	EPA 8260C	10-27-15	10-27-15	
1,2-Dichloropropane	ND	0.0011	EPA 8260C	10-27-15	10-27-15	
Dibromomethane	ND	0.0011	EPA 8260C	10-27-15	10-27-15	
Bromodichloromethane	ND	0.0011	EPA 8260C	10-27-15	10-27-15	
2-Chloroethyl Vinyl Ether	ND	0.0053	EPA 8260C	10-27-15	10-27-15	
(cis) 1,3-Dichloropropene	ND	0.0011	EPA 8260C	10-27-15	10-27-15	
(trans) 1,3-Dichloropropene	ND	0.0011	EPA 8260C	10-27-15	10-27-15	

This report pertains to the samples analyzed in accordance with the chain of custody,
and is intended only for the use of the individual or company to whom it is addressed.

Date of Report: October 28, 2015
Samples Submitted: October 19, 2015
Laboratory Reference: 1510-139
Project: 457-007

HALOGENATED VOLATILES EPA 8260C
page 2 of 2

Analyte	Result	PQL	Method	Date Prepared	Date Analyzed	Flags
Client ID:	**P4-B13-8.0-101715**					
Laboratory ID:	10-139-55					
1,1,2-Trichloroethane	ND	0.0011	EPA 8260C	10-27-15	10-27-15	
Tetrachloroethene	0.0016	0.0011	EPA 8260C	10-27-15	10-27-15	
1,3-Dichloropropane	ND	0.0011	EPA 8260C	10-27-15	10-27-15	
Dibromochloromethane	ND	0.0011	EPA 8260C	10-27-15	10-27-15	
1,2-Dibromoethane	ND	0.0011	EPA 8260C	10-27-15	10-27-15	
Chlorobenzene	ND	0.0011	EPA 8260C	10-27-15	10-27-15	
1,1,1,2-Tetrachloroethane	ND	0.0011	EPA 8260C	10-27-15	10-27-15	
Bromoform	ND	0.0011	EPA 8260C	10-27-15	10-27-15	
Bromobenzene	ND	0.0011	EPA 8260C	10-27-15	10-27-15	
1,1,2,2-Tetrachloroethane	ND	0.0011	EPA 8260C	10-27-15	10-27-15	
1,2,3-Trichloropropane	ND	0.0011	EPA 8260C	10-27-15	10-27-15	
2-Chlorotoluene	ND	0.0011	EPA 8260C	10-27-15	10-27-15	
4-Chlorotoluene	ND	0.0011	EPA 8260C	10-27-15	10-27-15	
1,3-Dichlorobenzene	ND	0.0011	EPA 8260C	10-27-15	10-27-15	
1,4-Dichlorobenzene	ND	0.0011	EPA 8260C	10-27-15	10-27-15	
1,2-Dichlorobenzene	ND	0.0011	EPA 8260C	10-27-15	10-27-15	
1,2-Dibromo-3-chloropropane	ND	0.0053	EPA 8260C	10-27-15	10-27-15	
1,2,4-Trichlorobenzene	ND	0.0011	EPA 8260C	10-27-15	10-27-15	
Hexachlorobutadiene	ND	0.0053	EPA 8260C	10-27-15	10-27-15	
1,2,3-Trichlorobenzene	ND	0.0011	EPA 8260C	10-27-15	10-27-15	
Surrogate:	*Percent Recovery*	*Control Limits*				
Dibromofluoromethane	*103*	*76-131*				
Toluene-d8	*103*	*83-126*				
4-Bromofluorobenzene	*122*	*60-146*				

This report pertains to the samples analyzed in accordance with the chain of custody,
and is intended only for the use of the individual or company to whom it is addressed.

Date of Report: October 28, 2015
Samples Submitted: October 19, 2015
Laboratory Reference: 1510-139
Project: 457-007

HALOGENATED VOLATILES EPA 8260C
page 1 of 2

Matrix: Soil
Units: mg/kg

Analyte	Result	PQL	Method	Date Prepared	Date Analyzed	Flags
Client ID:	**P4-B14-1.0-101715**					
Laboratory ID:	10-139-56					
Dichlorodifluoromethane	ND	0.0011	EPA 8260C	10-28-15	10-28-15	
Chloromethane	ND	0.0053	EPA 8260C	10-28-15	10-28-15	
Vinyl Chloride	ND	0.0011	EPA 8260C	10-28-15	10-28-15	
Bromomethane	ND	0.0011	EPA 8260C	10-28-15	10-28-15	
Chloroethane	ND	0.0053	EPA 8260C	10-28-15	10-28-15	
Trichlorofluoromethane	ND	0.0011	EPA 8260C	10-28-15	10-28-15	
1,1-Dichloroethene	ND	0.0011	EPA 8260C	10-28-15	10-28-15	
Iodomethane	ND	0.0053	EPA 8260C	10-28-15	10-28-15	
Methylene Chloride	ND	0.0053	EPA 8260C	10-28-15	10-28-15	
(trans) 1,2-Dichloroethene	ND	0.0011	EPA 8260C	10-28-15	10-28-15	
1,1-Dichloroethane	ND	0.0011	EPA 8260C	10-28-15	10-28-15	
2,2-Dichloropropane	ND	0.0011	EPA 8260C	10-28-15	10-28-15	
(cis) 1,2-Dichloroethene	ND	0.0011	EPA 8260C	10-28-15	10-28-15	
Bromochloromethane	ND	0.0011	EPA 8260C	10-28-15	10-28-15	
Chloroform	ND	0.0011	EPA 8260C	10-28-15	10-28-15	
1,1,1-Trichloroethane	ND	0.0011	EPA 8260C	10-28-15	10-28-15	
Carbon Tetrachloride	ND	0.0011	EPA 8260C	10-28-15	10-28-15	
1,1-Dichloropropene	ND	0.0011	EPA 8260C	10-28-15	10-28-15	
1,2-Dichloroethane	ND	0.0011	EPA 8260C	10-28-15	10-28-15	
Trichloroethene	0.0095	0.0011	EPA 8260C	10-28-15	10-28-15	
1,2-Dichloropropane	ND	0.0011	EPA 8260C	10-28-15	10-28-15	
Dibromomethane	ND	0.0011	EPA 8260C	10-28-15	10-28-15	
Bromodichloromethane	ND	0.0011	EPA 8260C	10-28-15	10-28-15	
2-Chloroethyl Vinyl Ether	ND	0.0053	EPA 8260C	10-28-15	10-28-15	
(cis) 1,3-Dichloropropene	ND	0.0011	EPA 8260C	10-28-15	10-28-15	
(trans) 1,3-Dichloropropene	ND	0.0011	EPA 8260C	10-28-15	10-28-15	

This report pertains to the samples analyzed in accordance with the chain of custody,
and is intended only for the use of the individual or company to whom it is addressed.

Date of Report: October 28, 2015
Samples Submitted: October 19, 2015
Laboratory Reference: 1510-139
Project: 457-007

HALOGENATED VOLATILES EPA 8260C
page 2 of 2

Analyte	Result	PQL	Method	Date Prepared	Date Analyzed	Flags
Client ID:	**P4-B14-1.0-101715**					
Laboratory ID:	10-139-56					
1,1,2-Trichloroethane	ND	0.0011	EPA 8260C	10-28-15	10-28-15	
Tetrachloroethene	0.018	0.0011	EPA 8260C	10-28-15	10-28-15	
1,3-Dichloropropane	ND	0.0011	EPA 8260C	10-28-15	10-28-15	
Dibromochloromethane	ND	0.0011	EPA 8260C	10-28-15	10-28-15	
1,2-Dibromoethane	ND	0.0011	EPA 8260C	10-28-15	10-28-15	
Chlorobenzene	ND	0.0011	EPA 8260C	10-28-15	10-28-15	
1,1,1,2-Tetrachloroethane	ND	0.0011	EPA 8260C	10-28-15	10-28-15	
Bromoform	ND	0.0011	EPA 8260C	10-28-15	10-28-15	
Bromobenzene	ND	0.0011	EPA 8260C	10-28-15	10-28-15	
1,1,2,2-Tetrachloroethane	ND	0.0011	EPA 8260C	10-28-15	10-28-15	
1,2,3-Trichloropropane	ND	0.0011	EPA 8260C	10-28-15	10-28-15	
2-Chlorotoluene	ND	0.0011	EPA 8260C	10-28-15	10-28-15	
4-Chlorotoluene	ND	0.0011	EPA 8260C	10-28-15	10-28-15	
1,3-Dichlorobenzene	ND	0.0011	EPA 8260C	10-28-15	10-28-15	
1,4-Dichlorobenzene	ND	0.0011	EPA 8260C	10-28-15	10-28-15	
1,2-Dichlorobenzene	ND	0.0011	EPA 8260C	10-28-15	10-28-15	
1,2-Dibromo-3-chloropropane	ND	0.0053	EPA 8260C	10-28-15	10-28-15	
1,2,4-Trichlorobenzene	ND	0.0011	EPA 8260C	10-28-15	10-28-15	
Hexachlorobutadiene	ND	0.0053	EPA 8260C	10-28-15	10-28-15	
1,2,3-Trichlorobenzene	ND	0.0011	EPA 8260C	10-28-15	10-28-15	
Surrogate:	*Percent Recovery*	*Control Limits*				
Dibromofluoromethane	*94*	*76-131*				
Toluene-d8	*98*	*83-126*				
4-Bromofluorobenzene	*109*	*60-146*				

This report pertains to the samples analyzed in accordance with the chain of custody,
and is intended only for the use of the individual or company to whom it is addressed.

Date of Report: October 28, 2015
Samples Submitted: October 19, 2015
Laboratory Reference: 1510-139
Project: 457-007

HALOGENATED VOLATILES EPA 8260C
page 1 of 2

Matrix: Soil
Units: mg/kg

Analyte	Result	PQL	Method	Date Prepared	Date Analyzed	Flags
Client ID:	**P4-B14-3.0-101715**					
Laboratory ID:	10-139-57					
Dichlorodifluoromethane	ND	0.0010	EPA 8260C	10-27-15	10-27-15	
Chloromethane	ND	0.0052	EPA 8260C	10-27-15	10-27-15	
Vinyl Chloride	ND	0.0010	EPA 8260C	10-27-15	10-27-15	
Bromomethane	ND	0.0010	EPA 8260C	10-27-15	10-27-15	
Chloroethane	ND	0.0052	EPA 8260C	10-27-15	10-27-15	
Trichlorofluoromethane	ND	0.0010	EPA 8260C	10-27-15	10-27-15	
1,1-Dichloroethene	ND	0.0010	EPA 8260C	10-27-15	10-27-15	
Iodomethane	ND	0.0052	EPA 8260C	10-27-15	10-27-15	
Methylene Chloride	ND	0.0066	EPA 8260C	10-27-15	10-27-15	
(trans) 1,2-Dichloroethene	ND	0.0010	EPA 8260C	10-27-15	10-27-15	
1,1-Dichloroethane	ND	0.0010	EPA 8260C	10-27-15	10-27-15	
2,2-Dichloropropane	ND	0.0010	EPA 8260C	10-27-15	10-27-15	
(cis) 1,2-Dichloroethene	ND	0.0010	EPA 8260C	10-27-15	10-27-15	
Bromochloromethane	ND	0.0010	EPA 8260C	10-27-15	10-27-15	
Chloroform	ND	0.0010	EPA 8260C	10-27-15	10-27-15	
1,1,1-Trichloroethane	ND	0.0010	EPA 8260C	10-27-15	10-27-15	
Carbon Tetrachloride	ND	0.0010	EPA 8260C	10-27-15	10-27-15	
1,1-Dichloropropene	ND	0.0010	EPA 8260C	10-27-15	10-27-15	
1,2-Dichloroethane	ND	0.0010	EPA 8260C	10-27-15	10-27-15	
Trichloroethene	0.0069	0.0010	EPA 8260C	10-27-15	10-27-15	
1,2-Dichloropropane	ND	0.0010	EPA 8260C	10-27-15	10-27-15	
Dibromomethane	ND	0.0010	EPA 8260C	10-27-15	10-27-15	
Bromodichloromethane	ND	0.0010	EPA 8260C	10-27-15	10-27-15	
2-Chloroethyl Vinyl Ether	ND	0.0052	EPA 8260C	10-27-15	10-27-15	
(cis) 1,3-Dichloropropene	ND	0.0010	EPA 8260C	10-27-15	10-27-15	
(trans) 1,3-Dichloropropene	ND	0.0010	EPA 8260C	10-27-15	10-27-15	

This report pertains to the samples analyzed in accordance with the chain of custody,
and is intended only for the use of the individual or company to whom it is addressed.

Date of Report: October 28, 2015
Samples Submitted: October 19, 2015
Laboratory Reference: 1510-139
Project: 457-007

HALOGENATED VOLATILES EPA 8260C
page 2 of 2

Analyte	Result	PQL	Method	Date Prepared	Date Analyzed	Flags
Client ID:	**P4-B14-3.0-101715**					
Laboratory ID:	10-139-57					
1,1,2-Trichloroethane	ND	0.0010	EPA 8260C	10-27-15	10-27-15	
Tetrachloroethene	0.0095	0.0010	EPA 8260C	10-27-15	10-27-15	
1,3-Dichloropropane	ND	0.0010	EPA 8260C	10-27-15	10-27-15	
Dibromochloromethane	ND	0.0010	EPA 8260C	10-27-15	10-27-15	
1,2-Dibromoethane	ND	0.0010	EPA 8260C	10-27-15	10-27-15	
Chlorobenzene	ND	0.0010	EPA 8260C	10-27-15	10-27-15	
1,1,1,2-Tetrachloroethane	ND	0.0010	EPA 8260C	10-27-15	10-27-15	
Bromoform	ND	0.0010	EPA 8260C	10-27-15	10-27-15	
Bromobenzene	ND	0.0010	EPA 8260C	10-27-15	10-27-15	
1,1,2,2-Tetrachloroethane	ND	0.0010	EPA 8260C	10-27-15	10-27-15	
1,2,3-Trichloropropane	ND	0.0010	EPA 8260C	10-27-15	10-27-15	
2-Chlorotoluene	ND	0.0010	EPA 8260C	10-27-15	10-27-15	
4-Chlorotoluene	ND	0.0010	EPA 8260C	10-27-15	10-27-15	
1,3-Dichlorobenzene	ND	0.0010	EPA 8260C	10-27-15	10-27-15	
1,4-Dichlorobenzene	ND	0.0010	EPA 8260C	10-27-15	10-27-15	
1,2-Dichlorobenzene	ND	0.0010	EPA 8260C	10-27-15	10-27-15	
1,2-Dibromo-3-chloropropane	ND	0.0052	EPA 8260C	10-27-15	10-27-15	
1,2,4-Trichlorobenzene	ND	0.0010	EPA 8260C	10-27-15	10-27-15	
Hexachlorobutadiene	ND	0.0052	EPA 8260C	10-27-15	10-27-15	
1,2,3-Trichlorobenzene	ND	0.0010	EPA 8260C	10-27-15	10-27-15	
Surrogate:	*Percent Recovery*	*Control Limits*				
Dibromofluoromethane	*97*	*76-131*				
Toluene-d8	*101*	*83-126*				
4-Bromofluorobenzene	*113*	*60-146*				

This report pertains to the samples analyzed in accordance with the chain of custody,
and is intended only for the use of the individual or company to whom it is addressed.

Date of Report: October 28, 2015
Samples Submitted: October 19, 2015
Laboratory Reference: 1510-139
Project: 457-007

HALOGENATED VOLATILES EPA 8260C
page 1 of 2

Matrix: Soil
Units: mg/kg

Analyte	Result	PQL	Method	Date Prepared	Date Analyzed	Flags
Client ID:	**P4-B14-5.0-101715**					
Laboratory ID:	10-139-58					
Dichlorodifluoromethane	ND	0.00096	EPA 8260C	10-27-15	10-27-15	
Chloromethane	ND	0.0048	EPA 8260C	10-27-15	10-27-15	
Vinyl Chloride	ND	0.00096	EPA 8260C	10-27-15	10-27-15	
Bromomethane	ND	0.00096	EPA 8260C	10-27-15	10-27-15	
Chloroethane	ND	0.0048	EPA 8260C	10-27-15	10-27-15	
Trichlorofluoromethane	ND	0.00096	EPA 8260C	10-27-15	10-27-15	
1,1-Dichloroethene	ND	0.00096	EPA 8260C	10-27-15	10-27-15	
Iodomethane	ND	0.0048	EPA 8260C	10-27-15	10-27-15	
Methylene Chloride	ND	0.0060	EPA 8260C	10-27-15	10-27-15	
(trans) 1,2-Dichloroethene	ND	0.00096	EPA 8260C	10-27-15	10-27-15	
1,1-Dichloroethane	ND	0.00096	EPA 8260C	10-27-15	10-27-15	
2,2-Dichloropropane	ND	0.00096	EPA 8260C	10-27-15	10-27-15	
(cis) 1,2-Dichloroethene	ND	0.00096	EPA 8260C	10-27-15	10-27-15	
Bromochloromethane	ND	0.00096	EPA 8260C	10-27-15	10-27-15	
Chloroform	ND	0.00096	EPA 8260C	10-27-15	10-27-15	
1,1,1-Trichloroethane	ND	0.00096	EPA 8260C	10-27-15	10-27-15	
Carbon Tetrachloride	ND	0.00096	EPA 8260C	10-27-15	10-27-15	
1,1-Dichloropropene	ND	0.00096	EPA 8260C	10-27-15	10-27-15	
1,2-Dichloroethane	ND	0.00096	EPA 8260C	10-27-15	10-27-15	
Trichloroethene	0.0092	0.00096	EPA 8260C	10-27-15	10-27-15	
1,2-Dichloropropane	ND	0.00096	EPA 8260C	10-27-15	10-27-15	
Dibromomethane	ND	0.00096	EPA 8260C	10-27-15	10-27-15	
Bromodichloromethane	ND	0.00096	EPA 8260C	10-27-15	10-27-15	
2-Chloroethyl Vinyl Ether	ND	0.0048	EPA 8260C	10-27-15	10-27-15	
(cis) 1,3-Dichloropropene	ND	0.00096	EPA 8260C	10-27-15	10-27-15	
(trans) 1,3-Dichloropropene	ND	0.00096	EPA 8260C	10-27-15	10-27-15	

This report pertains to the samples analyzed in accordance with the chain of custody,
and is intended only for the use of the individual or company to whom it is addressed.

Date of Report: October 28, 2015
Samples Submitted: October 19, 2015
Laboratory Reference: 1510-139
Project: 457-007

HALOGENATED VOLATILES EPA 8260C
page 2 of 2

Analyte	Result	PQL	Method	Date Prepared	Date Analyzed	Flags
Client ID:	**P4-B14-5.0-101715**					
Laboratory ID:	10-139-58					
1,1,2-Trichloroethane	ND	0.00096	EPA 8260C	10-27-15	10-27-15	
Tetrachloroethene	0.016	0.00096	EPA 8260C	10-27-15	10-27-15	
1,3-Dichloropropane	ND	0.00096	EPA 8260C	10-27-15	10-27-15	
Dibromochloromethane	ND	0.00096	EPA 8260C	10-27-15	10-27-15	
1,2-Dibromoethane	ND	0.00096	EPA 8260C	10-27-15	10-27-15	
Chlorobenzene	ND	0.00096	EPA 8260C	10-27-15	10-27-15	
1,1,1,2-Tetrachloroethane	ND	0.00096	EPA 8260C	10-27-15	10-27-15	
Bromoform	ND	0.00096	EPA 8260C	10-27-15	10-27-15	
Bromobenzene	ND	0.00096	EPA 8260C	10-27-15	10-27-15	
1,1,2,2-Tetrachloroethane	ND	0.00096	EPA 8260C	10-27-15	10-27-15	
1,2,3-Trichloropropane	ND	0.00096	EPA 8260C	10-27-15	10-27-15	
2-Chlorotoluene	ND	0.00096	EPA 8260C	10-27-15	10-27-15	
4-Chlorotoluene	ND	0.00096	EPA 8260C	10-27-15	10-27-15	
1,3-Dichlorobenzene	ND	0.00096	EPA 8260C	10-27-15	10-27-15	
1,4-Dichlorobenzene	ND	0.00096	EPA 8260C	10-27-15	10-27-15	
1,2-Dichlorobenzene	ND	0.00096	EPA 8260C	10-27-15	10-27-15	
1,2-Dibromo-3-chloropropane	ND	0.0048	EPA 8260C	10-27-15	10-27-15	
1,2,4-Trichlorobenzene	ND	0.00096	EPA 8260C	10-27-15	10-27-15	
Hexachlorobutadiene	ND	0.0048	EPA 8260C	10-27-15	10-27-15	
1,2,3-Trichlorobenzene	ND	0.00096	EPA 8260C	10-27-15	10-27-15	
Surrogate:	*Percent Recovery*	*Control Limits*				
Dibromofluoromethane	*99*	*76-131*				
Toluene-d8	*99*	*83-126*				
4-Bromofluorobenzene	*112*	*60-146*				

This report pertains to the samples analyzed in accordance with the chain of custody,
and is intended only for the use of the individual or company to whom it is addressed.

Date of Report: October 28, 2015
Samples Submitted: October 19, 2015
Laboratory Reference: 1510-139
Project: 457-007

HALOGENATED VOLATILES EPA 8260C
page 1 of 2

Matrix: Soil
Units: mg/kg

Analyte	Result	PQL	Method	Date Prepared	Date Analyzed	Flags
Client ID:	**P4-B14-8.0-101715**					
Laboratory ID:	10-139-59					
Dichlorodifluoromethane	ND	0.0014	EPA 8260C	10-27-15	10-27-15	
Chloromethane	ND	0.0072	EPA 8260C	10-27-15	10-27-15	
Vinyl Chloride	ND	0.0014	EPA 8260C	10-27-15	10-27-15	
Bromomethane	ND	0.0014	EPA 8260C	10-27-15	10-27-15	
Chloroethane	ND	0.0072	EPA 8260C	10-27-15	10-27-15	
Trichlorofluoromethane	ND	0.0014	EPA 8260C	10-27-15	10-27-15	
1,1-Dichloroethene	ND	0.0014	EPA 8260C	10-27-15	10-27-15	
Iodomethane	ND	0.0072	EPA 8260C	10-27-15	10-27-15	
Methylene Chloride	ND	0.0090	EPA 8260C	10-27-15	10-27-15	
(trans) 1,2-Dichloroethene	ND	0.0014	EPA 8260C	10-27-15	10-27-15	
1,1-Dichloroethane	ND	0.0014	EPA 8260C	10-27-15	10-27-15	
2,2-Dichloropropane	ND	0.0014	EPA 8260C	10-27-15	10-27-15	
(cis) 1,2-Dichloroethene	ND	0.0014	EPA 8260C	10-27-15	10-27-15	
Bromochloromethane	ND	0.0014	EPA 8260C	10-27-15	10-27-15	
Chloroform	ND	0.0014	EPA 8260C	10-27-15	10-27-15	
1,1,1-Trichloroethane	ND	0.0014	EPA 8260C	10-27-15	10-27-15	
Carbon Tetrachloride	ND	0.0014	EPA 8260C	10-27-15	10-27-15	
1,1-Dichloropropene	ND	0.0014	EPA 8260C	10-27-15	10-27-15	
1,2-Dichloroethane	ND	0.0014	EPA 8260C	10-27-15	10-27-15	
Trichloroethene	0.0040	0.0014	EPA 8260C	10-27-15	10-27-15	
1,2-Dichloropropane	ND	0.0014	EPA 8260C	10-27-15	10-27-15	
Dibromomethane	ND	0.0014	EPA 8260C	10-27-15	10-27-15	
Bromodichloromethane	ND	0.0014	EPA 8260C	10-27-15	10-27-15	
2-Chloroethyl Vinyl Ether	ND	0.0072	EPA 8260C	10-27-15	10-27-15	
(cis) 1,3-Dichloropropene	ND	0.0014	EPA 8260C	10-27-15	10-27-15	
(trans) 1,3-Dichloropropene	ND	0.0014	EPA 8260C	10-27-15	10-27-15	

This report pertains to the samples analyzed in accordance with the chain of custody,
and is intended only for the use of the individual or company to whom it is addressed.

Date of Report: October 28, 2015
Samples Submitted: October 19, 2015
Laboratory Reference: 1510-139
Project: 457-007

HALOGENATED VOLATILES EPA 8260C
page 2 of 2

Analyte	Result	PQL	Method	Date Prepared	Date Analyzed	Flags
Client ID:	**P4-B14-8.0-101715**					
Laboratory ID:	10-139-59					
1,1,2-Trichloroethane	ND	0.0014	EPA 8260C	10-27-15	10-27-15	
Tetrachloroethene	0.0076	0.0014	EPA 8260C	10-27-15	10-27-15	
1,3-Dichloropropane	ND	0.0014	EPA 8260C	10-27-15	10-27-15	
Dibromochloromethane	ND	0.0014	EPA 8260C	10-27-15	10-27-15	
1,2-Dibromoethane	ND	0.0014	EPA 8260C	10-27-15	10-27-15	
Chlorobenzene	ND	0.0014	EPA 8260C	10-27-15	10-27-15	
1,1,1,2-Tetrachloroethane	ND	0.0014	EPA 8260C	10-27-15	10-27-15	
Bromoform	ND	0.0014	EPA 8260C	10-27-15	10-27-15	
Bromobenzene	ND	0.0014	EPA 8260C	10-27-15	10-27-15	
1,1,2,2-Tetrachloroethane	ND	0.0014	EPA 8260C	10-27-15	10-27-15	
1,2,3-Trichloropropane	ND	0.0014	EPA 8260C	10-27-15	10-27-15	
2-Chlorotoluene	ND	0.0014	EPA 8260C	10-27-15	10-27-15	
4-Chlorotoluene	ND	0.0014	EPA 8260C	10-27-15	10-27-15	
1,3-Dichlorobenzene	ND	0.0014	EPA 8260C	10-27-15	10-27-15	
1,4-Dichlorobenzene	ND	0.0014	EPA 8260C	10-27-15	10-27-15	
1,2-Dichlorobenzene	ND	0.0014	EPA 8260C	10-27-15	10-27-15	
1,2-Dibromo-3-chloropropane	ND	0.0072	EPA 8260C	10-27-15	10-27-15	
1,2,4-Trichlorobenzene	ND	0.0014	EPA 8260C	10-27-15	10-27-15	
Hexachlorobutadiene	ND	0.0072	EPA 8260C	10-27-15	10-27-15	
1,2,3-Trichlorobenzene	ND	0.0014	EPA 8260C	10-27-15	10-27-15	
Surrogate:	*Percent Recovery*	*Control Limits*				
Dibromofluoromethane	*95*	*76-131*				
Toluene-d8	*97*	*83-126*				
4-Bromofluorobenzene	*113*	*60-146*				

This report pertains to the samples analyzed in accordance with the chain of custody,
and is intended only for the use of the individual or company to whom it is addressed.

Date of Report: October 28, 2015
Samples Submitted: October 19, 2015
Laboratory Reference: 1510-139
Project: 457-007

HALOGENATED VOLATILES EPA 8260C
METHOD BLANK QUALITY CONTROL
Page 1 of 2

Matrix: Soil
Units: mg/kg

Analyte	Result	PQL	Method	Date Prepared	Date Analyzed	Flags
Laboratory ID:	MB1021S1					
Dichlorodifluoromethane	ND	0.0010	EPA 8260C	10-21-15	10-21-15	
Chloromethane	ND	0.0050	EPA 8260C	10-21-15	10-21-15	
Vinyl Chloride	ND	0.0010	EPA 8260C	10-21-15	10-21-15	
Bromomethane	ND	0.0010	EPA 8260C	10-21-15	10-21-15	
Chloroethane	ND	0.0050	EPA 8260C	10-21-15	10-21-15	
Trichlorofluoromethane	ND	0.0010	EPA 8260C	10-21-15	10-21-15	
1,1-Dichloroethene	ND	0.0010	EPA 8260C	10-21-15	10-21-15	
Iodomethane	ND	0.0050	EPA 8260C	10-21-15	10-21-15	
Methylene Chloride	ND	0.0050	EPA 8260C	10-21-15	10-21-15	
(trans) 1,2-Dichloroethene	ND	0.0010	EPA 8260C	10-21-15	10-21-15	
1,1-Dichloroethane	ND	0.0010	EPA 8260C	10-21-15	10-21-15	
2,2-Dichloropropane	ND	0.0010	EPA 8260C	10-21-15	10-21-15	
(cis) 1,2-Dichloroethene	ND	0.0010	EPA 8260C	10-21-15	10-21-15	
Bromochloromethane	ND	0.0010	EPA 8260C	10-21-15	10-21-15	
Chloroform	ND	0.0010	EPA 8260C	10-21-15	10-21-15	
1,1,1-Trichloroethane	ND	0.0010	EPA 8260C	10-21-15	10-21-15	
Carbon Tetrachloride	ND	0.0010	EPA 8260C	10-21-15	10-21-15	
1,1-Dichloropropene	ND	0.0010	EPA 8260C	10-21-15	10-21-15	
1,2-Dichloroethane	ND	0.0010	EPA 8260C	10-21-15	10-21-15	
Trichloroethene	ND	0.0010	EPA 8260C	10-21-15	10-21-15	
1,2-Dichloropropane	ND	0.0010	EPA 8260C	10-21-15	10-21-15	
Dibromomethane	ND	0.0010	EPA 8260C	10-21-15	10-21-15	
Bromodichloromethane	ND	0.0010	EPA 8260C	10-21-15	10-21-15	
2-Chloroethyl Vinyl Ether	ND	0.0050	EPA 8260C	10-21-15	10-21-15	
(cis) 1,3-Dichloropropene	ND	0.0010	EPA 8260C	10-21-15	10-21-15	
(trans) 1,3-Dichloropropene	ND	0.0010	EPA 8260C	10-21-15	10-21-15	

This report pertains to the samples analyzed in accordance with the chain of custody,
and is intended only for the use of the individual or company to whom it is addressed.

Date of Report: October 28, 2015
Samples Submitted: October 19, 2015
Laboratory Reference: 1510-139
Project: 457-007

HALOGENATED VOLATILES EPA 8260C
METHOD BLANK QUALITY CONTROL
Page 2 of 2

Analyte	Result	PQL	Method	Date Prepared	Date Analyzed	Flags
Laboratory ID:	MB1021S1					
1,1,2-Trichloroethane	ND	0.0010	EPA 8260C	10-21-15	10-21-15	
Tetrachloroethene	ND	0.0010	EPA 8260C	10-21-15	10-21-15	
1,3-Dichloropropane	ND	0.0010	EPA 8260C	10-21-15	10-21-15	
Dibromochloromethane	ND	0.0010	EPA 8260C	10-21-15	10-21-15	
1,2-Dibromoethane	ND	0.0010	EPA 8260C	10-21-15	10-21-15	
Chlorobenzene	ND	0.0010	EPA 8260C	10-21-15	10-21-15	
1,1,1,2-Tetrachloroethane	ND	0.0010	EPA 8260C	10-21-15	10-21-15	
Bromoform	ND	0.0010	EPA 8260C	10-21-15	10-21-15	
Bromobenzene	ND	0.0010	EPA 8260C	10-21-15	10-21-15	
1,1,2,2-Tetrachloroethane	ND	0.0010	EPA 8260C	10-21-15	10-21-15	
1,2,3-Trichloropropane	ND	0.0010	EPA 8260C	10-21-15	10-21-15	
2-Chlorotoluene	ND	0.0010	EPA 8260C	10-21-15	10-21-15	
4-Chlorotoluene	ND	0.0010	EPA 8260C	10-21-15	10-21-15	
1,3-Dichlorobenzene	ND	0.0010	EPA 8260C	10-21-15	10-21-15	
1,4-Dichlorobenzene	ND	0.0010	EPA 8260C	10-21-15	10-21-15	
1,2-Dichlorobenzene	ND	0.0010	EPA 8260C	10-21-15	10-21-15	
1,2-Dibromo-3-chloropropane	ND	0.0050	EPA 8260C	10-21-15	10-21-15	
1,2,4-Trichlorobenzene	ND	0.0010	EPA 8260C	10-21-15	10-21-15	
Hexachlorobutadiene	ND	0.0050	EPA 8260C	10-21-15	10-21-15	
1,2,3-Trichlorobenzene	ND	0.0010	EPA 8260C	10-21-15	10-21-15	
Surrogate:	*Percent Recovery*	*Control Limits*				
Dibromofluoromethane	*98*	*76-131*				
Toluene-d8	*100*	*83-126*				
4-Bromofluorobenzene	*114*	*60-146*				

This report pertains to the samples analyzed in accordance with the chain of custody,
and is intended only for the use of the individual or company to whom it is addressed.

Date of Report: October 28, 2015
Samples Submitted: October 19, 2015
Laboratory Reference: 1510-139
Project: 457-007

HALOGENATED VOLATILES EPA 8260C
METHOD BLANK QUALITY CONTROL
Page 1 of 2

Matrix: Soil
Units: mg/kg

Analyte	Result	PQL	Method	Date Prepared	Date Analyzed	Flags
Laboratory ID:	MB1022S1					
Dichlorodifluoromethane	ND	0.0010	EPA 8260C	10-22-15	10-22-15	
Chloromethane	ND	0.0050	EPA 8260C	10-22-15	10-22-15	
Vinyl Chloride	ND	0.0010	EPA 8260C	10-22-15	10-22-15	
Bromomethane	ND	0.0010	EPA 8260C	10-22-15	10-22-15	
Chloroethane	ND	0.0050	EPA 8260C	10-22-15	10-22-15	
Trichlorofluoromethane	ND	0.0010	EPA 8260C	10-22-15	10-22-15	
1,1-Dichloroethene	ND	0.0010	EPA 8260C	10-22-15	10-22-15	
Iodomethane	ND	0.0050	EPA 8260C	10-22-15	10-22-15	
Methylene Chloride	ND	0.0050	EPA 8260C	10-22-15	10-22-15	
(trans) 1,2-Dichloroethene	ND	0.0010	EPA 8260C	10-22-15	10-22-15	
1,1-Dichloroethane	ND	0.0010	EPA 8260C	10-22-15	10-22-15	
2,2-Dichloropropane	ND	0.0010	EPA 8260C	10-22-15	10-22-15	
(cis) 1,2-Dichloroethene	ND	0.0010	EPA 8260C	10-22-15	10-22-15	
Bromochloromethane	ND	0.0010	EPA 8260C	10-22-15	10-22-15	
Chloroform	ND	0.0010	EPA 8260C	10-22-15	10-22-15	
1,1,1-Trichloroethane	ND	0.0010	EPA 8260C	10-22-15	10-22-15	
Carbon Tetrachloride	ND	0.0010	EPA 8260C	10-22-15	10-22-15	
1,1-Dichloropropene	ND	0.0010	EPA 8260C	10-22-15	10-22-15	
1,2-Dichloroethane	ND	0.0010	EPA 8260C	10-22-15	10-22-15	
Trichloroethene	ND	0.0010	EPA 8260C	10-22-15	10-22-15	
1,2-Dichloropropane	ND	0.0010	EPA 8260C	10-22-15	10-22-15	
Dibromomethane	ND	0.0010	EPA 8260C	10-22-15	10-22-15	
Bromodichloromethane	ND	0.0010	EPA 8260C	10-22-15	10-22-15	
2-Chloroethyl Vinyl Ether	ND	0.0050	EPA 8260C	10-22-15	10-22-15	
(cis) 1,3-Dichloropropene	ND	0.0010	EPA 8260C	10-22-15	10-22-15	
(trans) 1,3-Dichloropropene	ND	0.0010	EPA 8260C	10-22-15	10-22-15	

This report pertains to the samples analyzed in accordance with the chain of custody,
and is intended only for the use of the individual or company to whom it is addressed.

Date of Report: October 28, 2015
Samples Submitted: October 19, 2015
Laboratory Reference: 1510-139
Project: 457-007

HALOGENATED VOLATILES EPA 8260C
METHOD BLANK QUALITY CONTROL
Page 2 of 2

Analyte	Result	PQL	Method	Date Prepared	Date Analyzed	Flags
Laboratory ID:	MB1022S1					
1,1,2-Trichloroethane	ND	0.0010	EPA 8260C	10-22-15	10-22-15	
Tetrachloroethene	ND	0.0010	EPA 8260C	10-22-15	10-22-15	
1,3-Dichloropropane	ND	0.0010	EPA 8260C	10-22-15	10-22-15	
Dibromochloromethane	ND	0.0010	EPA 8260C	10-22-15	10-22-15	
1,2-Dibromoethane	ND	0.0010	EPA 8260C	10-22-15	10-22-15	
Chlorobenzene	ND	0.0010	EPA 8260C	10-22-15	10-22-15	
1,1,1,2-Tetrachloroethane	ND	0.0010	EPA 8260C	10-22-15	10-22-15	
Bromoform	ND	0.0010	EPA 8260C	10-22-15	10-22-15	
Bromobenzene	ND	0.0010	EPA 8260C	10-22-15	10-22-15	
1,1,2,2-Tetrachloroethane	ND	0.0010	EPA 8260C	10-22-15	10-22-15	
1,2,3-Trichloropropane	ND	0.0010	EPA 8260C	10-22-15	10-22-15	
2-Chlorotoluene	ND	0.0010	EPA 8260C	10-22-15	10-22-15	
4-Chlorotoluene	ND	0.0010	EPA 8260C	10-22-15	10-22-15	
1,3-Dichlorobenzene	ND	0.0010	EPA 8260C	10-22-15	10-22-15	
1,4-Dichlorobenzene	ND	0.0010	EPA 8260C	10-22-15	10-22-15	
1,2-Dichlorobenzene	ND	0.0010	EPA 8260C	10-22-15	10-22-15	
1,2-Dibromo-3-chloropropane	ND	0.0050	EPA 8260C	10-22-15	10-22-15	
1,2,4-Trichlorobenzene	ND	0.0010	EPA 8260C	10-22-15	10-22-15	
Hexachlorobutadiene	ND	0.0050	EPA 8260C	10-22-15	10-22-15	
1,2,3-Trichlorobenzene	ND	0.0010	EPA 8260C	10-22-15	10-22-15	
Surrogate:	*Percent Recovery*	*Control Limits*				
Dibromofluoromethane	*97*	*76-131*				
Toluene-d8	*98*	*83-126*				
4-Bromofluorobenzene	*124*	*60-146*				

This report pertains to the samples analyzed in accordance with the chain of custody,
and is intended only for the use of the individual or company to whom it is addressed.

Date of Report: October 28, 2015
Samples Submitted: October 19, 2015
Laboratory Reference: 1510-139
Project: 457-007

HALOGENATED VOLATILES EPA 8260C
METHOD BLANK QUALITY CONTROL
Page 1 of 2

Matrix: Soil
Units: mg/kg

Analyte	Result	PQL	Method	Date Prepared	Date Analyzed	Flags
Laboratory ID:	MB1023S1					
Dichlorodifluoromethane	ND	0.0010	EPA 8260C	10-23-15	10-23-15	
Chloromethane	ND	0.0050	EPA 8260C	10-23-15	10-23-15	
Vinyl Chloride	ND	0.0010	EPA 8260C	10-23-15	10-23-15	
Bromomethane	ND	0.0010	EPA 8260C	10-23-15	10-23-15	
Chloroethane	ND	0.0050	EPA 8260C	10-23-15	10-23-15	
Trichlorofluoromethane	ND	0.0010	EPA 8260C	10-23-15	10-23-15	
1,1-Dichloroethene	ND	0.0010	EPA 8260C	10-23-15	10-23-15	
Iodomethane	ND	0.0050	EPA 8260C	10-23-15	10-23-15	
Methylene Chloride	ND	0.0050	EPA 8260C	10-23-15	10-23-15	
(trans) 1,2-Dichloroethene	ND	0.0010	EPA 8260C	10-23-15	10-23-15	
1,1-Dichloroethane	ND	0.0010	EPA 8260C	10-23-15	10-23-15	
2,2-Dichloropropane	ND	0.0010	EPA 8260C	10-23-15	10-23-15	
(cis) 1,2-Dichloroethene	ND	0.0010	EPA 8260C	10-23-15	10-23-15	
Bromochloromethane	ND	0.0010	EPA 8260C	10-23-15	10-23-15	
Chloroform	ND	0.0010	EPA 8260C	10-23-15	10-23-15	
1,1,1-Trichloroethane	ND	0.0010	EPA 8260C	10-23-15	10-23-15	
Carbon Tetrachloride	ND	0.0010	EPA 8260C	10-23-15	10-23-15	
1,1-Dichloropropene	ND	0.0010	EPA 8260C	10-23-15	10-23-15	
1,2-Dichloroethane	ND	0.0010	EPA 8260C	10-23-15	10-23-15	
Trichloroethene	ND	0.0010	EPA 8260C	10-23-15	10-23-15	
1,2-Dichloropropane	ND	0.0010	EPA 8260C	10-23-15	10-23-15	
Dibromomethane	ND	0.0010	EPA 8260C	10-23-15	10-23-15	
Bromodichloromethane	ND	0.0010	EPA 8260C	10-23-15	10-23-15	
2-Chloroethyl Vinyl Ether	ND	0.0050	EPA 8260C	10-23-15	10-23-15	
(cis) 1,3-Dichloropropene	ND	0.0010	EPA 8260C	10-23-15	10-23-15	
(trans) 1,3-Dichloropropene	ND	0.0010	EPA 8260C	10-23-15	10-23-15	

This report pertains to the samples analyzed in accordance with the chain of custody,
and is intended only for the use of the individual or company to whom it is addressed.

Date of Report: October 28, 2015
Samples Submitted: October 19, 2015
Laboratory Reference: 1510-139
Project: 457-007

HALOGENATED VOLATILES EPA 8260C
METHOD BLANK QUALITY CONTROL
Page 2 of 2

Analyte	Result	PQL	Method	Date Prepared	Date Analyzed	Flags
Laboratory ID:	MB1023S1					
1,1,2-Trichloroethane	ND	0.0010	EPA 8260C	10-23-15	10-23-15	
Tetrachloroethene	ND	0.0010	EPA 8260C	10-23-15	10-23-15	
1,3-Dichloropropane	ND	0.0010	EPA 8260C	10-23-15	10-23-15	
Dibromochloromethane	ND	0.0010	EPA 8260C	10-23-15	10-23-15	
1,2-Dibromoethane	ND	0.0010	EPA 8260C	10-23-15	10-23-15	
Chlorobenzene	ND	0.0010	EPA 8260C	10-23-15	10-23-15	
1,1,1,2-Tetrachloroethane	ND	0.0010	EPA 8260C	10-23-15	10-23-15	
Bromoform	ND	0.0010	EPA 8260C	10-23-15	10-23-15	
Bromobenzene	ND	0.0010	EPA 8260C	10-23-15	10-23-15	
1,1,2,2-Tetrachloroethane	ND	0.0010	EPA 8260C	10-23-15	10-23-15	
1,2,3-Trichloropropane	ND	0.0010	EPA 8260C	10-23-15	10-23-15	
2-Chlorotoluene	ND	0.0010	EPA 8260C	10-23-15	10-23-15	
4-Chlorotoluene	ND	0.0010	EPA 8260C	10-23-15	10-23-15	
1,3-Dichlorobenzene	ND	0.0010	EPA 8260C	10-23-15	10-23-15	
1,4-Dichlorobenzene	ND	0.0010	EPA 8260C	10-23-15	10-23-15	
1,2-Dichlorobenzene	ND	0.0010	EPA 8260C	10-23-15	10-23-15	
1,2-Dibromo-3-chloropropane	ND	0.0050	EPA 8260C	10-23-15	10-23-15	
1,2,4-Trichlorobenzene	ND	0.0010	EPA 8260C	10-23-15	10-23-15	
Hexachlorobutadiene	ND	0.0050	EPA 8260C	10-23-15	10-23-15	
1,2,3-Trichlorobenzene	ND	0.0010	EPA 8260C	10-23-15	10-23-15	
Surrogate:	*Percent Recovery*	*Control Limits*				
Dibromofluoromethane	*97*	*76-131*				
Toluene-d8	*99*	*83-126*				
4-Bromofluorobenzene	*114*	*60-146*				

This report pertains to the samples analyzed in accordance with the chain of custody,
and is intended only for the use of the individual or company to whom it is addressed.

Date of Report: October 28, 2015
Samples Submitted: October 19, 2015
Laboratory Reference: 1510-139
Project: 457-007

HALOGENATED VOLATILES EPA 8260C
METHOD BLANK QUALITY CONTROL
Page 1 of 2

Matrix: Soil
Units: mg/kg

Analyte	Result	PQL	Method	Date Prepared	Date Analyzed	Flags
Laboratory ID:	MB1026S1					
Dichlorodifluoromethane	ND	0.0010	EPA 8260C	10-26-15	10-26-15	
Chloromethane	ND	0.0050	EPA 8260C	10-26-15	10-26-15	
Vinyl Chloride	ND	0.0010	EPA 8260C	10-26-15	10-26-15	
Bromomethane	ND	0.0010	EPA 8260C	10-26-15	10-26-15	
Chloroethane	ND	0.0050	EPA 8260C	10-26-15	10-26-15	
Trichlorofluoromethane	ND	0.0010	EPA 8260C	10-26-15	10-26-15	
1,1-Dichloroethene	ND	0.0010	EPA 8260C	10-26-15	10-26-15	
Iodomethane	ND	0.0050	EPA 8260C	10-26-15	10-26-15	
Methylene Chloride	ND	0.0050	EPA 8260C	10-26-15	10-26-15	
(trans) 1,2-Dichloroethene	ND	0.0010	EPA 8260C	10-26-15	10-26-15	
1,1-Dichloroethane	ND	0.0010	EPA 8260C	10-26-15	10-26-15	
2,2-Dichloropropane	ND	0.0010	EPA 8260C	10-26-15	10-26-15	
(cis) 1,2-Dichloroethene	ND	0.0010	EPA 8260C	10-26-15	10-26-15	
Bromochloromethane	ND	0.0010	EPA 8260C	10-26-15	10-26-15	
Chloroform	ND	0.0010	EPA 8260C	10-26-15	10-26-15	
1,1,1-Trichloroethane	ND	0.0010	EPA 8260C	10-26-15	10-26-15	
Carbon Tetrachloride	ND	0.0010	EPA 8260C	10-26-15	10-26-15	
1,1-Dichloropropene	ND	0.0010	EPA 8260C	10-26-15	10-26-15	
1,2-Dichloroethane	ND	0.0010	EPA 8260C	10-26-15	10-26-15	
Trichloroethene	ND	0.0010	EPA 8260C	10-26-15	10-26-15	
1,2-Dichloropropane	ND	0.0010	EPA 8260C	10-26-15	10-26-15	
Dibromomethane	ND	0.0010	EPA 8260C	10-26-15	10-26-15	
Bromodichloromethane	ND	0.0010	EPA 8260C	10-26-15	10-26-15	
2-Chloroethyl Vinyl Ether	ND	0.0050	EPA 8260C	10-26-15	10-26-15	
(cis) 1,3-Dichloropropene	ND	0.0010	EPA 8260C	10-26-15	10-26-15	
(trans) 1,3-Dichloropropene	ND	0.0010	EPA 8260C	10-26-15	10-26-15	

This report pertains to the samples analyzed in accordance with the chain of custody,
and is intended only for the use of the individual or company to whom it is addressed.

Date of Report: October 28, 2015
Samples Submitted: October 19, 2015
Laboratory Reference: 1510-139
Project: 457-007

HALOGENATED VOLATILES EPA 8260C
METHOD BLANK QUALITY CONTROL
Page 2 of 2

Analyte	Result	PQL	Method	Date Prepared	Date Analyzed	Flags
Laboratory ID:	MB1026S1					
1,1,2-Trichloroethane	ND	0.0010	EPA 8260C	10-26-15	10-26-15	
Tetrachloroethene	ND	0.0010	EPA 8260C	10-26-15	10-26-15	
1,3-Dichloropropane	ND	0.0010	EPA 8260C	10-26-15	10-26-15	
Dibromochloromethane	ND	0.0010	EPA 8260C	10-26-15	10-26-15	
1,2-Dibromoethane	ND	0.0010	EPA 8260C	10-26-15	10-26-15	
Chlorobenzene	ND	0.0010	EPA 8260C	10-26-15	10-26-15	
1,1,1,2-Tetrachloroethane	ND	0.0010	EPA 8260C	10-26-15	10-26-15	
Bromoform	ND	0.0010	EPA 8260C	10-26-15	10-26-15	
Bromobenzene	ND	0.0010	EPA 8260C	10-26-15	10-26-15	
1,1,2,2-Tetrachloroethane	ND	0.0010	EPA 8260C	10-26-15	10-26-15	
1,2,3-Trichloropropane	ND	0.0010	EPA 8260C	10-26-15	10-26-15	
2-Chlorotoluene	ND	0.0010	EPA 8260C	10-26-15	10-26-15	
4-Chlorotoluene	ND	0.0010	EPA 8260C	10-26-15	10-26-15	
1,3-Dichlorobenzene	ND	0.0010	EPA 8260C	10-26-15	10-26-15	
1,4-Dichlorobenzene	ND	0.0010	EPA 8260C	10-26-15	10-26-15	
1,2-Dichlorobenzene	ND	0.0010	EPA 8260C	10-26-15	10-26-15	
1,2-Dibromo-3-chloropropane	ND	0.0050	EPA 8260C	10-26-15	10-26-15	
1,2,4-Trichlorobenzene	ND	0.0010	EPA 8260C	10-26-15	10-26-15	
Hexachlorobutadiene	ND	0.0050	EPA 8260C	10-26-15	10-26-15	
1,2,3-Trichlorobenzene	ND	0.0010	EPA 8260C	10-26-15	10-26-15	
Surrogate:	*Percent Recovery*	*Control Limits*				
Dibromofluoromethane	*96*	*76-131*				
Toluene-d8	*98*	*83-126*				
4-Bromofluorobenzene	*113*	*60-146*				

This report pertains to the samples analyzed in accordance with the chain of custody,
and is intended only for the use of the individual or company to whom it is addressed.

Date of Report: October 28, 2015
Samples Submitted: October 19, 2015
Laboratory Reference: 1510-139
Project: 457-007

HALOGENATED VOLATILES EPA 8260C
METHOD BLANK QUALITY CONTROL
Page 1 of 2

Matrix: Soil
Units: mg/kg

Analyte	Result	PQL	Method	Date Prepared	Date Analyzed	Flags
Laboratory ID:	MB1027S1					
Dichlorodifluoromethane	ND	0.0010	EPA 8260C	10-27-15	10-27-15	
Chloromethane	ND	0.0050	EPA 8260C	10-27-15	10-27-15	
Vinyl Chloride	ND	0.0010	EPA 8260C	10-27-15	10-27-15	
Bromomethane	ND	0.0010	EPA 8260C	10-27-15	10-27-15	
Chloroethane	ND	0.0050	EPA 8260C	10-27-15	10-27-15	
Trichlorofluoromethane	ND	0.0010	EPA 8260C	10-27-15	10-27-15	
1,1-Dichloroethene	ND	0.0010	EPA 8260C	10-27-15	10-27-15	
Iodomethane	ND	0.0050	EPA 8260C	10-27-15	10-27-15	
Methylene Chloride	ND	0.0063	EPA 8260C	10-27-15	10-27-15	
(trans) 1,2-Dichloroethene	ND	0.0010	EPA 8260C	10-27-15	10-27-15	
1,1-Dichloroethane	ND	0.0010	EPA 8260C	10-27-15	10-27-15	
2,2-Dichloropropane	ND	0.0010	EPA 8260C	10-27-15	10-27-15	
(cis) 1,2-Dichloroethene	ND	0.0010	EPA 8260C	10-27-15	10-27-15	
Bromochloromethane	ND	0.0010	EPA 8260C	10-27-15	10-27-15	
Chloroform	ND	0.0010	EPA 8260C	10-27-15	10-27-15	
1,1,1-Trichloroethane	ND	0.0010	EPA 8260C	10-27-15	10-27-15	
Carbon Tetrachloride	ND	0.0010	EPA 8260C	10-27-15	10-27-15	
1,1-Dichloropropene	ND	0.0010	EPA 8260C	10-27-15	10-27-15	
1,2-Dichloroethane	ND	0.0010	EPA 8260C	10-27-15	10-27-15	
Trichloroethene	ND	0.0010	EPA 8260C	10-27-15	10-27-15	
1,2-Dichloropropane	ND	0.0010	EPA 8260C	10-27-15	10-27-15	
Dibromomethane	ND	0.0010	EPA 8260C	10-27-15	10-27-15	
Bromodichloromethane	ND	0.0010	EPA 8260C	10-27-15	10-27-15	
2-Chloroethyl Vinyl Ether	ND	0.0050	EPA 8260C	10-27-15	10-27-15	
(cis) 1,3-Dichloropropene	ND	0.0010	EPA 8260C	10-27-15	10-27-15	
(trans) 1,3-Dichloropropene	ND	0.0010	EPA 8260C	10-27-15	10-27-15	

This report pertains to the samples analyzed in accordance with the chain of custody,
and is intended only for the use of the individual or company to whom it is addressed.

Date of Report: October 28, 2015
Samples Submitted: October 19, 2015
Laboratory Reference: 1510-139
Project: 457-007

HALOGENATED VOLATILES EPA 8260C
METHOD BLANK QUALITY CONTROL
Page 2 of 2

Analyte	Result	PQL	Method	Date Prepared	Date Analyzed	Flags
Laboratory ID:	MB1027S1					
1,1,2-Trichloroethane	ND	0.0010	EPA 8260C	10-27-15	10-27-15	
Tetrachloroethene	ND	0.0010	EPA 8260C	10-27-15	10-27-15	
1,3-Dichloropropane	ND	0.0010	EPA 8260C	10-27-15	10-27-15	
Dibromochloromethane	ND	0.0010	EPA 8260C	10-27-15	10-27-15	
1,2-Dibromoethane	ND	0.0010	EPA 8260C	10-27-15	10-27-15	
Chlorobenzene	ND	0.0010	EPA 8260C	10-27-15	10-27-15	
1,1,1,2-Tetrachloroethane	ND	0.0010	EPA 8260C	10-27-15	10-27-15	
Bromoform	ND	0.0010	EPA 8260C	10-27-15	10-27-15	
Bromobenzene	ND	0.0010	EPA 8260C	10-27-15	10-27-15	
1,1,2,2-Tetrachloroethane	ND	0.0010	EPA 8260C	10-27-15	10-27-15	
1,2,3-Trichloropropane	ND	0.0010	EPA 8260C	10-27-15	10-27-15	
2-Chlorotoluene	ND	0.0010	EPA 8260C	10-27-15	10-27-15	
4-Chlorotoluene	ND	0.0010	EPA 8260C	10-27-15	10-27-15	
1,3-Dichlorobenzene	ND	0.0010	EPA 8260C	10-27-15	10-27-15	
1,4-Dichlorobenzene	ND	0.0010	EPA 8260C	10-27-15	10-27-15	
1,2-Dichlorobenzene	ND	0.0010	EPA 8260C	10-27-15	10-27-15	
1,2-Dibromo-3-chloropropane	ND	0.0050	EPA 8260C	10-27-15	10-27-15	
1,2,4-Trichlorobenzene	ND	0.0010	EPA 8260C	10-27-15	10-27-15	
Hexachlorobutadiene	ND	0.0050	EPA 8260C	10-27-15	10-27-15	
1,2,3-Trichlorobenzene	ND	0.0010	EPA 8260C	10-27-15	10-27-15	
Surrogate:	*Percent Recovery*	*Control Limits*				
Dibromofluoromethane	*97*	*76-131*				
Toluene-d8	*98*	*83-126*				
4-Bromofluorobenzene	*114*	*60-146*				

This report pertains to the samples analyzed in accordance with the chain of custody,
and is intended only for the use of the individual or company to whom it is addressed.

Date of Report: October 28, 2015
Samples Submitted: October 19, 2015
Laboratory Reference: 1510-139
Project: 457-007

HALOGENATED VOLATILES EPA 8260C
METHOD BLANK QUALITY CONTROL
Page 1 of 2

Matrix: Soil
Units: mg/kg

Analyte	Result	PQL	Method	Date Prepared	Date Analyzed	Flags
Laboratory ID:	MB1028S1					
Dichlorodifluoromethane	ND	0.0010	EPA 8260C	10-28-15	10-28-15	
Chloromethane	ND	0.0050	EPA 8260C	10-28-15	10-28-15	
Vinyl Chloride	ND	0.0010	EPA 8260C	10-28-15	10-28-15	
Bromomethane	ND	0.0010	EPA 8260C	10-28-15	10-28-15	
Chloroethane	ND	0.0050	EPA 8260C	10-28-15	10-28-15	
Trichlorofluoromethane	ND	0.0010	EPA 8260C	10-28-15	10-28-15	
1,1-Dichloroethene	ND	0.0010	EPA 8260C	10-28-15	10-28-15	
Iodomethane	ND	0.0050	EPA 8260C	10-28-15	10-28-15	
Methylene Chloride	ND	0.0050	EPA 8260C	10-28-15	10-28-15	
(trans) 1,2-Dichloroethene	ND	0.0010	EPA 8260C	10-28-15	10-28-15	
1,1-Dichloroethane	ND	0.0010	EPA 8260C	10-28-15	10-28-15	
2,2-Dichloropropane	ND	0.0010	EPA 8260C	10-28-15	10-28-15	
(cis) 1,2-Dichloroethene	ND	0.0010	EPA 8260C	10-28-15	10-28-15	
Bromochloromethane	ND	0.0010	EPA 8260C	10-28-15	10-28-15	
Chloroform	ND	0.0010	EPA 8260C	10-28-15	10-28-15	
1,1,1-Trichloroethane	ND	0.0010	EPA 8260C	10-28-15	10-28-15	
Carbon Tetrachloride	ND	0.0010	EPA 8260C	10-28-15	10-28-15	
1,1-Dichloropropene	ND	0.0010	EPA 8260C	10-28-15	10-28-15	
1,2-Dichloroethane	ND	0.0010	EPA 8260C	10-28-15	10-28-15	
Trichloroethene	ND	0.0010	EPA 8260C	10-28-15	10-28-15	
1,2-Dichloropropane	ND	0.0010	EPA 8260C	10-28-15	10-28-15	
Dibromomethane	ND	0.0010	EPA 8260C	10-28-15	10-28-15	
Bromodichloromethane	ND	0.0010	EPA 8260C	10-28-15	10-28-15	
2-Chloroethyl Vinyl Ether	ND	0.0050	EPA 8260C	10-28-15	10-28-15	
(cis) 1,3-Dichloropropene	ND	0.0010	EPA 8260C	10-28-15	10-28-15	
(trans) 1,3-Dichloropropene	ND	0.0010	EPA 8260C	10-28-15	10-28-15	

This report pertains to the samples analyzed in accordance with the chain of custody,
and is intended only for the use of the individual or company to whom it is addressed.

Date of Report: October 28, 2015
Samples Submitted: October 19, 2015
Laboratory Reference: 1510-139
Project: 457-007

HALOGENATED VOLATILES EPA 8260C
METHOD BLANK QUALITY CONTROL
Page 2 of 2

Analyte	Result	PQL	Method	Date Prepared	Date Analyzed	Flags
Laboratory ID:	MB1028S1					
1,1,2-Trichloroethane	ND	0.0010	EPA 8260C	10-28-15	10-28-15	
Tetrachloroethene	ND	0.0010	EPA 8260C	10-28-15	10-28-15	
1,3-Dichloropropane	ND	0.0010	EPA 8260C	10-28-15	10-28-15	
Dibromochloromethane	ND	0.0010	EPA 8260C	10-28-15	10-28-15	
1,2-Dibromoethane	ND	0.0010	EPA 8260C	10-28-15	10-28-15	
Chlorobenzene	ND	0.0010	EPA 8260C	10-28-15	10-28-15	
1,1,1,2-Tetrachloroethane	ND	0.0010	EPA 8260C	10-28-15	10-28-15	
Bromoform	ND	0.0010	EPA 8260C	10-28-15	10-28-15	
Bromobenzene	ND	0.0010	EPA 8260C	10-28-15	10-28-15	
1,1,2,2-Tetrachloroethane	ND	0.0010	EPA 8260C	10-28-15	10-28-15	
1,2,3-Trichloropropane	ND	0.0010	EPA 8260C	10-28-15	10-28-15	
2-Chlorotoluene	ND	0.0010	EPA 8260C	10-28-15	10-28-15	
4-Chlorotoluene	ND	0.0010	EPA 8260C	10-28-15	10-28-15	
1,3-Dichlorobenzene	ND	0.0010	EPA 8260C	10-28-15	10-28-15	
1,4-Dichlorobenzene	ND	0.0010	EPA 8260C	10-28-15	10-28-15	
1,2-Dichlorobenzene	ND	0.0010	EPA 8260C	10-28-15	10-28-15	
1,2-Dibromo-3-chloropropane	ND	0.0050	EPA 8260C	10-28-15	10-28-15	
1,2,4-Trichlorobenzene	ND	0.0010	EPA 8260C	10-28-15	10-28-15	
Hexachlorobutadiene	ND	0.0050	EPA 8260C	10-28-15	10-28-15	
1,2,3-Trichlorobenzene	ND	0.0010	EPA 8260C	10-28-15	10-28-15	
Surrogate:	*Percent Recovery*	*Control Limits*				
Dibromofluoromethane	*97*	*76-131*				
Toluene-d8	*99*	*83-126*				
4-Bromofluorobenzene	*117*	*60-146*				

This report pertains to the samples analyzed in accordance with the chain of custody,
and is intended only for the use of the individual or company to whom it is addressed.

Date of Report: October 28, 2015
Samples Submitted: October 19, 2015
Laboratory Reference: 1510-139
Project: 457-007

HALOGENATED VOLATILES EPA 8260C
SB/SBD QUALITY CONTROL

Matrix: Soil
Units: mg/kg

Analyte	Result		Spike Level		Percent Recovery		Recovery Limits	RPD	RPD Limit	Flags
SPIKE BLANKS										
Laboratory ID:	SB1021S1									
	SB	SBD	SB	SBD	SB	SBD				
1,1-Dichloroethene	**0.0427**	**0.0427**	0.0500	0.0500	85	85	68-126	0	15	
Benzene	**0.0439**	**0.0440**	0.0500	0.0500	88	88	75-121	0	15	
Trichloroethene	**0.0425**	**0.0429**	0.0500	0.0500	85	86	83-116	1	15	
Toluene	**0.0456**	**0.0460**	0.0500	0.0500	91	92	80-115	1	15	
Chlorobenzene	**0.0467**	**0.0478**	0.0500	0.0500	93	96	76-120	2	15	
Surrogate:										
Dibromofluoromethane					*89*	*90*	*76-131*			
Toluene-d8					*90*	*94*	*83-126*			
4-Bromofluorobenzene					*105*	*108*	*60-146*			

This report pertains to the samples analyzed in accordance with the chain of custody,
and is intended only for the use of the individual or company to whom it is addressed.

Date of Report: October 28, 2015
Samples Submitted: October 19, 2015
Laboratory Reference: 1510-139
Project: 457-007

HALOGENATED VOLATILES EPA 8260C
SB/SBD QUALITY CONTROL

Matrix: Soil
Units: mg/kg

Analyte	Result		Spike Level		Percent Recovery		Recovery Limits	RPD	RPD Limit	Flags
SPIKE BLANKS										
Laboratory ID:	SB1022S1									
	SB	SBD	SB	SBD	SB	SBD				
1,1-Dichloroethene	**0.0415**	**0.0444**	0.0500	0.0500	83	89	68-126	7	15	
Benzene	**0.0428**	**0.0452**	0.0500	0.0500	86	90	75-121	5	15	
Trichloroethene	**0.0416**	**0.0428**	0.0500	0.0500	83	86	83-116	3	15	
Toluene	**0.0439**	**0.0462**	0.0500	0.0500	88	92	80-115	5	15	
Chlorobenzene	**0.0459**	**0.0483**	0.0500	0.0500	92	97	76-120	5	15	
Surrogate:										
Dibromofluoromethane					*86*	*93*	*76-131*			
Toluene-d8					*87*	*92*	*83-126*			
4-Bromofluorobenzene					*99*	*109*	*60-146*			

This report pertains to the samples analyzed in accordance with the chain of custody,
and is intended only for the use of the individual or company to whom it is addressed.

Date of Report: October 28, 2015
Samples Submitted: October 19, 2015
Laboratory Reference: 1510-139
Project: 457-007

HALOGENATED VOLATILES EPA 8260C
SB/SBD QUALITY CONTROL

Matrix: Soil
Units: mg/kg

Analyte	Result		Spike Level		Percent Recovery		Recovery Limits	RPD	RPD Limit	Flags
SPIKE BLANKS										
Laboratory ID:	SB1023S1									
	SB	SBD	SB	SBD	SB	SBD				
1,1-Dichloroethene	**0.0412**	**0.0436**	0.0500	0.0500	82	87	68-126	6	15	
Benzene	**0.0448**	**0.0446**	0.0500	0.0500	90	89	75-121	0	15	
Trichloroethene	**0.0434**	**0.0428**	0.0500	0.0500	87	86	83-116	1	15	
Toluene	**0.0454**	**0.0462**	0.0500	0.0500	91	92	80-115	2	15	
Chlorobenzene	**0.0469**	**0.0476**	0.0500	0.0500	94	95	76-120	1	15	
Surrogate:										
Dibromofluoromethane					*90*	*92*	*76-131*			
Toluene-d8					*90*	*91*	*83-126*			
4-Bromofluorobenzene					*104*	*106*	*60-146*			

This report pertains to the samples analyzed in accordance with the chain of custody,
and is intended only for the use of the individual or company to whom it is addressed.

Date of Report: October 28, 2015
Samples Submitted: October 19, 2015
Laboratory Reference: 1510-139
Project: 457-007

HALOGENATED VOLATILES EPA 8260C
SB/SBD QUALITY CONTROL

Matrix: Soil
Units: mg/kg

Analyte	Result		Spike Level		Percent Recovery		Recovery Limits	RPD	RPD Limit	Flags
SPIKE BLANKS										
Laboratory ID:	SB1026S1									
	SB	SBD	SB	SBD	SB	SBD				
1,1-Dichloroethene	**0.0429**	**0.0413**	0.0500	0.0500	86	83	68-126	4	15	
Benzene	**0.0455**	**0.0451**	0.0500	0.0500	91	90	75-121	1	15	
Trichloroethene	**0.0444**	**0.0421**	0.0500	0.0500	89	84	83-116	5	15	
Toluene	**0.0465**	**0.0459**	0.0500	0.0500	93	92	80-115	1	15	
Chlorobenzene	**0.0475**	**0.0464**	0.0500	0.0500	95	93	76-120	2	15	
Surrogate:										
Dibromofluoromethane					*91*	*89*	*76-131*			
Toluene-d8					*92*	*92*	*83-126*			
4-Bromofluorobenzene					*105*	*107*	*60-146*			

This report pertains to the samples analyzed in accordance with the chain of custody,
and is intended only for the use of the individual or company to whom it is addressed.

Date of Report: October 28, 2015
Samples Submitted: October 19, 2015
Laboratory Reference: 1510-139
Project: 457-007

HALOGENATED VOLATILES EPA 8260C
SB/SBD QUALITY CONTROL

Matrix: Soil
Units: mg/kg

Analyte	Result		Spike Level		Percent Recovery		Recovery Limits	RPD	RPD Limit	Flags
SPIKE BLANKS										
Laboratory ID:	SB1027S1									
	SB	SBD	SB	SBD	SB	SBD				
1,1-Dichloroethene	**0.0414**	**0.0444**	0.0500	0.0500	83	89	68-126	7	15	
Benzene	**0.0434**	**0.0481**	0.0500	0.0500	87	96	75-121	10	15	
Trichloroethene	**0.0428**	**0.0422**	0.0500	0.0500	86	84	83-116	1	15	
Toluene	**0.0473**	**0.0453**	0.0500	0.0500	95	91	80-115	4	15	
Chlorobenzene	**0.0506**	**0.0476**	0.0500	0.0500	101	95	76-120	6	15	
Surrogate:										
Dibromofluoromethane					*91*	*99*	*76-131*			
Toluene-d8					*92*	*96*	*83-126*			
4-Bromofluorobenzene					*107*	*111*	*60-146*			

This report pertains to the samples analyzed in accordance with the chain of custody,
and is intended only for the use of the individual or company to whom it is addressed.

Date of Report: October 28, 2015
Samples Submitted: October 19, 2015
Laboratory Reference: 1510-139
Project: 457-007

HALOGENATED VOLATILES EPA 8260C
SB/SBD QUALITY CONTROL

Matrix: Soil
Units: mg/kg

Analyte	Result		Spike Level		Percent Recovery		Recovery Limits	RPD	RPD Limit	Flags
SPIKE BLANKS										
Laboratory ID:	SB1028S1									
	SB	SBD	SB	SBD	SB	SBD				
1,1-Dichloroethene	**0.0521**	**0.0530**	0.0500	0.0500	104	106	68-126	2	15	
Benzene	**0.0494**	**0.0501**	0.0500	0.0500	99	100	75-121	1	15	
Trichloroethene	**0.0454**	**0.0454**	0.0500	0.0500	91	91	83-116	0	15	
Toluene	**0.0489**	**0.0491**	0.0500	0.0500	98	98	80-115	0	15	
Chlorobenzene	**0.0504**	**0.0499**	0.0500	0.0500	101	100	76-120	1	15	
Surrogate:										
Dibromofluoromethane					*89*	*93*	*76-131*			
Toluene-d8					*90*	*94*	*83-126*			
4-Bromofluorobenzene					*103*	*110*	*60-146*			

This report pertains to the samples analyzed in accordance with the chain of custody,
and is intended only for the use of the individual or company to whom it is addressed.

Date of Report: October 28, 2015
Samples Submitted: October 19, 2015
Laboratory Reference: 1510-139
Project: 457-007

HALOGENATED VOLATILES EPA 8260C
page 1 of 2

Matrix: Water
Units: ug/L

Analyte	Result	PQL	Method	Date Prepared	Date Analyzed	Flags
Client ID:	**P4-TRIP BLANK-1**					
Laboratory ID:	10-139-60					
Dichlorodifluoromethane	ND	0.20	EPA 8260C	10-20-15	10-20-15	
Chloromethane	ND	1.0	EPA 8260C	10-20-15	10-20-15	
Vinyl Chloride	ND	0.20	EPA 8260C	10-20-15	10-20-15	
Bromomethane	ND	0.20	EPA 8260C	10-20-15	10-20-15	
Chloroethane	ND	1.0	EPA 8260C	10-20-15	10-20-15	
Trichlorofluoromethane	ND	0.20	EPA 8260C	10-20-15	10-20-15	
1,1-Dichloroethene	ND	0.20	EPA 8260C	10-20-15	10-20-15	
Iodomethane	ND	1.0	EPA 8260C	10-20-15	10-20-15	
Methylene Chloride	ND	1.0	EPA 8260C	10-20-15	10-20-15	
(trans) 1,2-Dichloroethene	ND	0.20	EPA 8260C	10-20-15	10-20-15	
1,1-Dichloroethane	ND	0.20	EPA 8260C	10-20-15	10-20-15	
2,2-Dichloropropane	ND	0.20	EPA 8260C	10-20-15	10-20-15	
(cis) 1,2-Dichloroethene	ND	0.20	EPA 8260C	10-20-15	10-20-15	
Bromochloromethane	ND	0.20	EPA 8260C	10-20-15	10-20-15	
Chloroform	ND	0.20	EPA 8260C	10-20-15	10-20-15	
1,1,1-Trichloroethane	ND	0.20	EPA 8260C	10-20-15	10-20-15	
Carbon Tetrachloride	ND	0.20	EPA 8260C	10-20-15	10-20-15	
1,1-Dichloropropene	ND	0.20	EPA 8260C	10-20-15	10-20-15	
1,2-Dichloroethane	ND	0.20	EPA 8260C	10-20-15	10-20-15	
Trichloroethene	ND	0.20	EPA 8260C	10-20-15	10-20-15	
1,2-Dichloropropane	ND	0.20	EPA 8260C	10-20-15	10-20-15	
Dibromomethane	ND	0.20	EPA 8260C	10-20-15	10-20-15	
Bromodichloromethane	ND	0.20	EPA 8260C	10-20-15	10-20-15	
2-Chloroethyl Vinyl Ether	ND	1.6	EPA 8260C	10-20-15	10-20-15	
(cis) 1,3-Dichloropropene	ND	0.20	EPA 8260C	10-20-15	10-20-15	
(trans) 1,3-Dichloropropene	ND	0.20	EPA 8260C	10-20-15	10-20-15	

This report pertains to the samples analyzed in accordance with the chain of custody,
and is intended only for the use of the individual or company to whom it is addressed.

Date of Report: October 28, 2015
Samples Submitted: October 19, 2015
Laboratory Reference: 1510-139
Project: 457-007

HALOGENATED VOLATILES EPA 8260C
page 2 of 2

Analyte	Result	PQL	Method	Date Prepared	Date Analyzed	Flags
Client ID:	**P4-TRIP BLANK-1**					
Laboratory ID:	10-139-60					
1,1,2-Trichloroethane	ND	0.20	EPA 8260C	10-20-15	10-20-15	
Tetrachloroethene	ND	0.20	EPA 8260C	10-20-15	10-20-15	
1,3-Dichloropropane	ND	0.20	EPA 8260C	10-20-15	10-20-15	
Dibromochloromethane	ND	0.20	EPA 8260C	10-20-15	10-20-15	
1,2-Dibromoethane	ND	0.20	EPA 8260C	10-20-15	10-20-15	
Chlorobenzene	ND	0.20	EPA 8260C	10-20-15	10-20-15	
1,1,1,2-Tetrachloroethane	ND	0.20	EPA 8260C	10-20-15	10-20-15	
Bromoform	ND	1.0	EPA 8260C	10-20-15	10-20-15	
Bromobenzene	ND	0.20	EPA 8260C	10-20-15	10-20-15	
1,1,2,2-Tetrachloroethane	ND	0.20	EPA 8260C	10-20-15	10-20-15	
1,2,3-Trichloropropane	ND	0.20	EPA 8260C	10-20-15	10-20-15	
2-Chlorotoluene	ND	0.20	EPA 8260C	10-20-15	10-20-15	
4-Chlorotoluene	ND	0.20	EPA 8260C	10-20-15	10-20-15	
1,3-Dichlorobenzene	ND	0.20	EPA 8260C	10-20-15	10-20-15	
1,4-Dichlorobenzene	ND	0.20	EPA 8260C	10-20-15	10-20-15	
1,2-Dichlorobenzene	ND	0.20	EPA 8260C	10-20-15	10-20-15	
1,2-Dibromo-3-chloropropane	ND	1.0	EPA 8260C	10-20-15	10-20-15	
1,2,4-Trichlorobenzene	ND	0.20	EPA 8260C	10-20-15	10-20-15	
Hexachlorobutadiene	ND	0.20	EPA 8260C	10-20-15	10-20-15	
1,2,3-Trichlorobenzene	ND	0.20	EPA 8260C	10-20-15	10-20-15	
Surrogate:	*Percent Recovery*	*Control Limits*				
Dibromofluoromethane	*114*	*71-131*				
Toluene-d8	*103*	*80-120*				
4-Bromofluorobenzene	*94*	*80-120*				

This report pertains to the samples analyzed in accordance with the chain of custody,
and is intended only for the use of the individual or company to whom it is addressed.

Date of Report: October 28, 2015
Samples Submitted: October 19, 2015
Laboratory Reference: 1510-139
Project: 457-007

HALOGENATED VOLATILES EPA 8260C
page 1 of 2

Matrix: Water
Units: ug/L

Analyte	Result	PQL	Method	Date Prepared	Date Analyzed	Flags
Client ID:	**P4-TRIP BLANK-2**					
Laboratory ID:	10-139-61					
Dichlorodifluoromethane	ND	0.20	EPA 8260C	10-20-15	10-20-15	
Chloromethane	ND	1.0	EPA 8260C	10-20-15	10-20-15	
Vinyl Chloride	ND	0.20	EPA 8260C	10-20-15	10-20-15	
Bromomethane	ND	0.20	EPA 8260C	10-20-15	10-20-15	
Chloroethane	ND	1.0	EPA 8260C	10-20-15	10-20-15	
Trichlorofluoromethane	ND	0.20	EPA 8260C	10-20-15	10-20-15	
1,1-Dichloroethene	ND	0.20	EPA 8260C	10-20-15	10-20-15	
Iodomethane	ND	1.0	EPA 8260C	10-20-15	10-20-15	
Methylene Chloride	ND	1.0	EPA 8260C	10-20-15	10-20-15	
(trans) 1,2-Dichloroethene	ND	0.20	EPA 8260C	10-20-15	10-20-15	
1,1-Dichloroethane	ND	0.20	EPA 8260C	10-20-15	10-20-15	
2,2-Dichloropropane	ND	0.20	EPA 8260C	10-20-15	10-20-15	
(cis) 1,2-Dichloroethene	ND	0.20	EPA 8260C	10-20-15	10-20-15	
Bromochloromethane	ND	0.20	EPA 8260C	10-20-15	10-20-15	
Chloroform	ND	0.20	EPA 8260C	10-20-15	10-20-15	
1,1,1-Trichloroethane	ND	0.20	EPA 8260C	10-20-15	10-20-15	
Carbon Tetrachloride	ND	0.20	EPA 8260C	10-20-15	10-20-15	
1,1-Dichloropropene	ND	0.20	EPA 8260C	10-20-15	10-20-15	
1,2-Dichloroethane	ND	0.20	EPA 8260C	10-20-15	10-20-15	
Trichloroethene	ND	0.20	EPA 8260C	10-20-15	10-20-15	
1,2-Dichloropropane	ND	0.20	EPA 8260C	10-20-15	10-20-15	
Dibromomethane	ND	0.20	EPA 8260C	10-20-15	10-20-15	
Bromodichloromethane	ND	0.20	EPA 8260C	10-20-15	10-20-15	
2-Chloroethyl Vinyl Ether	ND	1.6	EPA 8260C	10-20-15	10-20-15	
(cis) 1,3-Dichloropropene	ND	0.20	EPA 8260C	10-20-15	10-20-15	
(trans) 1,3-Dichloropropene	ND	0.20	EPA 8260C	10-20-15	10-20-15	

This report pertains to the samples analyzed in accordance with the chain of custody,
and is intended only for the use of the individual or company to whom it is addressed.

Date of Report: October 28, 2015
Samples Submitted: October 19, 2015
Laboratory Reference: 1510-139
Project: 457-007

HALOGENATED VOLATILES EPA 8260C
page 2 of 2

Analyte	Result	PQL	Method	Date Prepared	Date Analyzed	Flags
Client ID:	**P4-TRIP BLANK-2**					
Laboratory ID:	10-139-61					
1,1,2-Trichloroethane	ND	0.20	EPA 8260C	10-20-15	10-20-15	
Tetrachloroethene	ND	0.20	EPA 8260C	10-20-15	10-20-15	
1,3-Dichloropropane	ND	0.20	EPA 8260C	10-20-15	10-20-15	
Dibromochloromethane	ND	0.20	EPA 8260C	10-20-15	10-20-15	
1,2-Dibromoethane	ND	0.20	EPA 8260C	10-20-15	10-20-15	
Chlorobenzene	ND	0.20	EPA 8260C	10-20-15	10-20-15	
1,1,1,2-Tetrachloroethane	ND	0.20	EPA 8260C	10-20-15	10-20-15	
Bromoform	ND	1.0	EPA 8260C	10-20-15	10-20-15	
Bromobenzene	ND	0.20	EPA 8260C	10-20-15	10-20-15	
1,1,2,2-Tetrachloroethane	ND	0.20	EPA 8260C	10-20-15	10-20-15	
1,2,3-Trichloropropane	ND	0.20	EPA 8260C	10-20-15	10-20-15	
2-Chlorotoluene	ND	0.20	EPA 8260C	10-20-15	10-20-15	
4-Chlorotoluene	ND	0.20	EPA 8260C	10-20-15	10-20-15	
1,3-Dichlorobenzene	ND	0.20	EPA 8260C	10-20-15	10-20-15	
1,4-Dichlorobenzene	ND	0.20	EPA 8260C	10-20-15	10-20-15	
1,2-Dichlorobenzene	ND	0.20	EPA 8260C	10-20-15	10-20-15	
1,2-Dibromo-3-chloropropane	ND	1.0	EPA 8260C	10-20-15	10-20-15	
1,2,4-Trichlorobenzene	ND	0.20	EPA 8260C	10-20-15	10-20-15	
Hexachlorobutadiene	ND	0.20	EPA 8260C	10-20-15	10-20-15	
1,2,3-Trichlorobenzene	ND	0.20	EPA 8260C	10-20-15	10-20-15	
Surrogate:	*Percent Recovery*	*Control Limits*				
Dibromofluoromethane	*114*	*71-131*				
Toluene-d8	*104*	*80-120*				
4-Bromofluorobenzene	*92*	*80-120*				

This report pertains to the samples analyzed in accordance with the chain of custody,
and is intended only for the use of the individual or company to whom it is addressed.

Date of Report: October 28, 2015
Samples Submitted: October 19, 2015
Laboratory Reference: 1510-139
Project: 457-007

HALOGENATED VOLATILES EPA 8260C
page 1 of 2

Matrix: Water
Units: ug/L

Analyte	Result	PQL	Method	Date Prepared	Date Analyzed	Flags
Client ID:	**P4-TRIP BLANK-3**					
Laboratory ID:	10-139-62					
Dichlorodifluoromethane	ND	0.20	EPA 8260C	10-20-15	10-20-15	
Chloromethane	ND	1.0	EPA 8260C	10-20-15	10-20-15	
Vinyl Chloride	ND	0.20	EPA 8260C	10-20-15	10-20-15	
Bromomethane	ND	0.20	EPA 8260C	10-20-15	10-20-15	
Chloroethane	ND	1.0	EPA 8260C	10-20-15	10-20-15	
Trichlorofluoromethane	ND	0.20	EPA 8260C	10-20-15	10-20-15	
1,1-Dichloroethene	ND	0.20	EPA 8260C	10-20-15	10-20-15	
Iodomethane	ND	1.0	EPA 8260C	10-20-15	10-20-15	
Methylene Chloride	ND	1.0	EPA 8260C	10-20-15	10-20-15	
(trans) 1,2-Dichloroethene	ND	0.20	EPA 8260C	10-20-15	10-20-15	
1,1-Dichloroethane	ND	0.20	EPA 8260C	10-20-15	10-20-15	
2,2-Dichloropropane	ND	0.20	EPA 8260C	10-20-15	10-20-15	
(cis) 1,2-Dichloroethene	ND	0.20	EPA 8260C	10-20-15	10-20-15	
Bromochloromethane	ND	0.20	EPA 8260C	10-20-15	10-20-15	
Chloroform	ND	0.20	EPA 8260C	10-20-15	10-20-15	
1,1,1-Trichloroethane	ND	0.20	EPA 8260C	10-20-15	10-20-15	
Carbon Tetrachloride	ND	0.20	EPA 8260C	10-20-15	10-20-15	
1,1-Dichloropropene	ND	0.20	EPA 8260C	10-20-15	10-20-15	
1,2-Dichloroethane	ND	0.20	EPA 8260C	10-20-15	10-20-15	
Trichloroethene	ND	0.20	EPA 8260C	10-20-15	10-20-15	
1,2-Dichloropropane	ND	0.20	EPA 8260C	10-20-15	10-20-15	
Dibromomethane	ND	0.20	EPA 8260C	10-20-15	10-20-15	
Bromodichloromethane	ND	0.20	EPA 8260C	10-20-15	10-20-15	
2-Chloroethyl Vinyl Ether	ND	1.6	EPA 8260C	10-20-15	10-20-15	
(cis) 1,3-Dichloropropene	ND	0.20	EPA 8260C	10-20-15	10-20-15	
(trans) 1,3-Dichloropropene	ND	0.20	EPA 8260C	10-20-15	10-20-15	

This report pertains to the samples analyzed in accordance with the chain of custody,
and is intended only for the use of the individual or company to whom it is addressed.

Date of Report: October 28, 2015
Samples Submitted: October 19, 2015
Laboratory Reference: 1510-139
Project: 457-007

HALOGENATED VOLATILES EPA 8260C
page 2 of 2

Analyte	Result	PQL	Method	Date Prepared	Date Analyzed	Flags
Client ID:	**P4-TRIP BLANK-3**					
Laboratory ID:	10-139-62					
1,1,2-Trichloroethane	ND	0.20	EPA 8260C	10-20-15	10-20-15	
Tetrachloroethene	ND	0.20	EPA 8260C	10-20-15	10-20-15	
1,3-Dichloropropane	ND	0.20	EPA 8260C	10-20-15	10-20-15	
Dibromochloromethane	ND	0.20	EPA 8260C	10-20-15	10-20-15	
1,2-Dibromoethane	ND	0.20	EPA 8260C	10-20-15	10-20-15	
Chlorobenzene	ND	0.20	EPA 8260C	10-20-15	10-20-15	
1,1,1,2-Tetrachloroethane	ND	0.20	EPA 8260C	10-20-15	10-20-15	
Bromoform	ND	1.0	EPA 8260C	10-20-15	10-20-15	
Bromobenzene	ND	0.20	EPA 8260C	10-20-15	10-20-15	
1,1,2,2-Tetrachloroethane	ND	0.20	EPA 8260C	10-20-15	10-20-15	
1,2,3-Trichloropropane	ND	0.20	EPA 8260C	10-20-15	10-20-15	
2-Chlorotoluene	ND	0.20	EPA 8260C	10-20-15	10-20-15	
4-Chlorotoluene	ND	0.20	EPA 8260C	10-20-15	10-20-15	
1,3-Dichlorobenzene	ND	0.20	EPA 8260C	10-20-15	10-20-15	
1,4-Dichlorobenzene	ND	0.20	EPA 8260C	10-20-15	10-20-15	
1,2-Dichlorobenzene	ND	0.20	EPA 8260C	10-20-15	10-20-15	
1,2-Dibromo-3-chloropropane	ND	1.0	EPA 8260C	10-20-15	10-20-15	
1,2,4-Trichlorobenzene	ND	0.20	EPA 8260C	10-20-15	10-20-15	
Hexachlorobutadiene	ND	0.20	EPA 8260C	10-20-15	10-20-15	
1,2,3-Trichlorobenzene	ND	0.20	EPA 8260C	10-20-15	10-20-15	
Surrogate:	*Percent Recovery*	*Control Limits*				
Dibromofluoromethane	*113*	*71-131*				
Toluene-d8	*103*	*80-120*				
4-Bromofluorobenzene	*94*	*80-120*				

This report pertains to the samples analyzed in accordance with the chain of custody,
and is intended only for the use of the individual or company to whom it is addressed.

Date of Report: October 28, 2015
Samples Submitted: October 19, 2015
Laboratory Reference: 1510-139
Project: 457-007

HALOGENATED VOLATILES EPA 8260C
page 1 of 2

Matrix: Water
Units: ug/L

Analyte	Result	PQL	Method	Date Prepared	Date Analyzed	Flags
Client ID:	**P4-TRIP BLANK-4**					
Laboratory ID:	10-139-63					
Dichlorodifluoromethane	ND	0.20	EPA 8260C	10-20-15	10-20-15	
Chloromethane	ND	1.0	EPA 8260C	10-20-15	10-20-15	
Vinyl Chloride	ND	0.20	EPA 8260C	10-20-15	10-20-15	
Bromomethane	ND	0.20	EPA 8260C	10-20-15	10-20-15	
Chloroethane	ND	1.0	EPA 8260C	10-20-15	10-20-15	
Trichlorofluoromethane	ND	0.20	EPA 8260C	10-20-15	10-20-15	
1,1-Dichloroethene	ND	0.20	EPA 8260C	10-20-15	10-20-15	
Iodomethane	ND	1.0	EPA 8260C	10-20-15	10-20-15	
Methylene Chloride	ND	1.0	EPA 8260C	10-20-15	10-20-15	
(trans) 1,2-Dichloroethene	ND	0.20	EPA 8260C	10-20-15	10-20-15	
1,1-Dichloroethane	ND	0.20	EPA 8260C	10-20-15	10-20-15	
2,2-Dichloropropane	ND	0.20	EPA 8260C	10-20-15	10-20-15	
(cis) 1,2-Dichloroethene	ND	0.20	EPA 8260C	10-20-15	10-20-15	
Bromochloromethane	ND	0.20	EPA 8260C	10-20-15	10-20-15	
Chloroform	ND	0.20	EPA 8260C	10-20-15	10-20-15	
1,1,1-Trichloroethane	ND	0.20	EPA 8260C	10-20-15	10-20-15	
Carbon Tetrachloride	ND	0.20	EPA 8260C	10-20-15	10-20-15	
1,1-Dichloropropene	ND	0.20	EPA 8260C	10-20-15	10-20-15	
1,2-Dichloroethane	ND	0.20	EPA 8260C	10-20-15	10-20-15	
Trichloroethene	ND	0.20	EPA 8260C	10-20-15	10-20-15	
1,2-Dichloropropane	ND	0.20	EPA 8260C	10-20-15	10-20-15	
Dibromomethane	ND	0.20	EPA 8260C	10-20-15	10-20-15	
Bromodichloromethane	ND	0.20	EPA 8260C	10-20-15	10-20-15	
2-Chloroethyl Vinyl Ether	ND	1.6	EPA 8260C	10-20-15	10-20-15	
(cis) 1,3-Dichloropropene	ND	0.20	EPA 8260C	10-20-15	10-20-15	
(trans) 1,3-Dichloropropene	ND	0.20	EPA 8260C	10-20-15	10-20-15	

This report pertains to the samples analyzed in accordance with the chain of custody,
and is intended only for the use of the individual or company to whom it is addressed.

Date of Report: October 28, 2015
Samples Submitted: October 19, 2015
Laboratory Reference: 1510-139
Project: 457-007

HALOGENATED VOLATILES EPA 8260C
page 2 of 2

Analyte	Result	PQL	Method	Date Prepared	Date Analyzed	Flags
Client ID:	**P4-TRIP BLANK-4**					
Laboratory ID:	10-139-63					
1,1,2-Trichloroethane	ND	0.20	EPA 8260C	10-20-15	10-20-15	
Tetrachloroethene	ND	0.20	EPA 8260C	10-20-15	10-20-15	
1,3-Dichloropropane	ND	0.20	EPA 8260C	10-20-15	10-20-15	
Dibromochloromethane	ND	0.20	EPA 8260C	10-20-15	10-20-15	
1,2-Dibromoethane	ND	0.20	EPA 8260C	10-20-15	10-20-15	
Chlorobenzene	ND	0.20	EPA 8260C	10-20-15	10-20-15	
1,1,1,2-Tetrachloroethane	ND	0.20	EPA 8260C	10-20-15	10-20-15	
Bromoform	ND	1.0	EPA 8260C	10-20-15	10-20-15	
Bromobenzene	ND	0.20	EPA 8260C	10-20-15	10-20-15	
1,1,2,2-Tetrachloroethane	ND	0.20	EPA 8260C	10-20-15	10-20-15	
1,2,3-Trichloropropane	ND	0.20	EPA 8260C	10-20-15	10-20-15	
2-Chlorotoluene	ND	0.20	EPA 8260C	10-20-15	10-20-15	
4-Chlorotoluene	ND	0.20	EPA 8260C	10-20-15	10-20-15	
1,3-Dichlorobenzene	ND	0.20	EPA 8260C	10-20-15	10-20-15	
1,4-Dichlorobenzene	ND	0.20	EPA 8260C	10-20-15	10-20-15	
1,2-Dichlorobenzene	ND	0.20	EPA 8260C	10-20-15	10-20-15	
1,2-Dibromo-3-chloropropane	ND	1.0	EPA 8260C	10-20-15	10-20-15	
1,2,4-Trichlorobenzene	ND	0.20	EPA 8260C	10-20-15	10-20-15	
Hexachlorobutadiene	ND	0.20	EPA 8260C	10-20-15	10-20-15	
1,2,3-Trichlorobenzene	ND	0.20	EPA 8260C	10-20-15	10-20-15	
Surrogate:	*Percent Recovery*	*Control Limits*				
Dibromofluoromethane	*111*	*71-131*				
Toluene-d8	*104*	*80-120*				
4-Bromofluorobenzene	*93*	*80-120*				

This report pertains to the samples analyzed in accordance with the chain of custody,
and is intended only for the use of the individual or company to whom it is addressed.

Date of Report: October 28, 2015
Samples Submitted: October 19, 2015
Laboratory Reference: 1510-139
Project: 457-007

HALOGENATED VOLATILES EPA 8260C
page 1 of 2

Matrix: Water
Units: ug/L

Analyte	Result	PQL	Method	Date Prepared	Date Analyzed	Flags
Client ID:	**P4-TRIP BLANK-5**					
Laboratory ID:	10-139-64					
Dichlorodifluoromethane	ND	0.20	EPA 8260C	10-20-15	10-20-15	
Chloromethane	ND	1.0	EPA 8260C	10-20-15	10-20-15	
Vinyl Chloride	ND	0.20	EPA 8260C	10-20-15	10-20-15	
Bromomethane	ND	0.20	EPA 8260C	10-20-15	10-20-15	
Chloroethane	ND	1.0	EPA 8260C	10-20-15	10-20-15	
Trichlorofluoromethane	ND	0.20	EPA 8260C	10-20-15	10-20-15	
1,1-Dichloroethene	ND	0.20	EPA 8260C	10-20-15	10-20-15	
Iodomethane	ND	1.0	EPA 8260C	10-20-15	10-20-15	
Methylene Chloride	ND	1.0	EPA 8260C	10-20-15	10-20-15	
(trans) 1,2-Dichloroethene	ND	0.20	EPA 8260C	10-20-15	10-20-15	
1,1-Dichloroethane	ND	0.20	EPA 8260C	10-20-15	10-20-15	
2,2-Dichloropropane	ND	0.20	EPA 8260C	10-20-15	10-20-15	
(cis) 1,2-Dichloroethene	ND	0.20	EPA 8260C	10-20-15	10-20-15	
Bromochloromethane	ND	0.20	EPA 8260C	10-20-15	10-20-15	
Chloroform	ND	0.20	EPA 8260C	10-20-15	10-20-15	
1,1,1-Trichloroethane	ND	0.20	EPA 8260C	10-20-15	10-20-15	
Carbon Tetrachloride	ND	0.20	EPA 8260C	10-20-15	10-20-15	
1,1-Dichloropropene	ND	0.20	EPA 8260C	10-20-15	10-20-15	
1,2-Dichloroethane	ND	0.20	EPA 8260C	10-20-15	10-20-15	
Trichloroethene	ND	0.20	EPA 8260C	10-20-15	10-20-15	
1,2-Dichloropropane	ND	0.20	EPA 8260C	10-20-15	10-20-15	
Dibromomethane	ND	0.20	EPA 8260C	10-20-15	10-20-15	
Bromodichloromethane	ND	0.20	EPA 8260C	10-20-15	10-20-15	
2-Chloroethyl Vinyl Ether	ND	1.6	EPA 8260C	10-20-15	10-20-15	
(cis) 1,3-Dichloropropene	ND	0.20	EPA 8260C	10-20-15	10-20-15	
(trans) 1,3-Dichloropropene	ND	0.20	EPA 8260C	10-20-15	10-20-15	

This report pertains to the samples analyzed in accordance with the chain of custody,
and is intended only for the use of the individual or company to whom it is addressed.

Date of Report: October 28, 2015
Samples Submitted: October 19, 2015
Laboratory Reference: 1510-139
Project: 457-007

HALOGENATED VOLATILES EPA 8260C
page 2 of 2

Analyte	Result	PQL	Method	Date Prepared	Date Analyzed	Flags
Client ID:	**P4-TRIP BLANK-5**					
Laboratory ID:	10-139-64					
1,1,2-Trichloroethane	ND	0.20	EPA 8260C	10-20-15	10-20-15	
Tetrachloroethene	ND	0.20	EPA 8260C	10-20-15	10-20-15	
1,3-Dichloropropane	ND	0.20	EPA 8260C	10-20-15	10-20-15	
Dibromochloromethane	ND	0.20	EPA 8260C	10-20-15	10-20-15	
1,2-Dibromoethane	ND	0.20	EPA 8260C	10-20-15	10-20-15	
Chlorobenzene	ND	0.20	EPA 8260C	10-20-15	10-20-15	
1,1,1,2-Tetrachloroethane	ND	0.20	EPA 8260C	10-20-15	10-20-15	
Bromoform	ND	1.0	EPA 8260C	10-20-15	10-20-15	
Bromobenzene	ND	0.20	EPA 8260C	10-20-15	10-20-15	
1,1,2,2-Tetrachloroethane	ND	0.20	EPA 8260C	10-20-15	10-20-15	
1,2,3-Trichloropropane	ND	0.20	EPA 8260C	10-20-15	10-20-15	
2-Chlorotoluene	ND	0.20	EPA 8260C	10-20-15	10-20-15	
4-Chlorotoluene	ND	0.20	EPA 8260C	10-20-15	10-20-15	
1,3-Dichlorobenzene	ND	0.20	EPA 8260C	10-20-15	10-20-15	
1,4-Dichlorobenzene	ND	0.20	EPA 8260C	10-20-15	10-20-15	
1,2-Dichlorobenzene	ND	0.20	EPA 8260C	10-20-15	10-20-15	
1,2-Dibromo-3-chloropropane	ND	1.0	EPA 8260C	10-20-15	10-20-15	
1,2,4-Trichlorobenzene	ND	0.20	EPA 8260C	10-20-15	10-20-15	
Hexachlorobutadiene	ND	0.20	EPA 8260C	10-20-15	10-20-15	
1,2,3-Trichlorobenzene	ND	0.20	EPA 8260C	10-20-15	10-20-15	
Surrogate:	*Percent Recovery*	*Control Limits*				
Dibromofluoromethane	*110*	*71-131*				
Toluene-d8	*103*	*80-120*				
4-Bromofluorobenzene	*90*	*80-120*				

This report pertains to the samples analyzed in accordance with the chain of custody,
and is intended only for the use of the individual or company to whom it is addressed.

Date of Report: October 28, 2015
Samples Submitted: October 19, 2015
Laboratory Reference: 1510-139
Project: 457-007

HALOGENATED VOLATILES EPA 8260C
page 1 of 2

Matrix: Water
Units: ug/L

Analyte	Result	PQL	Method	Date Prepared	Date Analyzed	Flags
Client ID:	**P4-TRIP BLANK-6**					
Laboratory ID:	10-139-65					
Dichlorodifluoromethane	ND	0.20	EPA 8260C	10-20-15	10-20-15	
Chloromethane	ND	1.0	EPA 8260C	10-20-15	10-20-15	
Vinyl Chloride	ND	0.20	EPA 8260C	10-20-15	10-20-15	
Bromomethane	ND	0.20	EPA 8260C	10-20-15	10-20-15	
Chloroethane	ND	1.0	EPA 8260C	10-20-15	10-20-15	
Trichlorofluoromethane	ND	0.20	EPA 8260C	10-20-15	10-20-15	
1,1-Dichloroethene	ND	0.20	EPA 8260C	10-20-15	10-20-15	
Iodomethane	ND	1.0	EPA 8260C	10-20-15	10-20-15	
Methylene Chloride	ND	1.0	EPA 8260C	10-20-15	10-20-15	
(trans) 1,2-Dichloroethene	ND	0.20	EPA 8260C	10-20-15	10-20-15	
1,1-Dichloroethane	ND	0.20	EPA 8260C	10-20-15	10-20-15	
2,2-Dichloropropane	ND	0.20	EPA 8260C	10-20-15	10-20-15	
(cis) 1,2-Dichloroethene	ND	0.20	EPA 8260C	10-20-15	10-20-15	
Bromochloromethane	ND	0.20	EPA 8260C	10-20-15	10-20-15	
Chloroform	ND	0.20	EPA 8260C	10-20-15	10-20-15	
1,1,1-Trichloroethane	ND	0.20	EPA 8260C	10-20-15	10-20-15	
Carbon Tetrachloride	ND	0.20	EPA 8260C	10-20-15	10-20-15	
1,1-Dichloropropene	ND	0.20	EPA 8260C	10-20-15	10-20-15	
1,2-Dichloroethane	ND	0.20	EPA 8260C	10-20-15	10-20-15	
Trichloroethene	ND	0.20	EPA 8260C	10-20-15	10-20-15	
1,2-Dichloropropane	ND	0.20	EPA 8260C	10-20-15	10-20-15	
Dibromomethane	ND	0.20	EPA 8260C	10-20-15	10-20-15	
Bromodichloromethane	ND	0.20	EPA 8260C	10-20-15	10-20-15	
2-Chloroethyl Vinyl Ether	ND	1.6	EPA 8260C	10-20-15	10-20-15	
(cis) 1,3-Dichloropropene	ND	0.20	EPA 8260C	10-20-15	10-20-15	
(trans) 1,3-Dichloropropene	ND	0.20	EPA 8260C	10-20-15	10-20-15	

This report pertains to the samples analyzed in accordance with the chain of custody,
and is intended only for the use of the individual or company to whom it is addressed.

Date of Report: October 28, 2015
Samples Submitted: October 19, 2015
Laboratory Reference: 1510-139
Project: 457-007

HALOGENATED VOLATILES EPA 8260C
page 2 of 2

Analyte	Result	PQL	Method	Date Prepared	Date Analyzed	Flags
Client ID:	**P4-TRIP BLANK-6**					
Laboratory ID:	10-139-65					
1,1,2-Trichloroethane	ND	0.20	EPA 8260C	10-20-15	10-20-15	
Tetrachloroethene	ND	0.20	EPA 8260C	10-20-15	10-20-15	
1,3-Dichloropropane	ND	0.20	EPA 8260C	10-20-15	10-20-15	
Dibromochloromethane	ND	0.20	EPA 8260C	10-20-15	10-20-15	
1,2-Dibromoethane	ND	0.20	EPA 8260C	10-20-15	10-20-15	
Chlorobenzene	ND	0.20	EPA 8260C	10-20-15	10-20-15	
1,1,1,2-Tetrachloroethane	ND	0.20	EPA 8260C	10-20-15	10-20-15	
Bromoform	ND	1.0	EPA 8260C	10-20-15	10-20-15	
Bromobenzene	ND	0.20	EPA 8260C	10-20-15	10-20-15	
1,1,2,2-Tetrachloroethane	ND	0.20	EPA 8260C	10-20-15	10-20-15	
1,2,3-Trichloropropane	ND	0.20	EPA 8260C	10-20-15	10-20-15	
2-Chlorotoluene	ND	0.20	EPA 8260C	10-20-15	10-20-15	
4-Chlorotoluene	ND	0.20	EPA 8260C	10-20-15	10-20-15	
1,3-Dichlorobenzene	ND	0.20	EPA 8260C	10-20-15	10-20-15	
1,4-Dichlorobenzene	ND	0.20	EPA 8260C	10-20-15	10-20-15	
1,2-Dichlorobenzene	ND	0.20	EPA 8260C	10-20-15	10-20-15	
1,2-Dibromo-3-chloropropane	ND	1.0	EPA 8260C	10-20-15	10-20-15	
1,2,4-Trichlorobenzene	ND	0.20	EPA 8260C	10-20-15	10-20-15	
Hexachlorobutadiene	ND	0.20	EPA 8260C	10-20-15	10-20-15	
1,2,3-Trichlorobenzene	ND	0.20	EPA 8260C	10-20-15	10-20-15	
Surrogate:	*Percent Recovery*	*Control Limits*				
Dibromofluoromethane	*113*	*71-131*				
Toluene-d8	*104*	*80-120*				
4-Bromofluorobenzene	*93*	*80-120*				

This report pertains to the samples analyzed in accordance with the chain of custody,
and is intended only for the use of the individual or company to whom it is addressed.

Date of Report: October 28, 2015
Samples Submitted: October 19, 2015
Laboratory Reference: 1510-139
Project: 457-007

HALOGENATED VOLATILES EPA 8260C
METHOD BLANK QUALITY CONTROL
Page 1 of 2

Matrix: Water
Units: ug/L

Analyte	Result	PQL	Method	Date Prepared	Date Analyzed	Flags
Laboratory ID:	MB1020W1					
Dichlorodifluoromethane	ND	0.20	EPA 8260C	10-20-15	10-20-15	
Chloromethane	ND	1.0	EPA 8260C	10-20-15	10-20-15	
Vinyl Chloride	ND	0.20	EPA 8260C	10-20-15	10-20-15	
Bromomethane	ND	0.20	EPA 8260C	10-20-15	10-20-15	
Chloroethane	ND	1.0	EPA 8260C	10-20-15	10-20-15	
Trichlorofluoromethane	ND	0.20	EPA 8260C	10-20-15	10-20-15	
1,1-Dichloroethene	ND	0.20	EPA 8260C	10-20-15	10-20-15	
Iodomethane	ND	1.0	EPA 8260C	10-20-15	10-20-15	
Methylene Chloride	ND	1.0	EPA 8260C	10-20-15	10-20-15	
(trans) 1,2-Dichloroethene	ND	0.20	EPA 8260C	10-20-15	10-20-15	
1,1-Dichloroethane	ND	0.20	EPA 8260C	10-20-15	10-20-15	
2,2-Dichloropropane	ND	0.20	EPA 8260C	10-20-15	10-20-15	
(cis) 1,2-Dichloroethene	ND	0.20	EPA 8260C	10-20-15	10-20-15	
Bromochloromethane	ND	0.20	EPA 8260C	10-20-15	10-20-15	
Chloroform	ND	0.20	EPA 8260C	10-20-15	10-20-15	
1,1,1-Trichloroethane	ND	0.20	EPA 8260C	10-20-15	10-20-15	
Carbon Tetrachloride	ND	0.20	EPA 8260C	10-20-15	10-20-15	
1,1-Dichloropropene	ND	0.20	EPA 8260C	10-20-15	10-20-15	
1,2-Dichloroethane	ND	0.20	EPA 8260C	10-20-15	10-20-15	
Trichloroethene	ND	0.20	EPA 8260C	10-20-15	10-20-15	
1,2-Dichloropropane	ND	0.20	EPA 8260C	10-20-15	10-20-15	
Dibromomethane	ND	0.20	EPA 8260C	10-20-15	10-20-15	
Bromodichloromethane	ND	0.20	EPA 8260C	10-20-15	10-20-15	
2-Chloroethyl Vinyl Ether	ND	1.6	EPA 8260C	10-20-15	10-20-15	
(cis) 1,3-Dichloropropene	ND	0.20	EPA 8260C	10-20-15	10-20-15	
(trans) 1,3-Dichloropropene	ND	0.20	EPA 8260C	10-20-15	10-20-15	

This report pertains to the samples analyzed in accordance with the chain of custody,
and is intended only for the use of the individual or company to whom it is addressed.

Date of Report: October 28, 2015
Samples Submitted: October 19, 2015
Laboratory Reference: 1510-139
Project: 457-007

HALOGENATED VOLATILES EPA 8260C
METHOD BLANK QUALITY CONTROL
Page 2 of 2

Analyte	Result	PQL	Method	Date Prepared	Date Analyzed	Flags
Laboratory ID:	MB1020W1					
1,1,2-Trichloroethane	ND	0.20	EPA 8260C	10-20-15	10-20-15	
Tetrachloroethene	ND	0.20	EPA 8260C	10-20-15	10-20-15	
1,3-Dichloropropane	ND	0.20	EPA 8260C	10-20-15	10-20-15	
Dibromochloromethane	ND	0.20	EPA 8260C	10-20-15	10-20-15	
1,2-Dibromoethane	ND	0.20	EPA 8260C	10-20-15	10-20-15	
Chlorobenzene	ND	0.20	EPA 8260C	10-20-15	10-20-15	
1,1,1,2-Tetrachloroethane	ND	0.20	EPA 8260C	10-20-15	10-20-15	
Bromoform	ND	1.0	EPA 8260C	10-20-15	10-20-15	
Bromobenzene	ND	0.20	EPA 8260C	10-20-15	10-20-15	
1,1,2,2-Tetrachloroethane	ND	0.20	EPA 8260C	10-20-15	10-20-15	
1,2,3-Trichloropropane	ND	0.20	EPA 8260C	10-20-15	10-20-15	
2-Chlorotoluene	ND	0.20	EPA 8260C	10-20-15	10-20-15	
4-Chlorotoluene	ND	0.20	EPA 8260C	10-20-15	10-20-15	
1,3-Dichlorobenzene	ND	0.20	EPA 8260C	10-20-15	10-20-15	
1,4-Dichlorobenzene	ND	0.20	EPA 8260C	10-20-15	10-20-15	
1,2-Dichlorobenzene	ND	0.20	EPA 8260C	10-20-15	10-20-15	
1,2-Dibromo-3-chloropropane	ND	1.0	EPA 8260C	10-20-15	10-20-15	
1,2,4-Trichlorobenzene	ND	0.20	EPA 8260C	10-20-15	10-20-15	
Hexachlorobutadiene	ND	0.20	EPA 8260C	10-20-15	10-20-15	
1,2,3-Trichlorobenzene	ND	0.20	EPA 8260C	10-20-15	10-20-15	
Surrogate:	*Percent Recovery*	*Control Limits*				
Dibromofluoromethane	*118*	*71-131*				
Toluene-d8	*103*	*80-120*				
4-Bromofluorobenzene	*94*	*80-120*				

This report pertains to the samples analyzed in accordance with the chain of custody,
and is intended only for the use of the individual or company to whom it is addressed.

Date of Report: October 28, 2015
Samples Submitted: October 19, 2015
Laboratory Reference: 1510-139
Project: 457-007

HALOGENATED VOLATILES EPA 8260C
SB/SBD QUALITY CONTROL

Matrix: Water
Units: ug/L

Analyte	Result		Spike Level		Percent Recovery		Recovery Limits	RPD	RPD Limit	Flags
SPIKE BLANKS										
Laboratory ID:	SB1020W1									
	SB	SBD	SB	SBD	SB	SBD				
1,1-Dichloroethene	**10.4**	**10.5**	10.0	10.0	104	105	62-132	1	20	
Benzene	**10.4**	**10.6**	10.0	10.0	104	106	75-121	2	15	
Trichloroethene	**9.18**	**9.28**	10.0	10.0	92	93	65-115	1	15	
Toluene	**9.52**	**9.69**	10.0	10.0	95	97	78-116	2	15	
Chlorobenzene	**9.06**	**9.16**	10.0	10.0	91	92	77-118	1	15	
Surrogate:										
Dibromofluoromethane					*112*	*117*	*71-131*			
Toluene-d8					*101*	*102*	*80-120*			
4-Bromofluorobenzene					*94*	*94*	*80-120*			

This report pertains to the samples analyzed in accordance with the chain of custody,
and is intended only for the use of the individual or company to whom it is addressed.

Date of Report: October 28, 2015
Samples Submitted: October 19, 2015
Laboratory Reference: 1510-139
Project: 457-007

% MOISTURE

Date Analyzed: 10-20&22-15

Client ID	Lab ID	% Moisture
P4-B1-1.0-101715	10-139-01	17
P4-B1-3.0-101715	10-139-02	22
P4-B1-5.0-101715	10-139-03	20
P4-B1-7.8-101715	10-139-04	26
P4-B2-1.0-101715	10-139-05	10
P4-B2-3.0-101715	10-139-06	23
P4-B2-5.0-101715	10-139-07	20
P4-B2-8.0-101715	10-139-08	17
P4-B3-1.0-101715	10-139-09	23
P4-B3-3.0-101715	10-139-10	21
P4-B3-5.0-101715	10-139-11	21
P4-B3-6.3-101715	10-139-12	23
P4-B3-8.0-101715	10-139-13	9
P4-B4-1.0-101715	10-139-14	12
P4-B4-3.0-101715	10-139-15	21
P4-B4-5.0-101715	10-139-16	20
P4-B4-8.0-101715	10-139-17	8
P4-B5-1.0-101715	10-139-18	8
P4-B5-3.0-101715	10-139-19	22
P4-B5-5.0-101715	10-139-20	21
P4-B5-6.0-101715	10-139-21	21
P4-B5-8.0-101715	10-139-22	8
P4-B6-1.0-101715	10-139-23	16
P4-B6-3.0-101715	10-139-24	22
P4-B6-5.7-101715	10-139-25	18
P4-B6-8.0-101715	10-139-26	9
P4-B7-1.0-101715	10-139-27	13

This report pertains to the samples analyzed in accordance with the chain of custody,
and is intended only for the use of the individual or company to whom it is addressed.

Date of Report: October 28, 2015
Samples Submitted: October 19, 2015
Laboratory Reference: 1510-139
Project: 457-007

% MOISTURE

Date Analyzed: 10-22,23&26-15

Client ID	Lab ID	% Moisture
P4-B7-3.0-101715	10-139-28	20
P4-B7-5.0-101715	10-139-29	20
P4-B7-6.9-101715	10-139-30	7
P4-B7-8.0-101715	10-139-31	14
P4-B8-1.0-101715	10-139-32	14
P4-B8-3.0-101715	10-139-33	22
P4-B8-5.0-101715	10-139-34	20
P4-B8-8.0-101715	10-139-35	9
P4-B9-1.0-101715	10-139-36	14
P4-B9-2.0-101715	10-139-37	21
P4-B9-5.0-101715	10-139-38	20
P4-B9-8.0-101715	10-139-39	17
P4-B10-1.0-101715	10-139-40	15
P4-B10-3.0-101715	10-139-41	21
P4-B10-5.0-101715	10-139-42	21
P4-B10-8.0-101715	10-139-43	7
P4-B11-1.0-101715	10-139-44	18
P4-B11-3.0-101715	10-139-45	23
P4-B11-5.0-101715	10-139-46	22
P4-B11-8.0-101715	10-139-47	7
P4-B12-1.0-101715	10-139-48	17
P4-B12-2.8-101715	10-139-49	23
P4-B12-5.0-101715	10-139-50	22
P4-B12-8.0-101715	10-139-51	9
P4-B13-1.0-101715	10-139-52	13
P4-B13-3.0-101715	10-139-53	25
P4-B13-5.0-101715	10-139-54	21

This report pertains to the samples analyzed in accordance with the chain of custody,
and is intended only for the use of the individual or company to whom it is addressed.

Date of Report: October 28, 2015
Samples Submitted: October 19, 2015
Laboratory Reference: 1510-139
Project: 457-007

% MOISTURE

Date Analyzed: 10-26-15

Client ID	Lab ID	% Moisture
P4-B13-8.0-101715	10-139-55	14
P4-B14-1.0-101715	10-139-56	16
P4-B14-3.0-101715	10-139-57	22
P4-B14-5.0-101715	10-139-58	20
P4-B14-8.0-101715	10-139-59	13

This report pertains to the samples analyzed in accordance with the chain of custody,
and is intended only for the use of the individual or company to whom it is addressed.

OnSite Environmental Inc.

Data Qualifiers and Abbreviations

A - Due to a high sample concentration, the amount spiked is insufficient for meaningful MS/MSD recovery data.

B - The analyte indicated was also found in the blank sample.

C - The duplicate RPD is outside control limits due to high result variability when analyte concentrations are within five times the quantitation limit.

E - The value reported exceeds the quantitation range and is an estimate.

F - Surrogate recovery data is not available due to the high concentration of coeluting target compounds.

H - The analyte indicated is a common laboratory solvent and may have been introduced during sample preparation, and be impacting the sample result.

I - Compound recovery is outside of the control limits.

J - The value reported was below the practical quantitation limit. The value is an estimate.

K - Sample duplicate RPD is outside control limits due to sample inhomogeneity. The sample was re-extracted and re-analyzed with similar results.

L - The RPD is outside of the control limits.

M - Hydrocarbons in the gasoline range are impacting the diesel range result.

M1 - Hydrocarbons in the gasoline range (toluene-napthalene) are present in the sample.

N - Hydrocarbons in the lube oil range are impacting the diesel range result.

N1 - Hydrocarbons in diesel range are impacting lube oil range results.

O - Hydrocarbons indicative of heavier fuels are present in the sample and are impacting the gasoline result.

P - The RPD of the detected concentrations between the two columns is greater than 40.

Q - Surrogate recovery is outside of the control limits.

S - Surrogate recovery data is not available due to the necessary dilution of the sample.

T - The sample chromatogram is not similar to a typical _____.

U - The analyte was analyzed for, but was not detected above the reported sample quantitation limit.

U1 - The practical quantitation limit is elevated due to interferences present in the sample.

V - Matrix Spike/Matrix Spike Duplicate recoveries are outside control limits due to matrix effects.

W - Matrix Spike/Matrix Spike Duplicate RPD are outside control limits due to matrix effects.

X - Sample extract treated with a mercury cleanup procedure.

X1- Sample extract treated with a Sulfuric acid/Silica gel cleanup procedure.

Y - The calibration verification for this analyte exceeded the 20% drift specified in method 8260C, and therefore the reported result should be considered an estimate. The overall performance of the calibration verification standard met the acceptance criteria of the method.

Z -

ND - Not Detected at PQL
PQL - Practical Quantitation Limit
RPD - Relative Percent Difference

This report pertains to the samples analyzed in accordance with the chain of custody, and is intended only for the use of the individual or company to whom it is addressed.

Chain of Custody

OnSite Environmental Inc.
Analytical Laboratory Testing Services
14648 NE 95th Street • Redmond, WA 98052
Phone: (425) 883-3881 • www.onsite-env.com

Company: FARALLON
Project Number: 457-007
Project Name: Capital Industries
Project Manager: JEFF KASPER
Sampled by: ANNA SIGEL

Turnaround Request (in working days)
(Check One)
☐ Same Day ☐ 1 Day
☐ 2 Days ☐ 3 Days
☒ Standard (7 Days) (TPH analysis 5 Days)
☐ _____ (other)

Laboratory Number: 10-139

Lab ID	Sample Identification	Date Sampled	Time Sampled	Matrix	Number of Containers	NWTPH-HCID	NWTPH-Gx/BTEX	NWTPH-Gx	NWTPH-Dx	Volatiles 8260C HVOCs	Halogenated Volatiles 8260C	Semivolatiles 8270D/SIM (with low-level PAHs)	PAHs 8270D/SIM (low-level)	PCBs 8082A	Organochlorine Pesticides 8081B	Organophosphorus Pesticides 8270D/SIM	Chlorinated Acid Herbicides 8151A	Total RCRA Metals	Total MTCA Metals	TCLP Metals	HEM (oil and grease) 1664A	% Moisture
1	P4-B1-1.0-101715	10/7/15	9:20	SOIL	5					X												X
2	P4-B1-3.0-101715		9:25																			
3	P4-B1-5.0-101715		9:30																			
4	P4-B1-7.8-101715		9:35																			
5	P4-B2-1.0-101715		9:45																			
6	P4-B2-3.0-101715		9:50																			
7	P4-B2-5.0-101715		9:55																			
8	P4-B2-8.0-101715		10:00																			
9	P4-B3-1.0-101715		10:00																			
10	P4-B3-3.0-101715		10:05																			

	Signature	Company	Date	Time	Comments/Special Instructions
Relinquished		FARALLON	10/9/15	9:20	
Received		CES	10/9/15	0940	
Relinquished					
Received					
Relinquished					
Received					
Reviewed/Date		Reviewed/Date			Chromatograms with final report ☐

Data Package: Standard ☐ Level III ☐ Level IV ☐ Electronic Data Deliverables (EDDs) ☐ _____

Chain of Custody

OnSite Environmental Inc.
Analytical Laboratory Testing Services
14648 NE 95th Street • Redmond, WA 98052
Phone: (425) 883-3881 • www.onsite-env.com

Company: FARALLON
Project Number: 457-007
Project Name: Capitol Industries
Project Manager: JEFF KAISER
Sampled by: ANNA SIGEL

Turnaround Request (in working days)
(Check One)
☐ Same Day ☐ 1 Day
☐ 2 Days ☐ 3 Days
☒ Standard (7 Days) (TPH analysis 5 Days)
☐ _____ (other)

Laboratory Number: 10-139

Lab ID	Sample Identification	Date Sampled	Time Sampled	Matrix	Number of Containers	NWTPH-HCID	NWTPH-Gx/BTEX	NWTPH-Gx	NWTPH-Dx	Volatiles 8260C HVOCs	Halogenated Volatiles 8260C	Semivolatiles 8270D/SIM (with low-level PAHs)	PAHs 8270D/SIM (low-level)	PCBs 8082A	Organochlorine Pesticides 8081B	Organophosphorus Pesticides 8270D/SIM	Chlorinated Acid Herbicides 8151A	Total RCRA Metals	Total MTCA Metals	TCLP Metals	HEM (oil and grease) 1664A	% Moisture
11	P4-B3-5.0-101715	10/17/15	10:05	Soil	3					X												X
12	P4-B3-6.3-101715		10:10																			
13	P4-B3-8.0-101715		10:10																			
14	P4-B4-1.0-101715		10:30																			
15	P4-B4-3.0-101715		10:30																			
16	P4-B4-5.0-101715		10:35																			
17	P4-B4-8.0-101715		10:40																			
18	P4-B5-1.0-101715		10:40																			
19	P4-B5-3.0-101715		10:50																			
20	P4-B5-5.0-101715		10:55																			

	Signature	Company	Date	Time
Relinquished		FARALLON	10/19/15	9:40
Received			10/19/15	0940
Relinquished				
Received				
Relinquished				
Received				
Reviewed/Date		Reviewed/Date		

Comments/Special Instructions

Chromatograms with final report ☐

Data Package: Standard ☐ Level III ☐ Level IV ☐ Electronic Data Deliverables (EDDs) ☐ _____

Chain of Custody

OnSite Environmental Inc.
Analytical Laboratory Testing Services
14648 NE 95th Street • Redmond, WA 98052
Phone: (425) 883-3881 • www.onsite-env.com

Company: FARALLON
Project Number: 457-007
Project Name: Capital Industries
Project Manager: JEFF KASPER
Sampled by: ANNA SIGEL

Turnaround Request (in working days)
(Check One)
☐ Same Day ☐ 1 Day
☐ 2 Days ☐ 3 Days
☑ Standard (7 Days) (TPH analysis 5 Days)
☐ _____ (other)

Laboratory Number: 10-139

Lab ID	Sample Identification	Date Sampled	Time Sampled	Matrix	Number of Containers	NWTPH-HCID	NWTPH-Gx/BTEX	NWTPH-Gx	NWTPH-Dx	Volatiles 8260C HVOCs	Halogenated Volatiles 8260C	Semivolatiles 8270D/SIM (with low-level PAHs)	PAHs 8270D/SIM (low-level)	PCBs 8082A	Organochlorine Pesticides 8081B	Organophosphorus Pesticides 8270D/SIM	Chlorinated Acid Herbicides 8151A	Total RCRA Metals	Total MTCA Metals	TCLP Metals	HEM (oil and grease) 1664A	% Moisture
21	P4-B5-6.0-101715	10/17/15	10:55	SOIL	5					X												X
22	P4-B5-8.0-101715		11:00																			
23	P4-B6-1.0-101715		11:05																			
24	P4-B6-3.0-101715		11:10																			
25	P4-B6-5.7-101715		11:20																			
26	P4-B6-8.0-101715		11:25																			
27	P4-B7-1.0-101715		11:30																			
28	P4-B7-3.0-101715		11:35																			
29	P4-B7-5.0-101715		11:45																			
30	P4-B7-6.9-101715		11:50																			

	Signature	Company	Date	Time
Relinquished		FARALLON	10/19/15	5:40
Received			10/19/15	0940
Relinquished				
Received				
Relinquished				
Received				

Comments/Special Instructions

Reviewed/Date

Reviewed/Date

Chromatograms with final report ☐

Data Package: Standard ☐ Level III ☐ Level IV ☐ Electronic Data Deliverables (EDDs) ☐ _____

Chain of Custody

OnSite Environmental Inc.
Analytical Laboratory Testing Services
14648 NE 95th Street • Redmond, WA 98052
Phone: (425) 883-3881 • www.onsite-env.com

Company: FARALLON
Project Number: 457-007
Project Name: Capital Industries
Project Manager: JEFF KASPER
Sampled by: ANNA SIGEL

Turnaround Request (in working days)
(Check One)
☐ Same Day ☐ 1 Day
☐ 2 Days ☐ 3 Days
☒ Standard (7 Days) (TPH analysis 5 Days)
☐ _____ (other)

Laboratory Number: 10-139

Lab ID	Sample Identification	Date Sampled	Time Sampled	Matrix	Number of Containers	NWTPH-HCID	NWTPH-Gx/BTEX	NWTPH-Gx	NWTPH-Dx	Volatiles 8260C HVOCs	Halogenated Volatiles 8260C	Semivolatiles 8270D/SIM (with low-level PAHs)	PAHs 8270D/SIM (low-level)	PCBs 8082A	Organochlorine Pesticides 8081B	Organophosphorus Pesticides 8270D/SIM	Chlorinated Acid Herbicides 8151A	Total RCRA Metals	Total MTCA Metals	TCLP Metals	HEM (oil and grease) 1664A	% Moisture
31	P4-B7-8.0-101715	10/17/15	11:50	SOIL	5					X												
32	P4-B8-1.0-101715		12:00																			
33	P4-B8-3.0-101715		12:05																			
34	P4-B8-5.0-101715		12:10																			
35	P4-B8-8.0-101715		12:15																			
36	P4-B9-1.0-101715		12:30																			
37	P4-B9-2.0-101715		12:35																			
38	P4-B9-5.0-101715		12:40																			
39	P4-B9-8.0-101715		12:45																			
40	P4-B10-1.0-101715		13:45																			

	Signature	Company	Date	Time
Relinquished		FARALLON	10/19/15	9:40
Received			10/19/15	0940
Relinquished				
Received				
Relinquished				
Received				

Comments/Special Instructions

Reviewed/Date

Reviewed/Date

Chromatograms with final report ☐

Data Package: Standard ☐ Level III ☐ Level IV ☐

Electronic Data Deliverables (EDDs) ☐ _____

Chain of Custody

OnSite Environmental Inc.
Analytical Laboratory Testing Services
14648 NE 95th Street • Redmond, WA 98052
Phone: (425) 883-3881 • www.onsite-env.com

Company: EARTHLON
Project Number: 457-007
Project Name: Capital Industries
Project Manager: JEFF KASPER
Sampled by: ANNA SIGEL

Turnaround Request (in working days)
(Check One)
☐ Same Day ☐ 1 Day
☐ 2 Days ☐ 3 Days
☒ Standard (7 Days) (TPH analysis 5 Days)
☐ _____ (other)

Laboratory Number: 10-139

Lab ID	Sample Identification	Date Sampled	Time Sampled	Matrix	Number of Containers	NWTPH-HCID	NWTPH-Gx/BTEX	NWTPH-Gx	NWTPH-Dx	Volatiles 8260C HVOCs	Halogenated Volatiles 8260C	Semivolatiles 8270D/SIM (with low-level PAHs)	PAHs 8270D/SIM (low-level)	PCBs 8082A	Organochlorine Pesticides 8081B	Organophosphorus Pesticides 8270D/SIM	Chlorinated Acid Herbicides 8151A	Total RCRA Metals	Total MTCA Metals	TCLP Metals	HEM (oil and grease) 1664A	% Moisture
41	P4-B10-3.0-101715	10/17/15	13:50	SOIL	5					X												
42	P4-B10-5.0-101715		13:55																			
43	P4-B10-8.0-101715		14:00																			
44	P4-B11-1.0-101715		14:00																			
45	P4-B11-3.0-101715		14:05																			
46	P4-B11-5.0-101715		14:10																			
47	P4-B11-8.0-101715		14:15																			
48	P4-B12-1.0-101715		14:20																			
49	P4-B12-2.8-101715		14:25																			
50	P4-B12-5.0-101715		14:30																			

	Signature	Company	Date	Time
Relinquished		EARTHLON	10/19/15	9:40
Received		CRS	10/19/15	0940
Relinquished				
Received				
Relinquished				
Received				

Comments/Special Instructions

Reviewed/Date

Reviewed/Date

Chromatograms with final report ☐

Data Package: Standard ☐ Level III ☐ Level IV ☐

Electronic Data Deliverables (EDDs) ☐ _____

Chain of Custody

OnSite Environmental Inc.
Analytical Laboratory Testing Services
14648 NE 95th Street • Redmond, WA 98052
Phone: (425) 883-3881 • www.onsite-env.com

Company: FARALLON
Project Number: 457-007
Project Name: Capital Industries
Project Manager: JEFF KASPER
Sampled by: ANNA SIGEL

Turnaround Request (in working days)
(Check One)
☐ Same Day ☐ 1 Day
☐ 2 Days ☐ 3 Days
☒ Standard (7 Days) (TPH analysis 5 Days)
☐ _____ (other)

Laboratory Number: 10-139

Lab ID	Sample Identification	Date Sampled	Time Sampled	Matrix	Number of Containers	NWTPH-HCID	NWTPH-Gx/BTEX	NWTPH-Gx	NWTPH-Dx	Volatiles 8260C HVOCs	Halogenated Volatiles 8260C	Semivolatiles 8270D/SIM (with low-level PAHs)	PAHs 8270D/SIM (low-level)	PCBs 8082A	Organochlorine Pesticides 8081B	Organophosphorus Pesticides 8270D/SIM	Chlorinated Acid Herbicides 8151A	Total RCRA Metals	Total MTCA Metals	TCLP Metals	HEM (oil and grease) 1664A	% Moisture
S1	P4-B12-8.0-101715	10/17/15	14:35	SOIL	5					X												X
S2	P4-B13-1.0-101715		14:40																			
S3	P4-B13-3.0-10175		14:45																			
S4	P4-B13-5.0-101715		14:50																			
S5	P4-B13-8.0-101715		14:55																			
S6	P4-B14-1.0-101715		15:00																			
S7	P4-B14-3.0-10175		15:05																			
S8	P4-B14-5.0-101715		15:10																			
S9	P4-B14-8.0-101715		15:20																			
(2)	P4-TRIP BLANK-1		—	W	2					X												

	Signature	Company	Date	Time	Comments/Special Instructions
Relinquished		FARALLON	10/19/15	1740	
Received		OSE	10/19/15	0940	
Relinquished					
Received					
Relinquished					
Received					
Reviewed/Date		Reviewed/Date			Chromatograms with final report ☐

Data Package: Standard ☐ Level III ☐ Level IV ☐ Electronic Data Deliverables (EDDs) ☐ _____

Chain of Custody

OnSite Environmental Inc.
Analytical Laboratory Testing Services
14648 NE 95th Street • Redmond, WA 98052
Phone: (425) 883-3881 • www.onsite-env.com

Company: FARALLON
Project Number: 457-007
Project Name: Capital Industries
Project Manager: JEFF KASPER
Sampled by: ANNA SIGEL

Turnaround Request (in working days)

(Check One)

- ☐ Same Day
- ☐ 1 Day
- ☐ 2 Days
- ☐ 3 Days
- ☒ Standard (7 Days) (TPH analysis 5 Days)
- ☐ _____ (other)

Laboratory Number: 10-139

Lab ID	Sample Identification	Date Sampled	Time Sampled	Matrix	Number of Containers	NWTPH-HCID	NWTPH-Gx/BTEX	NWTPH-Gx	NWTPH-Dx	Volatiles 8260C HVOCs	Halogenated Volatiles 8260C	Semivolatiles 8270D/SIM (with low-level PAHs)	PAHs 8270D/SIM (low-level)	PCBs 8082A	Organochlorine Pesticides 8081B	Organophosphorus Pesticides 8270D/SIM	Chlorinated Acid Herbicides 8151A	Total RCRA Metals	Total MTCA Metals	TCLP Metals	HEM (oil and grease) 1664A	% Moisture
61	P4-TRIP BLANK-2	10/7/15	—	W	2					X												
62	P4-TRIP BLANK-3		—																			
63	P4-TRIP BLANK-4		—																			
64	P4-TRIP BLANK-5		—																			
65	P4-TRIP BLANK-6		—																			

	Signature	Company	Date	Time
Relinquished		FARALLON	10/9/15	9:40
Received		OSE	10/9/15	0940
Relinquished				
Received				
Relinquished				
Received				
Reviewed/Date		Reviewed/Date		

Comments/Special Instructions

Chromatograms with final report ☐

Data Package: Standard ☐ Level III ☐ Level IV ☐

Electronic Data Deliverables (EDDs) ☐ _____